



Republic of the Philippines
DEPARTMENT OF THE INTERIOR AND LOCAL GOVERNMENT XI
Regional Office No. XI
#58 McArthur Highway, Matina, Davao City
www.region11.dilg.gov.ph

January 26, 2023

DAN EDWARD R. BARRERA
State Auditor III
Audit Team Leader
Commission on Audit
DILG XI, Matina, Davao City




Dear **Auditor Barrera**:

Forwarding herewith copy of our duly accomplished quarterly accountability reports on appropriations, allotments, obligations and disbursements as of the Year ending December 31, 2022:

1. FAR No. 1 - Statement of Appropriations, Allotments, Obligations, Disbursements and Balances (Current Year Appropriations)
2. FAR No. 1 - Statement of Appropriations, Allotments, Obligations, Disbursements and Balances (Continuing Appropriations)
3. FAR No. 1-A - Summary of Appropriations, Allotments, Obligations, Disbursements & Balances by Object of Expenditures (Current Year Appropriations)
4. FAR No. 1-A - Summary of Appropriations, Allotments, Obligations, Disbursements & Balances by Object of Expenditures (Continuing Appropriations)
5. FAR No. 1-B - List of Allotments and Sub-Allotments (Current Year Appropriations)
6. FAR No. 1-B - List of Allotments and Sub-Allotments (Continuing Appropriations)
7. FAR No. 3 - Aging of Unpaid Obligations
8. FAR No. 4 - Monthly Report of Disbursement

Please acknowledge receipt hereof.

Very truly yours,


ALEX C. ROLDAN, CESO V
Regional Director

STATEMENT OF APPROPRIATIONS, ALLOTMENTS, OBLIGATIONS, DISBURSEMENTS AND BALANCES
As at the Quarter Ending December 31, 2022

Department : Department of the Interior and Local Government (DILG)
 Agency/Entity : Office of the Secretary
 Operating Unit : Regional Office - XI
 Organization Code (UACS) : 14 001 0300011
 Fund Cluster : 01 Regular Agency Fund
 (e.g. UACS Fund Cluster: 01-Regular Agency Fund, 02-Foreign Assisted Projects Fund, 03-Special Account-Locally Funded/Domestic Grants Fund, and 04-Special Account-Foreign Assisted/Foreign Grants Fund)

X	Current Year Appropriations
	Supplemental Appropriations
	Continuing Appropriations

Particulars	UACS CODE	Appropriations		Allotments		Current Year Obligations							Current Year Disbursements				Balances							
		Authorized Appropriations	Adjustments (Transfer To/From, Modifications/)	Adjusted Appropriations	Allotments Received	Adjustments (Reductions, Modifications/Augmentations)	Transfer To	Transfer From	Adjusted Total Allotments	1st Quarter Ending March 31	2nd Quarter Ending June 30	3rd Quarter Ending September 30	4th Quarter Ending December 31	TOTAL	1st Quarter Ending March 31	2nd Quarter Ending June 30	3rd Quarter Ending September 30	4th Quarter Ending December 31	TOTAL	Unreleased Appropriations	Unobligated Allotments	Unpaid Obligations(15-20)=(23+24)		
		3	4	5=(3+4)	6	7	8	9	10=[(6+7)-8+9]	11	12	13	14	15=(11+12+13+14)	16	17	18	19	20=(16+17+18+19)	21	22	23	24	
L Agency Specific Budget		148,776,000.00	185,012,858.28	333,788,858.28	148,776,000.00	0.00	0.00	185,012,858.28	333,788,858.28	42,525,819.86	64,939,661.09	57,101,379.99	161,553,528.87	326,120,389.81	40,569,320.44	64,201,356.34	57,151,474.85	157,856,818.59	319,778,970.22	0.00	7,668,468.47	6,341,419.59	0.00	
General Administration and Support	10000000000000	0.00	5,037,697.28	5,037,697.28	0.00	0.00	0.00	5,037,697.28	5,037,697.28	87,933.75	4,253,893.71	19,229.70	660,500.00	5,021,557.16	87,933.75	4,244,565.72	28,557.69	660,500.00	5,021,557.16	0.00	16,140.12	0.00	0.00	
General Management and Supervision	100000100001000	0.00	891,757.00	891,757.00	0.00	0.00	0.00	891,757.00	891,757.00	87,933.75	107,954.03	19,229.70	660,500.00	875,617.48	87,933.75	98,626.04	28,557.69	660,500.00	875,617.48	0.00	16,139.52	0.00	0.00	
PS		0.00	411,000.00	411,000.00	0.00	0.00	0.00	411,000.00	411,000.00	0.00	0.00	0.00	411,000.00	0.00	0.00	0.00	0.00	411,000.00	0.00	0.00	0.00	0.00	0.00	
MOOE		0.00	230,757.00	230,757.00	0.00	0.00	0.00	230,757.00	230,757.00	87,933.75	107,954.03	19,229.70	0.00	215,117.48	87,933.75	98,626.04	28,557.69	0.00	215,117.48	0.00	15,639.52	0.00	0.00	
CO		0.00	250,000.00	250,000.00	0.00	0.00	0.00	250,000.00	250,000.00	0.00	0.00	0.00	249,500.00	249,500.00	0.00	0.00	0.00	249,500.00	249,500.00	0.00	500.00	0.00	0.00	
Administration of Personnel Benefits	100000100002000	0.00	4,145,940.28	4,145,940.28	0.00	0.00	0.00	4,145,940.28	4,145,940.28	0.00	4,145,939.68	0.00	0.00	4,145,939.68	0.00	4,145,939.68	0.00	0.00	4,145,939.68	0.00	0.60	0.00	0.00	0.00
PS		0.00	4,145,940.28	4,145,940.28	0.00	0.00	0.00	4,145,940.28	4,145,940.28	0.00	4,145,939.68	0.00	0.00	4,145,939.68	0.00	4,145,939.68	0.00	0.00	4,145,939.68	0.00	0.60	0.00	0.00	0.00
Sub-Total, General Administration and Support		0.00	5,037,697.28	5,037,697.28	0.00	0.00	0.00	5,037,697.28	5,037,697.28	87,933.75	4,253,893.71	19,229.70	660,500.00	5,021,557.16	87,933.75	4,244,565.72	28,557.69	660,500.00	5,021,557.16	0.00	16,140.12	0.00	0.00	
PS		0.00	4,556,940.28	4,556,940.28	0.00	0.00	0.00	4,556,940.28	4,556,940.28	0.00	4,145,939.68	0.00	411,000.00	4,556,939.68	0.00	4,145,939.68	0.00	411,000.00	4,556,939.68	0.00	0.60	0.00	0.00	
MOOE		0.00	230,757.00	230,757.00	0.00	0.00	0.00	230,757.00	230,757.00	87,933.75	107,954.03	19,229.70	0.00	215,117.48	87,933.75	98,626.04	28,557.69	0.00	215,117.48	0.00	15,639.52	0.00	0.00	
FinEx (if Applicable)		0.00	0.00	0.00	0.00	0.00	0.00	0.00	0.00	0.00	0.00	0.00	0.00	0.00	0.00	0.00	0.00	0.00	0.00	0.00	0.00	0.00	0.00	
CO		0.00	250,000.00	250,000.00	0.00	0.00	0.00	250,000.00	250,000.00	0.00	0.00	0.00	249,500.00	249,500.00	0.00	0.00	0.00	249,500.00	249,500.00	0.00	500.00	0.00	0.00	
Support to Operations	2000000000000000	0.00	48,283,191.00	48,283,191.00	0.00	0.00	0.00	48,283,191.00	48,283,191.00	5,663,919.43	12,262,402.01	15,652,556.39	10,921,672.53	44,500,550.36	5,391,440.43	11,795,609.86	15,687,664.54	10,372,300.31	43,247,015.14	0.00	3,782,640.64	1,253,535.22	0.00	
Development of policies, programs, and standards for local government capacity development and performance oversight	200000100001000	0.00	520,000.00	520,000.00	0.00	0.00	0.00	520,000.00	520,000.00	62,892.03	168,150.79	111,916.57	125,291.69	468,251.08	58,013.03	135,287.64	144,158.72	97,251.69	434,711.08	0.00	51,748.92	33,540.00	0.00	
MOOE		0.00	520,000.00	520,000.00	0.00	0.00	0.00	520,000.00	520,000.00	62,892.03	168,150.79	111,916.57	125,291.69	468,251.08	58,013.03	135,287.64	144,158.72	97,251.69	434,711.08	0.00	51,748.92	33,540.00	0.00	
Monitoring and Evaluation of Assistance to LGUs	200000100008000	0.00	43,836,191.00	43,836,191.00	0.00	0.00	0.00	43,836,191.00	43,836,191.00	5,601,027.40	11,484,382.30	14,000,157.07	9,542,996.65	40,628,563.42	5,333,427.40	11,218,328.30	13,847,148.07	9,195,978.75	39,594,882.52	0.00	3,207,627.58	1,033,680.90	0.00	
MOOE		0.00	43,836,191.00	43,836,191.00	0.00	0.00	0.00	43,836,191.00	43,836,191.00	5,601,027.40	11,484,382.30	14,000,157.07	9,542,996.65	40,628,563.42	5,333,427.40	11,218,328.30	13,847,148.07	9,195,978.75	39,594,882.52	0.00	3,207,627.58	1,033,680.90	0.00	
Monitoring and Evaluation to include M & E of the Infrastructure Projects of LGUs	200000100009000	0.00	3,927,000.00	3,927,000.00	0.00	0.00	0.00	3,927,000.00	3,927,000.00	0.00	609,868.92	1,540,482.75	1,253,384.19	3,403,735.86	0.00	441,993.92	1,696,357.75	1,079,069.87	3,217,421.54	0.00	523,264.14	186,314.32	0.00	
MOOE		0.00	3,927,000.00	3,927,000.00	0.00	0.00	0.00	3,927,000.00	3,927,000.00	0.00	609,868.92	1,540,482.75	1,253,384.19	3,403,735.86	0.00	441,993.92	1,696,357.75	1,079,069.87	3,217,421.54	0.00	523,264.14	186,314.32	0.00	
Sub-Total, Support to Operations		0.00	48,283,191.00	48,283,191.00	0.00	0.00	0.00	48,283,191.00	48,283,191.00	5,663,919.43	12,262,402.01	15,652,556.39	10,921,672.53	44,500,550.36	5,391,440.43	11,795,609.86	15,687,664.54	10,372,300.31	43,247,015.14	0.00	3,782,640.64	1,253,535.22	0.00	
PS		0.00	0.00	0.00	0.00	0.00	0.00	0.00	0.00	0.00	0.00	0.00	0.00	0.00	0.00	0.00	0.00	0.00	0.00	0.00	0.00	0.00	0.00	
MOOE		0.00	48,283,191.00	48,283,191.00	0.00	0.00	0.00	48,283,191.00	48,283,191.00	5,663,919.43	12,262,402.01	15,652,556.39	10,921,672.53	44,500,550.36	5,391,440.43	11,795,609.86	15,687,664.54	10,372,300.31	43,247,015.14	0.00	3,782,640.64	1,253,535.22	0.00	
FinEx (if Applicable)		0.00	0.00	0.00	0.00	0.00	0.00	0.00	0.00	0.00	0.00	0.00	0.00	0.00	0.00	0.00	0.00	0.00	0.00	0.00	0.00	0.00	0.00	
CO		0.00	0.00	0.00	0.00	0.00	0.00	0.00	0.00	0.00	0.00	0.00	0.00	0.00	0.00	0.00	0.00	0.00	0.00	0.00	0.00	0.00	0.00	
Operations	3000000000000000	148,776,000.00	131,691,970.00	280,467,970.00	148,776,000.00	0.00	0.00	131,691,970.00	280,467,970.00	36,773,966.68	48,423,365.37	41,429,593.90	149,971,356.34	276,598,282.29	35,089,946.26	48,161,180.76	41,435,252.62	146,824,018.28	271,510,397.92	0.00	3,869,687.71	5,087,884.37	0.00	
OO : Local Governance Improved		148,776,000.00	131,691,970.00	280,467,970.00	148,776,000.00	0.00	0.00	131,691,970.00	280,467,970.00	36,773,966.68	48,423,365.37	41,429,593.90	149,971,356.34	276,598,282.29	35,089,946.26	48,161,180.76	41,435,252.62	146,824,018.28	271,510,397.92	0.00	3,869,687.71	5,087,884.37	0.00	
LOCAL GOVERNMENT EMPOWERMENT PROGRAM		148,776,000.00	40,568,670.00	189,344,670.00	148,776,000.00	0.00	0.00	40,568,670.00	189,344,670.00	36,767,121.68	48,393,105.37	40,818,712.90	59,689,159.34	185,668,099.29	35,088,506.26	48,146,415.76	41,019,592.62	56,421,300.28	180,675,814.92	0.00	3,676,570.71	4,992,284.37	0.00	
Supervision and Development of Local Governments	310100100001000	148,211,000.00	0.00	148,211,000.00	148,211,000.00	0.00	0.00	0.00	148,211,000.00	29,852,795.52	37,513,684.50	29,465,846.42	49,824,427.79	146,656,754.23	28,667,899.94	37,489,508.13	29,747,542.22	47,464,404.23	143,369,354.52	0.00	1,554,245.77	3,287,399.71	0.00	

Department : Department of the Interior and Local Government (DILG)
 Agency/Entity : Office of the Secretary
 Operating Unit : Regional Office - XI
 Organization Code (UACS) : 14 001 0300011
 Fund Cluster : 01 Regular Agency Fund
 (e.g. UACS Fund Cluster: 01-Regular Agency Fund, 02-Foreign Assisted Projects Fund, 03-Special Account-Localy Funded/Domestic Grants Fund, and 04-Special Account-Foreign Assisted/Foreign Grants Fund)

X	Current Year Appropriations
	Supplemental Appropriations
	Continuing Appropriations

Particulars	UACS CODE	Appropriations					Allotments					Current Year Obligations					Current Year Disbursements					Balances			
		Authorized Appropriations	Adjustments (Transfer To/From, Modifications/)	Adjusted Appropriations	Allotments Received	Adjustments (Reductions, Modifications/ Augmentations)	Transfer To	Transfer From	Adjusted Total Allotments	1st Quarter Ending March 31	2nd Quarter Ending June 30	3rd Quarter Ending September 30	4th Quarter Ending December 31	TOTAL	1st Quarter Ending March 31	2nd Quarter Ending June 30	3rd Quarter Ending September 30	4th Quarter Ending December 31	TOTAL	Unreleased Appropriations	Unobligated Allotments	Unpaid Obligations(15-20)=(23+24)			
		3	4	5=(3+4)	6	7	8	9	10=[(6)-(7)-(8)-(9)]	11	12	13	14	15=(11+12+13+14)	16	17	18	19	20=(16+17+18+19)	21	22	23	24		
PS		122,947,000.00	3,488,750.00	126,435,750.00	122,947,000.00	3,488,750.00	0.00	0.00	126,435,750.00	24,735,015.12	32,547,918.47	24,672,023.17	44,478,353.15	126,433,309.91	24,696,911.44	32,586,022.15	24,667,115.13	41,996,289.67	123,946,338.39	0.00	2,440.09	2,486,971.52	0.00		
MOOE		23,484,000.00	(3,488,750.00)	19,995,250.00	23,484,000.00	(3,488,750.00)	0.00	0.00	19,995,250.00	5,117,780.40	4,758,766.03	3,495,923.25	5,070,974.64	18,443,444.32	3,970,988.50	4,903,485.98	3,575,527.09	5,438,114.56	17,888,116.13	0.00	1,551,805.68	555,328.19	0.00		
CO		1,780,000.00	0.00	1,780,000.00	1,780,000.00	0.00	0.00	1,780,000.00	0.00	207,000.00	1,297,900.00	275,100.00	1,780,000.00	0.00	0.00	0.00	0.00	30,000.00	1,534,900.00	0.00	0.00	245,100.00	0.00		
Strengthening of Peace and Orders Councils (POCs)	310100100002000	565,000.00	23,125.00	588,125.00	565,000.00	0.00	0.00	23,125.00	588,125.00	93,743.67	274,810.89	122,136.83	41,878.01	532,569.40	45,023.67	243,781.14	120,736.58	113,028.01	522,569.40	0.00	55,555.60	10,000.00	0.00		
MOOE		565,000.00	23,125.00	588,125.00	565,000.00	0.00	0.00	23,125.00	588,125.00	93,743.67	274,810.89	122,136.83	41,878.01	532,569.40	45,023.67	243,781.14	120,736.58	113,028.01	522,569.40	0.00	55,555.60	10,000.00	0.00		
Project(s)		0.00	40,545,545.00	40,545,545.00	0.00	0.00	0.00	40,545,545.00	40,545,545.00	6,820,582.49	10,604,609.98	11,230,729.65	9,822,853.54	38,478,775.66	6,375,582.65	10,413,126.49	11,151,313.82	8,843,868.04	36,783,891.00	0.00	2,066,769.34	1,694,884.66	0.00		
Locally-Funded Project(s)		0.00	40,545,545.00	40,545,545.00	0.00	0.00	0.00	40,545,545.00	40,545,545.00	6,820,582.49	10,604,609.98	11,230,729.65	9,822,853.54	38,478,775.66	6,375,582.65	10,413,126.49	11,151,313.82	8,843,868.04	36,783,891.00	0.00	2,066,769.34	1,694,884.66	0.00		
Support for Local Governance Program	310100200004000	0.00	4,096,435.00	4,096,435.00	0.00	0.00	0.00	4,096,435.00	4,096,435.00	487,899.08	803,470.73	925,853.16	1,754,869.48	3,972,092.45	462,499.08	774,530.84	924,993.05	940,181.48	3,102,204.45	0.00	124,342.55	869,888.00	0.00		
MOOE		0.00	4,096,435.00	4,096,435.00	0.00	0.00	0.00	4,096,435.00	4,096,435.00	487,899.08	803,470.73	925,853.16	1,754,869.48	3,972,092.45	462,499.08	774,530.84	924,993.05	940,181.48	3,102,204.45	0.00	124,342.55	869,888.00	0.00		
Civil Society Organization/Peoples Participation Partnership Program	310100200005000	0.00	467,000.00	467,000.00	0.00	0.00	0.00	467,000.00	467,000.00	83,303.00	197,160.00	1,440.00	148,479.00	430,382.00	0.00	217,963.00	1,440.00	119,639.00	339,042.00	0.00	36,618.00	91,340.00	0.00		
MOOE		0.00	467,000.00	467,000.00	0.00	0.00	0.00	467,000.00	467,000.00	83,303.00	197,160.00	1,440.00	148,479.00	430,382.00	0.00	217,963.00	1,440.00	119,639.00	339,042.00	0.00	36,618.00	91,340.00	0.00		
Improve LGU competitiveness and Ease of Doing Business	310100200007000	0.00	1,789,343.00	1,789,343.00	0.00	0.00	0.00	1,789,343.00	1,789,343.00	0.00	0.00	9,000.00	1,650,705.94	1,659,705.94	0.00	0.00	9,000.00	1,611,668.32	1,620,668.32	0.00	129,637.62	39,037.62	0.00		
MOOE		0.00	1,789,343.00	1,789,343.00	0.00	0.00	0.00	1,789,343.00	1,789,343.00	0.00	0.00	9,000.00	1,650,705.94	1,659,705.94	0.00	0.00	9,000.00	1,611,668.32	1,620,668.32	0.00	129,637.62	39,037.62	0.00		
LAN, WAN and IP Telephony Expansion	310100200032000	0.00	1,027,518.00	1,027,518.00	0.00	0.00	0.00	1,027,518.00	1,027,518.00	292,270.00	126,085.52	416,648.53	144,498.84	979,502.89	92,270.00	166,185.26	276,548.79	375,269.14	910,273.19	0.00	48,015.11	69,229.70	0.00		
MOOE		0.00	1,027,518.00	1,027,518.00	0.00	0.00	0.00	1,027,518.00	1,027,518.00	292,270.00	126,085.52	416,648.53	144,498.84	979,502.89	92,270.00	166,185.26	276,548.79	375,269.14	910,273.19	0.00	48,015.11	69,229.70	0.00		
Enhanced Comprehensive Local Integration Program (E-CLIP)	310100200033000	0.00	12,854,495.00	12,854,495.00	0.00	0.00	0.00	12,854,495.00	12,854,495.00	4,120,000.00	2,516,000.00	3,698,000.00	2,519,424.92	12,853,424.92	4,120,000.00	2,516,000.00	3,698,000.00	2,519,424.92	12,853,424.92	0.00	1,070.08	0.00	0.00		
MOOE		0.00	12,854,495.00	12,854,495.00	0.00	0.00	0.00	12,854,495.00	12,854,495.00	4,120,000.00	2,516,000.00	3,698,000.00	2,519,424.92	12,853,424.92	4,120,000.00	2,516,000.00	3,698,000.00	2,519,424.92	12,853,424.92	0.00	1,070.08	0.00	0.00		
Advocacy and Capacity Building for Local Institutions on Women and Children	310100200047000	0.00	0.00	0.00	0.00	0.00	0.00	0.00	0.00	0.00	0.00	0.00	0.00	0.00	0.00	0.00	0.00	0.00	0.00	0.00	0.00	0.00	0.00	0.00	
MOOE		0.00	0.00	0.00	0.00	0.00	0.00	0.00	0.00	0.00	0.00	0.00	0.00	0.00	0.00	0.00	0.00	0.00	0.00	0.00	0.00	0.00	0.00	0.00	
Barangay Tanod Skills Enhancement	310100200053000	0.00	297,000.00	297,000.00	0.00	0.00	0.00	297,000.00	297,000.00	0.00	0.00	0.00	0.00	290,475.00	290,475.00	0.00	0.00	290,475.00	290,475.00	0.00	6,525.00	0.00	0.00	0.00	
MOOE		0.00	297,000.00	297,000.00	0.00	0.00	0.00	297,000.00	297,000.00	0.00	0.00	0.00	0.00	290,475.00	290,475.00	0.00	0.00	290,475.00	290,475.00	0.00	6,525.00	0.00	0.00	0.00	
Philippine Anti-Illegal Drugs Strategy (PADS)	310100200054000	0.00	5,204,868.00	5,204,868.00	0.00	0.00	0.00	5,204,868.00	5,204,868.00	221,658.35	591,751.72	168,622.55	2,645,376.78	3,627,409.40	111,048.38	400,569.92	341,154.32	2,379,501.78	3,232,274.40	0.00	1,577,458.60	395,135.00	0.00		
MOOE		0.00	5,204,868.00	5,204,868.00	0.00	0.00	0.00	5,204,868.00	5,204,868.00	221,658.35	591,751.72	168,622.55	2,645,376.78	3,627,409.40	111,048.38	400,569.92	341,154.32	2,379,501.78	3,232,274.40	0.00	1,577,458.60	395,135.00	0.00		
Communicating for Perpetual end to Extreme violence and forming Alliance towards positive Change and Enriched communities (CAPEACE)	310100200055000	0.00	1,155,000.00	1,155,000.00	0.00	0.00	0.00	1,155,000.00	1,155,000.00	1,001,000.00	0.00	0.00	139,800.00	1,140,800.00	1,001,000.00	0.00	0.00	139,800.00	1,140,800.00	0.00	14,200.00	0.00	0.00	0.00	
MOOE		0.00	1,155,000.00	1,155,000.00	0.00	0.00	0.00	1,155,000.00	1,155,000.00	1,001,000.00	0.00	0.00	139,800.00	1,140,800.00	1,001,000.00	0.00	0.00	139,800.00	1,140,800.00	0.00	14,200.00	0.00	0.00	0.00	
LGU Information Management Program	310100200067000	0.00	829,722.00	829,722.00	0.00	0.00	0.00	829,722.00	829,722.00	101,074.75	171,961.63	193,965.02	329,351.73	796,353.13	75,387.88	139,697.09	244,072.43	245,796.55	704,953.95	0.00	33,368.87	91,399.18	0.00		
MOOE		0.00	829,722.00	829,722.00	0.00	0.00	0.00	829,722.00	829,722.00	101,074.75	171,961.63	193,965.02	329,351.73	796,353.13	75,387.88	139,697.09	244,072.43	245,796.55	704,953.95	0.00	33,368.87	91,399.18	0.00		
Decentralization and Constitutional Reform Advocacy Campaign (CORE)	310100200068000	0.00	256,200.00	256,200.00	0.00	0.00	0.00	256,200.00	256,200.00	0.00	0.00	161,095.16	61,600.00	222,695.16	0.00	0.00	0.00	83,840.00	83,840.00	0.00	33,504.84	138,855.16	0.00		
MOOE		0.00	256,200.00	256,200.00	0.00	0.00	0.00	256,200.00	256,200.00	0.00	0.00	161,095.16	61,600.00	222,695.16	0.00	0.00	0.00	83,840.00	83,840.00	0.00	33,504.84	138,855.16	0.00		
Support to COVID-19 Contact Tracing Operations	310100200070000	0.00	12,400,864.00	12,400,864.00	0.00	0.00	0.00	12,400,864.00	12,400,864.00	513,377.31	6,198,180.38	5,490,558.98	138,271.85	12,340,388.52	513,377.31	6,198,180.38	5,490,558.98	138,271.85	12,340,388.52	0.00	60,475.48	0.00	0.00		
MOOE		0.00	12,400,864.00	12,400,864.00	0.00	0.00	0.00	12,400,864.00	12,400,864.00	513,377.31	6,198,180.38	5,490,558.98	138,271.85	12,340,388.52	513,377.31	6,198,180.38	5,490,558.98	138,271.85	12,340,388.52	0.00	60,475.48	0.00	0.00		

This report was generated using the Unified Reporting System on January 26, 2023 10:00 AM version: FAR 1.2.5; Status: SUBMITTED

Department : Department of the Interior and Local Government (DILG)
 Agency/Entity : Office of the Secretary
 Operating Unit : Regional Office - XI
 Organization Code (UACS) : 14 001 0300011
 Fund Cluster : 01 Regular Agency Fund
 (e.g. UACS Fund Cluster: 01-Regular Agency Fund, 02-Regular Assisted Projects Fund, 03-Special Account-Locally Funded/Domestic Grants Fund, and 04-Special Account-Foreign Assisted/Foreign Grants Fund)

X	Current Year Appropriations
	Supplemental Appropriations
	Continuing Appropriations

Particulars	UACS CODE	Appropriations			Allotments			Current Year Obligations					Current Year Disbursements					Balances							
		Authorized Appropriations	Adjustments (Transfer To/From, Modifications/)	Adjusted Appropriations	Allotments Received	Adjustments (Reductions, Modifications/ Augmentations)	Transfer To	Transfer From	Adjusted Total Allotments	1st Quarter Ending March 31	2nd Quarter Ending June 30	3rd Quarter Ending September 30	4th Quarter Ending December 31	TOTAL	1st Quarter Ending March 31	2nd Quarter Ending June 30	3rd Quarter Ending September 30	4th Quarter Ending December 31	TOTAL	Unreleased Appropriations	Unobligated Allotments	Unpaid Obligations(15-20)=(23+24)			
		3	4	5=(3+4)	6	7	8	9	10=(6+7)-8+9	11	12	13	14	15=(11+12+13+14)	16	17	18	19	20=(16+17+18+19)	21	22	23	24		
MOOE		0.00	12,400,864.00	12,400,864.00	0.00	0.00	0.00	12,400,864.00	513,377.31	6,198,180.38	5,490,558.98	138,271.85	12,340,388.52	513,377.31	6,198,180.38	5,490,558.98	138,271.85	12,340,388.52	0.00	60,475.48	0.00	0.00	0.00		
Strengthened LGU Database for Evidence-Based Planning, Support to Community-Based Monitoring System	310100200073000	0.00	167,100.00	167,100.00	0.00	0.00	0.00	167,100.00	0.00	0.00	165,546.25	0.00	165,546.25	0.00	0.00	165,546.25	0.00	165,546.25	0.00	1,553.75	0.00	0.00	0.00		
MOOE		0.00	167,100.00	167,100.00	0.00	0.00	0.00	167,100.00	0.00	0.00	165,546.25	0.00	165,546.25	0.00	0.00	165,546.25	0.00	165,546.25	0.00	1,553.75	0.00	0.00	0.00		
LOCAL GOVERNMENT PERFORMANCE OVERSIGHT AND RECOGNITION AND INCENTIVES PROGRAM		0.00	91,123,300.00	91,123,300.00	0.00	0.00	0.00	91,123,300.00	6,845.00	30,260.00	610,881.00	90,282,197.00	90,930,183.00	1,440.00	14,765.00	415,660.00	90,402,718.00	90,834,583.00	0.00	193,117.00	95,600.00	0.00	0.00		
Local Governance Performance Management Program - Seal of Good Local Governance Incentive Fund (SGLG Fund)	310200100002000	0.00	90,281,300.00	90,281,300.00	0.00	0.00	0.00	90,281,300.00	0.00	20,900.00	27,721.00	90,103,887.00	90,152,508.00	0.00	0.00	20,900.00	90,131,608.00	90,152,508.00	0.00	128,792.00	0.00	0.00	0.00		
MOOE		0.00	90,281,300.00	90,281,300.00	0.00	0.00	0.00	90,281,300.00	0.00	20,900.00	27,721.00	90,103,887.00	90,152,508.00	0.00	0.00	20,900.00	90,131,608.00	90,152,508.00	0.00	128,792.00	0.00	0.00	0.00		
Project(s)		0.00	842,000.00	842,000.00	0.00	0.00	0.00	842,000.00	6,845.00	9,360.00	583,160.00	178,310.00	777,675.00	1,440.00	14,765.00	394,760.00	271,110.00	682,075.00	0.00	64,325.00	95,600.00	0.00	0.00		
Locally-Funded Project(s)		0.00	842,000.00	842,000.00	0.00	0.00	0.00	842,000.00	6,845.00	9,360.00	583,160.00	178,310.00	777,675.00	1,440.00	14,765.00	394,760.00	271,110.00	682,075.00	0.00	64,325.00	95,600.00	0.00	0.00		
Lupong Tagapamayapa Incentives Awards	310200200001000	0.00	712,000.00	712,000.00	0.00	0.00	0.00	712,000.00	6,845.00	9,360.00	583,160.00	78,852.00	678,217.00	1,440.00	14,765.00	394,760.00	267,252.00	678,217.00	0.00	33,783.00	0.00	0.00	0.00		
MOOE		0.00	712,000.00	712,000.00	0.00	0.00	0.00	712,000.00	6,845.00	9,360.00	583,160.00	78,852.00	678,217.00	1,440.00	14,765.00	394,760.00	267,252.00	678,217.00	0.00	33,783.00	0.00	0.00	0.00		
Bantay Korapsyon (BK)	310200200005000	0.00	130,000.00	130,000.00	0.00	0.00	0.00	130,000.00	0.00	0.00	0.00	99,458.00	99,458.00	0.00	0.00	0.00	0.00	3,858.00	0.00	30,542.00	95,600.00	0.00	0.00		
MOOE		0.00	130,000.00	130,000.00	0.00	0.00	0.00	130,000.00	0.00	0.00	0.00	99,458.00	99,458.00	0.00	0.00	0.00	0.00	3,858.00	0.00	30,542.00	95,600.00	0.00	0.00		
Sub-Total, Operations		148,776,000.00	131,691,970.00	280,467,970.00	148,776,000.00	0.00	0.00	131,691,970.00	280,467,970.00	36,773,966.68	48,423,365.37	41,429,593.90	149,971,356.34	276,598,282.29	35,089,946.26	48,161,180.76	41,435,252.62	146,824,018.28	271,510,397.92	0.00	3,869,687.71	5,087,884.37	0.00	0.00	
PS		122,947,000.00	3,488,750.00	126,435,750.00	122,947,000.00	3,488,750.00	0.00	126,435,750.00	24,735,015.12	32,547,918.47	24,672,023.17	44,478,353.15	126,433,309.91	24,698,911.44	32,586,022.15	24,667,115.13	41,996,289.67	123,946,338.39	0.00	2,440.09	2,486,971.52	0.00	0.00		
MOOE		24,049,000.00	128,203,220.00	152,252,220.00	24,049,000.00	(3,488,750.00)	0.00	131,691,970.00	152,252,220.00	12,038,961.56	15,668,446.90	15,459,670.73	105,217,903.19	148,384,972.38	10,393,034.82	15,575,158.61	15,263,237.49	104,797,728.61	146,029,159.53	0.00	3,867,247.62	2,355,812.85	0.00	0.00	
FinEx (if Applicable)		0.00	0.00	0.00	0.00	0.00	0.00	0.00	0.00	0.00	0.00	0.00	0.00	0.00	0.00	0.00	0.00	0.00	0.00	0.00	0.00	0.00	0.00	0.00	
CO		1,780,000.00	0.00	1,780,000.00	1,780,000.00	0.00	0.00	0.00	1,780,000.00	0.00	207,000.00	1,297,900.00	275,100.00	1,780,000.00	0.00	0.00	1,504,900.00	30,000.00	1,534,900.00	0.00	0.00	245,100.00	0.00	0.00	
Sub-Total, I. Agency Specific Budget		148,776,000.00	185,012,858.28	333,788,858.28	148,776,000.00	0.00	0.00	185,012,858.28	333,788,858.28	42,525,819.86	64,939,661.09	57,101,379.99	161,553,528.87	326,120,389.81	40,569,320.44	64,201,356.34	57,151,474.85	157,856,818.59	319,778,970.22	0.00	7,668,468.47	6,341,419.59	0.00	0.00	
PS		122,947,000.00	8,045,690.28	130,992,690.28	122,947,000.00	3,488,750.00	0.00	4,566,940.28	130,992,690.28	24,735,015.12	36,893,858.15	24,672,023.17	44,889,353.15	130,990,249.59	24,698,911.44	36,731,961.83	24,667,115.13	42,407,289.67	128,503,278.07	0.00	2,440.69	2,486,971.52	0.00	0.00	
MOOE		24,049,000.00	176,717,168.00	200,766,168.00	24,049,000.00	(3,488,750.00)	0.00	180,205,918.00	200,766,168.00	17,790,804.74	28,038,802.94	31,131,456.82	116,139,575.72	193,100,640.22	15,872,400.00	27,469,394.51	30,979,459.72	115,170,028.92	189,491,292.15	0.00	7,665,527.78	3,609,348.07	0.00	0.00	
FinEx (if Applicable)		0.00	0.00	0.00	0.00	0.00	0.00	0.00	0.00	0.00	0.00	0.00	0.00	0.00	0.00	0.00	0.00	0.00	0.00	0.00	0.00	0.00	0.00	0.00	
CO		1,780,000.00	250,000.00	2,030,000.00	1,780,000.00	0.00	0.00	250,000.00	2,030,000.00	0.00	207,000.00	1,297,900.00	524,600.00	2,029,500.00	0.00	0.00	1,504,900.00	279,500.00	1,784,400.00	0.00	500.00	245,100.00	0.00	0.00	
II. Automatic Appropriations		10,977,000.00	0.00	10,977,000.00	10,977,000.00	0.00	0.00	0.00	10,977,000.00	2,635,574.16	2,575,534.81	2,511,841.52	2,759,018.45	10,481,968.94	2,635,574.16	2,575,534.81	2,511,841.52	2,757,538.08	10,480,488.57	0.00	495,031.06	1,480.37	0.00	0.00	
Specific Budgets of National Government Agencies		10,977,000.00	0.00	10,977,000.00	10,977,000.00	0.00	0.00	0.00	10,977,000.00	2,635,574.16	2,575,534.81	2,511,841.52	2,759,018.45	10,481,968.94	2,635,574.16	2,575,534.81	2,511,841.52	2,757,538.08	10,480,488.57	0.00	495,031.06	1,480.37	0.00	0.00	
Retirement and Life Insurance Premiums		10,977,000.00	0.00	10,977,000.00	10,977,000.00	0.00	0.00	0.00	10,977,000.00	2,635,574.16	2,575,534.81	2,511,841.52	2,759,018.45	10,481,968.94	2,635,574.16	2,575,534.81	2,511,841.52	2,757,538.08	10,480,488.57	0.00	495,031.06	1,480.37	0.00	0.00	
PS		10,977,000.00	0.00	10,977,000.00	10,977,000.00	0.00	0.00	0.00	10,977,000.00	2,635,574.16	2,575,534.81	2,511,841.52	2,759,018.45	10,481,968.94	2,635,574.16	2,575,534.81	2,511,841.52	2,757,538.08	10,480,488.57	0.00	495,031.06	1,480.37	0.00	0.00	
Sub-total II. Automatic Appropriations		10,977,000.00	0.00	10,977,000.00	10,977,000.00	0.00	0.00	0.00	10,977,000.00	2,635,574.16	2,575,534.81	2,511,841.52	2,759,018.45	10,481,968.94	2,635,574.16	2,575,534.81	2,511,841.52	2,757,538.08	10,480,488.57	0.00	495,031.06	1,480.37	0.00	0.00	
PS		10,977,000.00	0.00	10,977,000.00	10,977,000.00	0.00	0.00	0.00	10,977,000.00	2,635,574.16	2,575,534.81	2,511,841.52	2,759,018.45	10,481,968.94	2,635,574.16	2,575,534.81	2,511,841.52	2,757,538.08	10,480,488.57	0.00	495,031.06	1,480.37	0.00	0.00	
MOOE		0.00	0.00	0.00	0.00	0.00	0.00	0.00	0.00	0.00	0.00	0.00	0.00	0.00	0.00	0.00	0.00	0.00	0.00	0.00	0.00	0.00	0.00	0.00	
FinEx		0.00	0.00	0.00	0.00	0.00	0.00	0.00	0.00	0.00	0.00	0.00	0.00	0.00	0.00	0.00	0.00	0.00	0.00	0.00	0.00	0.00	0.00	0.00	
CO		0.00	0.00	0.00	0.00	0.00	0.00	0.00	0.00	0.00	0.00	0.00	0.00	0.00	0.00	0.00	0.00	0.00	0.00	0.00	0.00	0.00	0.00	0.00	
III. Special Purpose Fund		0.00	4,045,402.00	4,045,402.00	0.00	0.00	0.00	4,045,402.00	0.00	129,908.00	0.00	129,907.76	0.00	3,866,619.00	3,996,526.76	0.00	129,907.76	0.00	3,440,619.00	3,570,526.76	0.00	48,875.24	426,000.00	0.00	0.00
Pension and Gratuity Fund		0.00	555,908.00	555,908.00	0.00	0.00	0.00	555,908.00	0.00	426,000.00	555,908.00	129,907.76	0.00	426,000.00	555,907.76	0.00	129,907.76	0.00	129,907.76	0.00	0.24	426,000.00	0.00	0.00	

Department : Department of the Interior and Local Government (DILG)
 Agency/Entity : Office of the Secretary
 Operating Unit : Regional Office - XI
 Organization Code (UACS) : 14 001 0300011
 Fund Cluster : 01 Regular Agency Fund
 (e.g. UACS Fund Cluster: 01-Regular Agency Fund, 02-Foreign Assisted Projects Fund, 03-Special Account-Locally Funded/Domestic Grants Fund, and 04-Special Account-Foreign Assisted/Foreign Grants Fund)

X	Current Year Appropriations
	Supplemental Appropriations
	Continuing Appropriations

Particulars	UACS CODE	Appropriations			Allotments			Current Year Obligations					Current Year Disbursements					Balances						
		Authorized Appropriations	Adjustments (Transfer To/From, Modifications/)	Adjusted Appropriations	Allotments Received	Adjustments (Reductions, Modifications/ Augmentations)	Transfer To	Transfer From	Adjusted Total Allotments	1st Quarter Ending March 31	2nd Quarter Ending June 30	3rd Quarter Ending September 30	4th Quarter Ending December 31	TOTAL	1st Quarter Ending March 31	2nd Quarter Ending June 30	3rd Quarter Ending September 30	4th Quarter Ending December 31	TOTAL	Unreleased Appropriations	Unobligated Allotments	Unpaid Obligations(15-20)=(23+24)		
		3	4	5=(3+4)	6	7	8	9	10=[(6)+(7)-(8)-(9)]	11	12	13	14	15=(11+12+13+14)	16	17	18	19	20=(16+17+18+19)	21	22	23	24	
PS		0.00	555,908.00	555,908.00	0.00	129,908.00	0.00	426,000.00	555,908.00	0.00	129,907.76	0.00	426,000.00	555,907.76	0.00	129,907.76	0.00	0.00	129,907.76	0.00	0.24	426,000.00	0.00	
For payment of Personnel Benefits		0.00	3,489,494.00	3,489,494.00	0.00	0.00	0.00	3,489,494.00	3,489,494.00	0.00	0.00	0.00	3,440,619.00	3,440,619.00	0.00	0.00	0.00	3,440,619.00	3,440,619.00	0.00	48,875.00	0.00	0.00	
PS		0.00	3,489,494.00	3,489,494.00	0.00	0.00	0.00	3,489,494.00	3,489,494.00	0.00	0.00	0.00	3,440,619.00	3,440,619.00	0.00	0.00	0.00	3,440,619.00	3,440,619.00	0.00	48,875.00	0.00	0.00	
Sub-Total III. Special Purpose Fund		0.00	4,045,402.00	4,045,402.00	0.00	129,908.00	0.00	3,915,494.00	4,045,402.00	0.00	129,907.76	0.00	3,866,619.00	3,996,526.76	0.00	129,907.76	0.00	3,440,619.00	3,570,526.76	0.00	48,875.24	426,000.00	0.00	
PS		0.00	4,045,402.00	4,045,402.00	0.00	129,908.00	0.00	3,915,494.00	4,045,402.00	0.00	129,907.76	0.00	3,866,619.00	3,996,526.76	0.00	129,907.76	0.00	3,440,619.00	3,570,526.76	0.00	48,875.24	426,000.00	0.00	
MOOE		0.00	0.00	0.00	0.00	0.00	0.00	0.00	0.00	0.00	0.00	0.00	0.00	0.00	0.00	0.00	0.00	0.00	0.00	0.00	0.00	0.00	0.00	0.00
FinEx		0.00	0.00	0.00	0.00	0.00	0.00	0.00	0.00	0.00	0.00	0.00	0.00	0.00	0.00	0.00	0.00	0.00	0.00	0.00	0.00	0.00	0.00	0.00
CO		0.00	0.00	0.00	0.00	0.00	0.00	0.00	0.00	0.00	0.00	0.00	0.00	0.00	0.00	0.00	0.00	0.00	0.00	0.00	0.00	0.00	0.00	0.00
IV. Reversion of the Unobligated Allotments charged against R.A. No. 11495, and 11494		0.00	0.00	0.00	0.00	0.00	0.00	0.00	0.00	0.00	0.00	0.00	0.00	0.00	0.00	0.00	0.00	0.00	0.00	0.00	0.00	0.00	0.00	0.00
GRAND TOTAL		159,753,000.00	189,058,260.28	348,811,260.28	159,753,000.00	129,908.00	0.00	188,928,352.28	348,811,260.28	45,161,304.02	67,645,103.66	59,613,221.51	168,179,166.32	340,598,885.51	43,204,894.60	66,906,798.91	59,663,316.37	164,054,975.67	333,829,985.55	0.00	8,212,374.77	6,768,899.96	0.00	
PS		133,924,000.00	12,091,092.28	146,015,092.28	133,924,000.00	3,618,658.00	0.00	8,472,434.28	146,015,092.28	27,370,589.28	30,399,300.72	27,183,864.69	51,514,990.60	145,468,745.29	27,332,485.60	39,437,404.40	27,178,956.65	48,605,446.75	142,554,293.40	0.00	546,346.99	2,914,451.89	0.00	
MOOE		24,049,000.00	176,717,168.00	200,766,168.00	24,049,000.00	(3,488,750.00)	0.00	180,205,918.00	200,766,168.00	17,790,804.74	28,038,802.94	31,131,456.82	116,139,575.72	193,100,640.22	15,872,409.00	27,469,394.51	30,979,459.72	115,170,028.92	189,491,292.15	0.00	7,665,527.78	3,609,348.07	0.00	
CO		1,780,000.00	250,000.00	2,030,000.00	1,780,000.00	0.00	0.00	250,000.00	2,030,000.00	0.00	207,000.00	1,297,900.00	524,600.00	2,029,500.00	0.00	0.00	1,504,900.00	279,500.00	1,784,400.00	0.00	500.00	245,100.00	0.00	
Recapitulation by OC:																								
I. Agency Specific Budget		148,776,000.00	131,821,878.00	280,597,878.00	148,776,000.00	129,908.00	0.00	131,691,970.00	280,597,878.00	36,773,966.68	48,553,273.13	41,429,593.90	149,971,356.34	276,728,190.05	35,089,946.26	48,291,088.52	41,435,252.62	146,824,018.28	271,640,305.68	0.00	3,869,687.95	5,087,884.37	0.00	
LOCAL GOVERNMENT EMPOWERMENT PROGRAM		148,776,000.00	40,698,578.00	189,474,578.00	148,776,000.00	129,908.00	0.00	40,568,670.00	189,474,578.00	36,767,121.68	48,523,013.13	40,818,712.90	59,689,159.34	185,798,007.05	35,088,506.26	48,276,323.52	41,019,592.62	56,421,300.28	180,805,722.68	0.00	3,676,570.95	4,992,284.37	0.00	
LOCAL GOVERNMENT PERFORMANCE OVERSIGHT AND RECOGNITION AND INCENTIVES PROGRAM		0.00	91,123,300.00	91,123,300.00	0.00	0.00	0.00	91,123,300.00	91,123,300.00	6,845.00	30,260.00	610,881.00	90,282,197.00	90,930,183.00	1,440.00	14,765.00	415,660.00	90,402,718.00	90,834,583.00	0.00	193,117.00	95,600.00	0.00	

Certified Correct:

FAYE ASTORETH R. YU
 FAYE ASTORETH R. YU
 Budget Officer
 Date: January 26, 2023

Certified Correct:

MA. TERESA S. BERDAN
 MA. TERESA S. BERDAN
 Regional Accountant
 Date: January 26, 2023

Recommending Approval:

GALE MARIE S. GRAVADOR
 GALE MARIE S. GRAVADOR
 Chief, FAD
 Date: January 26, 2023

Approved By:

ALEX C. ROLDAN, CESO V
 ALEX C. ROLDAN, CESO V
 Regional Director
 Date: January 26, 2023

STATEMENT OF APPROPRIATIONS, ALLOTMENTS, OBLIGATIONS, DISBURSEMENTS AND BALANCES
As at the Quarter Ending December 31, 2022

Department : Department of the Interior and Local Government (DILG)
 Agency/Entity : Office of the Secretary
 Operating Unit : Regional Office - XI
 Organization Code (UACS) : 14 001 0300011
 Fund Cluster : 01 Regular Agency Fund
 (e.g. UACS Fund Cluster: 01-Regular Agency Fund, 02-Foreign Assisted Projects Fund, 03-Special Account-Locally Funded/Domestic Grants Fund, and 04-Special Account-Foreign Assisted/Foreign Grants Fund)

	Current Year Appropriations
	Supplemental Appropriations
X	Continuing Appropriations

Particulars	UACS CODE	Appropriations		Allotments			Current Year Obligations							Current Year Disbursements				Balances					
		Authorized Appropriations	Adjustments (Transfer To/From, Realignment)	Adjusted Appropriations	Allotments Received	Adjustments (Withdrawal, Realignment)	Transfer To	Transfer From	Adjusted Total Allotments	1st Quarter Ending March 31	2nd Quarter Ending June 30	3rd Quarter Ending September 30	4th Quarter Ending December 31	TOTAL	1st Quarter Ending March 31	2nd Quarter Ending June 30	3rd Quarter Ending September 30	4th Quarter Ending December 31	TOTAL	Unreleased Appropriations	Unobligated Allotments	Unpaid Obligations (15-20)=(23+24)	
		3	4	5=(3+4)	6	7	8	9	10=[(6)+(7)-8+9]	11	12	13	14	15=(11+12+13+14)	16	17	18	19	20=(16+17+18+19)	21=(5-10)	22=(10-15)	23	24
I. Continuing Appropriations		23,010,319.37	31,793,854.00	54,804,173.37	23,010,319.37	0.00	0.00	31,793,854.00	54,804,173.37	31,452,250.91	6,872,874.81	7,723,014.80	6,305,102.68	52,353,243.20	5,485,016.33	30,885,633.37	3,777,407.97	5,691,676.66	45,820,734.33	0.00	2,450,930.17	481,247.18	6,051,261.69
I. Agency Specific Budget		21,940,342.48	28,311,149.00	50,251,491.48	21,940,342.48	0.00	0.00	28,311,149.00	50,251,491.48	28,948,970.91	6,398,154.81	7,493,129.80	5,917,102.68	46,757,358.20	5,104,016.33	28,351,633.37	3,490,022.97	5,349,176.66	42,294,849.33	0.00	1,494,133.28	411,247.18	6,051,261.69
General Administration and Support	1000000000000000	37,770.00	0.00	37,770.00	37,770.00	0.00	0.00	37,770.00	37,770.00	37,490.00	0.00	0.00	0.00	37,490.00	37,490.00	0.00	0.00	0.00	37,490.00	0.00	280.00	0.00	0.00
General Management and Supervision	100000100001000	37,770.00	0.00	37,770.00	37,770.00	0.00	0.00	37,770.00	37,490.00	37,490.00	0.00	0.00	0.00	37,490.00	37,490.00	0.00	0.00	0.00	37,490.00	0.00	280.00	0.00	0.00
MOOE		37,770.00	0.00	37,770.00	37,770.00	0.00	0.00	37,770.00	37,490.00	37,490.00	0.00	0.00	0.00	37,490.00	37,490.00	0.00	0.00	0.00	37,490.00	0.00	280.00	0.00	0.00
Sub-Total, General Administration and Support		37,770.00	0.00	37,770.00	37,770.00	0.00	0.00	37,770.00	37,490.00	37,490.00	0.00	0.00	0.00	37,490.00	37,490.00	0.00	0.00	0.00	37,490.00	0.00	280.00	0.00	0.00
PS		0.00	0.00	0.00	0.00	0.00	0.00	0.00	0.00	0.00	0.00	0.00	0.00	0.00	0.00	0.00	0.00	0.00	0.00	0.00	0.00	0.00	0.00
MOOE		37,770.00	0.00	37,770.00	37,770.00	0.00	0.00	37,770.00	37,490.00	37,490.00	0.00	0.00	0.00	37,490.00	37,490.00	0.00	0.00	0.00	37,490.00	0.00	280.00	0.00	0.00
FinEx (if Applicable)		0.00	0.00	0.00	0.00	0.00	0.00	0.00	0.00	0.00	0.00	0.00	0.00	0.00	0.00	0.00	0.00	0.00	0.00	0.00	0.00	0.00	0.00
CO		0.00	0.00	0.00	0.00	0.00	0.00	0.00	0.00	0.00	0.00	0.00	0.00	0.00	0.00	0.00	0.00	0.00	0.00	0.00	0.00	0.00	0.00
Support to Operations	2000000000000000	8,645,331.11	1,907,700.00	10,553,031.11	8,645,331.11	0.00	0.00	1,907,700.00	10,553,031.11	4,774,116.99	3,880,444.01	622,501.71	1,015,331.10	10,292,393.81	4,353,549.99	3,118,032.57	1,221,240.15	1,320,460.10	10,013,282.81	0.00	260,637.30	279,111.00	0.00
Development of policies, programs, and standards for local government capacity development and performance oversight	200000100001000	174,174.51	0.00	174,174.51	174,174.51	0.00	0.00	0.00	174,174.51	0.00	0.00	0.00	4,000.00	4,000.00	0.00	0.00	0.00	4,000.00	4,000.00	0.00	170,174.51	0.00	0.00
MOOE		174,174.51	0.00	174,174.51	174,174.51	0.00	0.00	0.00	174,174.51	0.00	0.00	0.00	4,000.00	4,000.00	0.00	0.00	0.00	4,000.00	4,000.00	0.00	170,174.51	0.00	0.00
Monitoring and Evaluation of Assistance to LGUs	200000100008000	8,471,156.60	1,907,700.00	10,378,856.60	8,471,156.60	0.00	0.00	1,907,700.00	10,378,856.60	4,774,116.99	3,880,444.01	622,501.71	1,011,331.10	10,288,393.81	4,353,549.99	3,118,032.57	1,221,240.15	1,316,460.10	10,009,282.81	0.00	90,462.79	279,111.00	0.00
MOOE		8,471,156.60	1,907,700.00	10,378,856.60	8,471,156.60	0.00	0.00	1,907,700.00	10,378,856.60	4,774,116.99	3,880,444.01	622,501.71	1,011,331.10	10,288,393.81	4,353,549.99	3,118,032.57	1,221,240.15	1,316,460.10	10,009,282.81	0.00	90,462.79	279,111.00	0.00
Sub-Total, Support to Operations		8,645,331.11	1,907,700.00	10,553,031.11	8,645,331.11	0.00	0.00	1,907,700.00	10,553,031.11	4,774,116.99	3,880,444.01	622,501.71	1,015,331.10	10,292,393.81	4,353,549.99	3,118,032.57	1,221,240.15	1,320,460.10	10,013,282.81	0.00	260,637.30	279,111.00	0.00
PS		0.00	0.00	0.00	0.00	0.00	0.00	0.00	0.00	0.00	0.00	0.00	0.00	0.00	0.00	0.00	0.00	0.00	0.00	0.00	0.00	0.00	0.00
MOOE		8,645,331.11	1,907,700.00	10,553,031.11	8,645,331.11	0.00	0.00	1,907,700.00	10,553,031.11	4,774,116.99	3,880,444.01	622,501.71	1,015,331.10	10,292,393.81	4,353,549.99	3,118,032.57	1,221,240.15	1,320,460.10	10,013,282.81	0.00	260,637.30	279,111.00	0.00
FinEx (if Applicable)		0.00	0.00	0.00	0.00	0.00	0.00	0.00	0.00	0.00	0.00	0.00	0.00	0.00	0.00	0.00	0.00	0.00	0.00	0.00	0.00	0.00	0.00
CO		0.00	0.00	0.00	0.00	0.00	0.00	0.00	0.00	0.00	0.00	0.00	0.00	0.00	0.00	0.00	0.00	0.00	0.00	0.00	0.00	0.00	0.00
Operations	3000000000000000	13,257,241.37	26,403,449.00	39,660,690.37	13,257,241.37	0.00	0.00	26,403,449.00	39,660,690.37	24,137,363.92	2,517,710.80	6,870,628.09	4,901,771.58	38,427,474.39	712,976.34	25,233,600.80	2,268,782.82	4,028,716.56	32,244,076.52	0.00	1,233,215.98	132,136.18	6,051,261.69
OO - Local Governance Improved		13,257,241.37	26,403,449.00	39,660,690.37	13,257,241.37	0.00	0.00	26,403,449.00	39,660,690.37	24,137,363.92	2,517,710.80	6,870,628.09	4,901,771.58	38,427,474.39	712,976.34	25,233,600.80	2,268,782.82	4,028,716.56	32,244,076.52	0.00	1,233,215.98	132,136.18	6,051,261.69
LOCAL GOVERNMENT EMPOWERMENT PROGRAM		12,725,649.37	25,139,007.00	37,864,656.37	12,725,649.37	0.00	0.00	25,139,007.00	37,864,656.37	24,080,507.92	1,966,105.55	6,400,101.33	4,365,624.60	36,812,339.40	695,046.34	24,852,598.55	1,690,842.06	3,414,454.58	30,652,941.53	0.00	1,052,316.97	108,136.18	6,051,261.69
Supervision and Development of Local Governments	310100100001000	2,912,413.29	0.00	2,912,413.29	2,912,413.29	0.00	0.00	0.00	2,912,413.29	243,376.72	938,070.24	671,397.30	1,048,696.50	2,901,530.76	186,960.72	930,446.24	714,507.30	1,060,330.32	2,892,244.58	0.00	10,882.53	9,286.18	0.00
MOOE		2,912,413.29	0.00	2,912,413.29	2,912,413.29	0.00	0.00	0.00	2,912,413.29	243,376.72	938,070.24	671,397.30	1,048,696.50	2,901,530.76	186,960.72	930,446.24	714,507.30	1,060,330.32	2,892,244.58	0.00	10,882.53	9,286.18	0.00
Strengthening of Peace and Orders Councils (POCs)	310100100002000	220,306.79	0.00	220,306.79	220,306.79	0.00	0.00	0.00	220,306.79	0.00	211,615.00	0.00	0.00	211,615.00	0.00	79,865.00	131,750.00	0.00	211,615.00	0.00	8,691.79	0.00	0.00
MOOE		220,306.79	0.00	220,306.79	220,306.79	0.00	0.00	0.00	220,306.79	0.00	211,615.00	0.00	0.00	211,615.00	0.00	79,865.00	131,750.00	0.00	211,615.00	0.00	8,691.79	0.00	0.00
Locally-Funded Project(s)		9,592,929.29	25,139,007.00	34,731,936.29	9,592,929.29	0.00	0.00	25,139,007.00	34,731,936.29	23,837,131.20	916,420.31	5,728,704.03	3,316,938.10	33,699,193.64	508,065.62	23,842,287.31	844,584.76	2,354,124.26	27,549,081.95	0.00	1,032,742.65	98,850.00	6,051,261.69
Support for Local Governance Program	310100200004000	263,044.60	0.00	263,044.60	263,044.60	0.00	0.00	0.00	263,044.60	80,655.00	134,665.00	0.00	23,427.47	238,747.47	12,240.00	122,580.00	80,500.00	13,427.47	228,747.47	0.00	24,297.13	10,000.00	0.00
MOOE		263,044.60	0.00	263,044.60	263,044.60	0.00	0.00	0.00	263,044.60	80,655.00	134,665.00	0.00	23,427.47	238,747.47	12,240.00	122,580.00	80,500.00	13,427.47	228,747.47	0.00	24,297.13	10,000.00	0.00

This report was generated using the Unified Reporting System on January 26, 2023 10:07 AM version.FAR.1.1.1 : Status : SUBMITTED

Department : Department of the Interior and Local Government (DILG)
 Agency/Entity : Office of the Secretary
 Operating Unit : Regional Office - XI
 Organization Code (UACS) : 14 001 0300011
 Fund Cluster : 01 Regular Agency Fund
 (e.g. UACS Fund Cluster: 01-Regular Agency Fund, 02-Foreign Assisted Projects Fund, 03-Special Account-Locally Funded/Domestic Grants Fund, and 04-Special Account-Foreign Assisted/Foreign Grants Fund)

	Current Year Appropriations
	Supplemental Appropriations
X	Continuing Appropriations

Particulars	UACS CODE	Appropriations		Allotments		Current Year Obligations					Current Year Disbursements					Balances							
		Authorized Appropriations	Adjustments (Transfer To/From, Realignment)	Adjusted Appropriations	Allotments Received	Adjustments (Withdrawal, Realignment)	Transfer To	Transfer From	Adjusted Total Allotments	1st Quarter Ending March 31	2nd Quarter Ending June 30	3rd Quarter Ending September 30	4th Quarter Ending December 31	TOTAL	1st Quarter Ending March 31	2nd Quarter Ending June 30	3rd Quarter Ending September 30	4th Quarter Ending December 31	TOTAL	Unreleased Appropriations	Unobligated Allotments	Unpaid Obligations (15-20)=(23+24)	
		3	4	5=(3+4)	6	7	8	9	10=[(6)+(7)+(8)+(9)]	11	12	13	14	15=(11+12+13+14)	16	17	18	19	20=(16+17+18+19)	21=(5-10)	22=(10-15)	23	24
Civil Society Organization/Peoples Participation Partnership Program	31010020005000	31,212.00	0.00	31,212.00	31,212.00	0.00	0.00	0.00	31,212.00	10,180.00	3,110.00	4,100.00	9,750.00	27,140.00	10,180.00	3,110.00	4,100.00	0.00	17,390.00	0.00	4,072.00	9,750.00	0.00
MOOE		31,212.00	0.00	31,212.00	31,212.00	0.00	0.00	0.00	31,212.00	10,180.00	3,110.00	4,100.00	9,750.00	27,140.00	10,180.00	3,110.00	4,100.00	0.00	17,390.00	0.00	4,072.00	9,750.00	0.00
Improve LGU competitiveness and Ease of Doing Business	310100200007000	288,809.50	0.00	288,809.50	288,809.50	0.00	0.00	0.00	288,809.50	280,148.00	0.00	0.00	0.00	280,148.00	280,148.00	0.00	0.00	0.00	280,148.00	0.00	8,661.50	0.00	0.00
MOOE		288,809.50	0.00	288,809.50	288,809.50	0.00	0.00	0.00	288,809.50	280,148.00	0.00	0.00	0.00	280,148.00	280,148.00	0.00	0.00	0.00	280,148.00	0.00	8,661.50	0.00	0.00
LAN, WAN and IP Telephony Expansion	310100200032000	57,835.79	0.00	57,835.79	57,835.79	0.00	0.00	0.00	57,835.79	50,000.00	0.00	0.00	0.00	50,000.00	50,000.00	0.00	0.00	0.00	50,000.00	0.00	7,835.79	0.00	0.00
MOOE		57,835.79	0.00	57,835.79	57,835.79	0.00	0.00	0.00	57,835.79	50,000.00	0.00	0.00	0.00	50,000.00	50,000.00	0.00	0.00	0.00	50,000.00	0.00	7,835.79	0.00	0.00
Enhanced Comprehensive Local Integration Program (E-CILIP)	310100200033000	82,381.00	23,106,956.00	23,189,337.00	82,381.00	0.00	0.00	23,106,956.00	23,189,337.00	23,054,456.00	37,584.00	96,640.00	0.00	23,188,680.00	0.00	23,054,456.00	134,224.00	0.00	23,188,680.00	0.00	657.00	0.00	0.00
MOOE		82,381.00	23,106,956.00	23,189,337.00	82,381.00	0.00	0.00	23,106,956.00	23,189,337.00	23,054,456.00	37,584.00	96,640.00	0.00	23,188,680.00	0.00	23,054,456.00	134,224.00	0.00	23,188,680.00	0.00	657.00	0.00	0.00
Capacitating LGUs on Resettlement Governance	310100200034000	30,611.00	0.00	30,611.00	30,611.00	0.00	0.00	0.00	30,611.00	6,220.00	2,520.00	2,520.00	0.00	11,260.00	6,220.00	2,520.00	2,520.00	0.00	11,260.00	0.00	19,351.00	0.00	0.00
MOOE		30,611.00	0.00	30,611.00	30,611.00	0.00	0.00	0.00	30,611.00	6,220.00	2,520.00	2,520.00	0.00	11,260.00	6,220.00	2,520.00	2,520.00	0.00	11,260.00	0.00	19,351.00	0.00	0.00
Advocacy and Capacity Building for Local Institutions on Women and Children	310100200047000	0.00	1,148,000.00	1,148,000.00	0.00	0.00	0.00	1,148,000.00	1,148,000.00	0.00	0.00	11,466.00	1,122,679.09	1,134,145.09	0.00	0.00	0.00	1,073,045.09	1,073,045.09	0.00	13,854.91	61,100.00	0.00
MOOE		0.00	1,148,000.00	1,148,000.00	0.00	0.00	0.00	1,148,000.00	1,148,000.00	0.00	0.00	11,466.00	1,122,679.09	1,134,145.09	0.00	0.00	0.00	1,073,045.09	1,073,045.09	0.00	13,854.91	61,100.00	0.00
Philippine Anti-Illegal Drugs Strategy (PADS)	310100200054000	108,485.06	0.00	108,485.06	108,485.06	0.00	0.00	0.00	108,485.06	49,729.50	52,051.00	(1,800.00)	0.00	99,980.50	15,399.50	39,581.00	45,000.00	0.00	99,980.50	0.00	8,504.56	0.00	0.00
MOOE		108,485.06	0.00	108,485.06	108,485.06	0.00	0.00	0.00	108,485.06	49,729.50	52,051.00	(1,800.00)	0.00	99,980.50	15,399.50	39,581.00	45,000.00	0.00	99,980.50	0.00	8,504.56	0.00	0.00
Communicating for Perpetual end to Extreme violence and forming Alliance towards positive Change and Enriched communities (C4PEACE)	310100200055000	40,400.00	0.00	40,400.00	40,400.00	0.00	0.00	0.00	40,400.00	10,000.00	0.00	0.00	2,345.00	12,345.00	10,000.00	0.00	0.00	2,345.00	12,345.00	0.00	28,055.00	0.00	0.00
MOOE		40,400.00	0.00	40,400.00	40,400.00	0.00	0.00	0.00	40,400.00	10,000.00	0.00	0.00	2,345.00	12,345.00	10,000.00	0.00	0.00	2,345.00	12,345.00	0.00	28,055.00	0.00	0.00
Preventing and Countering Violent Extremism and Insurgency (PCVFI)	310100200059000	263,790.00	20,000.00	283,790.00	263,790.00	0.00	0.00	20,000.00	283,790.00	0.00	121,170.00	0.00	28,000.00	149,170.00	0.00	0.00	121,170.00	10,000.00	131,170.00	0.00	134,620.00	18,000.00	0.00
MOOE		263,790.00	20,000.00	283,790.00	263,790.00	0.00	0.00	20,000.00	283,790.00	0.00	121,170.00	0.00	28,000.00	149,170.00	0.00	0.00	121,170.00	10,000.00	131,170.00	0.00	134,620.00	18,000.00	0.00
LGU Information Management Program	310100200067000	159,708.65	0.00	159,708.65	159,708.65	0.00	0.00	0.00	159,708.65	18,623.58	0.00	66,000.00	66,000.00	150,623.58	1,499.00	0.00	83,124.58	66,000.00	150,623.58	0.00	9,085.07	0.00	0.00
MOOE		159,708.65	0.00	159,708.65	159,708.65	0.00	0.00	0.00	159,708.65	18,623.58	0.00	66,000.00	66,000.00	150,623.58	1,499.00	0.00	83,124.58	66,000.00	150,623.58	0.00	9,085.07	0.00	0.00
Construction of Provincial Offices and improvement of Existing Facilities	310100200069000	7,200,542.63	0.00	7,200,542.63	7,200,542.63	0.00	0.00	0.00	7,200,542.63	0.00	0.00	5,167,612.96	2,024,405.04	7,192,018.00	0.00	0.00	0.00	1,140,756.31	1,140,756.31	0.00	8,524.63	0.00	6,051,261.69
CO		7,200,542.63	0.00	7,200,542.63	7,200,542.63	0.00	0.00	0.00	7,200,542.63	0.00	0.00	5,167,612.96	2,024,405.04	7,192,018.00	0.00	0.00	0.00	1,140,756.31	1,140,756.31	0.00	8,524.63	0.00	6,051,261.69
Support to COVID-19 Contact Tracing Operations	310100200070000	1,066,109.06	864,051.00	1,930,160.06	1,066,109.06	0.00	0.00	864,051.00	1,930,160.06	277,119.12	465,320.31	382,165.07	40,331.50	1,164,936.00	122,399.12	620,040.31	373,946.18	48,550.39	1,164,936.00	0.00	765,224.06	0.00	0.00
MOOE		1,066,109.06	864,051.00	1,930,160.06	1,066,109.06	0.00	0.00	864,051.00	1,930,160.06	277,119.12	465,320.31	382,165.07	40,331.50	1,164,936.00	122,399.12	620,040.31	373,946.18	48,550.39	1,164,936.00	0.00	765,224.06	0.00	0.00
LOCAL GOVERNMENT PERFORMANCE OVERSIGHT AND RECOGNITION AND INCENTIVES PROGRAM		531,592.00	1,264,442.00	1,796,034.00	531,592.00	0.00	0.00	1,264,442.00	1,796,034.00	56,856.00	551,605.25	470,526.76	536,146.98	1,615,134.99	17,930.00	381,002.25	577,940.76	614,261.98	1,591,134.99	0.00	180,899.01	24,000.00	0.00
Local Government Performance Management Program - Seal of Good Local Governance Incentive Fund (SGLGIF) - 4th	310200100002000	440,830.00	829,400.00	1,270,230.00	440,830.00	0.00	0.00	829,400.00	1,270,230.00	18,720.00	481,149.00	287,145.00	386,445.50	1,173,459.50	6,840.00	283,500.00	394,559.00	464,560.50	1,149,459.50	0.00	96,770.50	24,000.00	0.00
MOOE		440,830.00	829,400.00	1,270,230.00	440,830.00	0.00	0.00	829,400.00	1,270,230.00	18,720.00	481,149.00	287,145.00	386,445.50	1,173,459.50	6,840.00	283,500.00	394,559.00	464,560.50	1,149,459.50	0.00	96,770.50	24,000.00	0.00
Locally-Funded Project(s)		90,762.00	435,042.00	525,804.00	90,762.00	0.00	0.00	435,042.00	525,804.00	38,136.00	70,456.25	183,381.76	149,701.48	441,675.49	11,090.00	97,502.25	183,381.76	149,701.48	441,675.49	0.00	84,128.51	0.00	0.00
Lupong Tagapamayapa Incentives Awards	310200200001000	62,782.00	130,000.00	192,782.00	62,782.00	0.00	0.00	130,000.00	192,782.00	38,136.00	70,456.25	14,425.00	17,036.00	140,053.25	11,090.00	97,502.25	14,425.00	17,036.00	140,053.25	0.00	52,728.75	0.00	0.00
MOOE		62,782.00	130,000.00	192,782.00	62,782.00	0.00	0.00	130,000.00	192,782.00	38,136.00	70,456.25	14,425.00	17,036.00	140,053.25	11,090.00	97,502.25	14,425.00	17,036.00	140,053.25	0.00	52,728.75	0.00	0.00
Bantay Korapsyon (BK)	310200200005000	27,980.00	305,042.00	333,022.00	27,980.00	0.00	0.00	305,042.00	333,022.00	0.00	0.00	168,956.76	132,665.48	301,622.24	0.00	0.00	168,956.76	132,665.48	301,622.24	0.00	31,399.76	0.00	0.00
MOOE		27,980.00	305,042.00	333,022.00	27,980.00	0.00	0.00	305,042.00	333,022.00	0.00	0.00	168,956.76	132,665.48	301,622.24	0.00	0.00	168,956.76	132,665.48	301,622.24	0.00	31,399.76	0.00	0.00

Department : Department of the Interior and Local Government (DILG)
 Agency/Entity : Office of the Secretary
 Operating Unit : Regional Office - XI
 Organization Code (UACS) : 14 001 0300011
 Fund Cluster : 01 Regular Agency Fund
 (e.g. UACS Fund Cluster: 01-Regular Agency Fund, 02-Foreign Assisted Projects Fund, 03-Special Account-Localy Funded/Domestic Grants Fund, and 04-Special Account-Foreign Assisted/Foreign Grants Fund)

	Current Year Appropriations
	Supplemental Appropriations
X	Continuing Appropriations

Particulars	UACS CODE	Appropriations					Allotments					Current Year Obligations					Current Year Disbursements					Balances			
		Authorized Appropriations	Adjustments (Transfer To/From, Realignment)	Adjusted Appropriations	Allotments Received	Adjustments (Withdrawal, Realignment)	Transfer To	Transfer From	Adjusted Total Allotments	1st Quarter Ending March 31	2nd Quarter Ending June 30	3rd Quarter Ending September 30	4th Quarter Ending December 31	TOTAL	1st Quarter Ending March 31	2nd Quarter Ending June 30	3rd Quarter Ending September 30	4th Quarter Ending December 31	TOTAL	Unreleased Appropriations	Unobligated Allotments	Unpaid Obligations (15-20)=(23+24)			
																						20=(16+17+18+19)	21=(5-10)	22=(10-15)	23
Sub-Total, Operations		13,257,241.37	26,403,449.00	39,660,690.37	13,257,241.37	0.00	0.00	26,403,449.00	39,660,690.37	24,137,363.92	2,517,710.80	6,870,628.09	4,901,771.58	38,427,474.39	712,976.34	25,233,600.80	2,268,782.82	4,028,716.56	32,244,076.52	0.00	1,233,215.98	132,136.18	6,051,261.69		
PS		0.00	0.00	0.00	0.00	0.00	0.00	0.00	0.00	0.00	0.00	0.00	0.00	0.00	0.00	0.00	0.00	0.00	0.00	0.00	0.00	0.00	0.00		
MOOE		6,056,698.74	26,403,449.00	32,460,147.74	6,056,698.74	0.00	0.00	26,403,449.00	32,460,147.74	24,137,363.92	2,517,710.80	1,703,015.13	2,877,366.54	31,235,456.39	712,976.34	25,233,600.80	2,268,782.82	2,887,960.25	31,103,320.21	0.00	1,224,691.35	132,136.18	0.00		
FinEx (if Applicable)		0.00	0.00	0.00	0.00	0.00	0.00	0.00	0.00	0.00	0.00	0.00	0.00	0.00	0.00	0.00	0.00	0.00	0.00	0.00	0.00	0.00	0.00		
CO		7,200,542.63	0.00	7,200,542.63	7,200,542.63	0.00	0.00	0.00	7,200,542.63	0.00	0.00	5,167,612.96	2,024,405.04	7,192,018.00	0.00	0.00	0.00	1,140,756.31	1,140,756.31	0.00	8,524.63	0.00	6,051,261.69		
II. Special Purpose Fund		1,069,976.89	3,482,705.00	4,552,681.89	1,069,976.89	0.00	0.00	3,482,705.00	4,552,681.89	2,503,280.00	474,720.00	229,885.00	3,595,885.00	362,000.00	2,534,000.00	287,385.00	342,500.00	3,525,885.00	0.00	956,796.89	70,000.00	0.00			
General Administration and Support	1000000000000000	0.00	1,316,000.00	1,316,000.00	0.00	0.00	0.00	1,316,000.00	1,316,000.00	362,000.00	330,000.00	128,000.00	388,000.00	1,208,000.00	362,000.00	248,000.00	186,000.00	342,000.00	1,138,000.00	0.00	108,000.00	70,000.00	0.00		
General Management and Supervision	100000100001000	0.00	1,316,000.00	1,316,000.00	0.00	0.00	0.00	1,316,000.00	1,316,000.00	362,000.00	330,000.00	128,000.00	388,000.00	1,208,000.00	362,000.00	248,000.00	186,000.00	342,000.00	1,138,000.00	0.00	108,000.00	70,000.00	0.00		
MOOE		0.00	1,316,000.00	1,316,000.00	0.00	0.00	0.00	1,316,000.00	1,316,000.00	362,000.00	330,000.00	128,000.00	388,000.00	1,208,000.00	362,000.00	248,000.00	186,000.00	342,000.00	1,138,000.00	0.00	108,000.00	70,000.00	0.00		
Sub-Total, General Administration and Support		0.00	1,316,000.00	1,316,000.00	0.00	0.00	0.00	1,316,000.00	1,316,000.00	362,000.00	330,000.00	128,000.00	388,000.00	1,208,000.00	362,000.00	248,000.00	186,000.00	342,000.00	1,138,000.00	0.00	108,000.00	70,000.00	0.00		
PS		0.00	0.00	0.00	0.00	0.00	0.00	0.00	0.00	0.00	0.00	0.00	0.00	0.00	0.00	0.00	0.00	0.00	0.00	0.00	0.00	0.00	0.00		
MOOE		0.00	1,316,000.00	1,316,000.00	0.00	0.00	0.00	1,316,000.00	1,316,000.00	362,000.00	330,000.00	128,000.00	388,000.00	1,208,000.00	362,000.00	248,000.00	186,000.00	342,000.00	1,138,000.00	0.00	108,000.00	70,000.00	0.00		
FinEx (if Applicable)		0.00	0.00	0.00	0.00	0.00	0.00	0.00	0.00	0.00	0.00	0.00	0.00	0.00	0.00	0.00	0.00	0.00	0.00	0.00	0.00	0.00	0.00		
CO		0.00	0.00	0.00	0.00	0.00	0.00	0.00	0.00	0.00	0.00	0.00	0.00	0.00	0.00	0.00	0.00	0.00	0.00	0.00	0.00	0.00	0.00		
Operations	3000000000000000	1,069,976.89	2,166,705.00	3,236,681.89	1,069,976.89	0.00	0.00	2,166,705.00	3,236,681.89	2,141,280.00	144,720.00	101,885.00	0.00	2,387,885.00	0.00	2,286,000.00	101,385.00	500.00	2,387,885.00	0.00	848,796.89	0.00	0.00		
OO: Local Governance Improved		1,069,976.89	2,166,705.00	3,236,681.89	1,069,976.89	0.00	0.00	2,166,705.00	3,236,681.89	2,141,280.00	144,720.00	101,885.00	0.00	2,387,885.00	0.00	2,286,000.00	101,385.00	500.00	2,387,885.00	0.00	848,796.89	0.00	0.00		
LOCAL GOVERNMENT EMPOWERMENT PROGRAM		1,069,976.89	2,166,705.00	3,236,681.89	1,069,976.89	0.00	0.00	2,166,705.00	3,236,681.89	2,141,280.00	144,720.00	101,885.00	0.00	2,387,885.00	0.00	2,286,000.00	101,385.00	500.00	2,387,885.00	0.00	848,796.89	0.00	0.00		
Locally-Funded Project(s)		1,069,976.89	2,166,705.00	3,236,681.89	1,069,976.89	0.00	0.00	2,166,705.00	3,236,681.89	2,141,280.00	144,720.00	101,885.00	0.00	2,387,885.00	0.00	2,286,000.00	101,385.00	500.00	2,387,885.00	0.00	848,796.89	0.00	0.00		
Support to COVID-19 Contact Tracing Operations	310100200070000	1,069,976.89	2,166,705.00	3,236,681.89	1,069,976.89	0.00	0.00	2,166,705.00	3,236,681.89	2,141,280.00	144,720.00	101,885.00	0.00	2,387,885.00	0.00	2,286,000.00	101,385.00	500.00	2,387,885.00	0.00	848,796.89	0.00	0.00		
MOOE		1,069,976.89	2,166,705.00	3,236,681.89	1,069,976.89	0.00	0.00	2,166,705.00	3,236,681.89	2,141,280.00	144,720.00	101,885.00	0.00	2,387,885.00	0.00	2,286,000.00	101,385.00	500.00	2,387,885.00	0.00	848,796.89	0.00	0.00		
Sub-Total, Operations		1,069,976.89	2,166,705.00	3,236,681.89	1,069,976.89	0.00	0.00	2,166,705.00	3,236,681.89	2,141,280.00	144,720.00	101,885.00	0.00	2,387,885.00	0.00	2,286,000.00	101,385.00	500.00	2,387,885.00	0.00	848,796.89	0.00	0.00		
PS		0.00	0.00	0.00	0.00	0.00	0.00	0.00	0.00	0.00	0.00	0.00	0.00	0.00	0.00	0.00	0.00	0.00	0.00	0.00	0.00	0.00	0.00		
MOOE		1,069,976.89	2,166,705.00	3,236,681.89	1,069,976.89	0.00	0.00	2,166,705.00	3,236,681.89	2,141,280.00	144,720.00	101,885.00	0.00	2,387,885.00	0.00	2,286,000.00	101,385.00	500.00	2,387,885.00	0.00	848,796.89	0.00	0.00		
FinEx (if Applicable)		0.00	0.00	0.00	0.00	0.00	0.00	0.00	0.00	0.00	0.00	0.00	0.00	0.00	0.00	0.00	0.00	0.00	0.00	0.00	0.00	0.00	0.00		
CO		0.00	0.00	0.00	0.00	0.00	0.00	0.00	0.00	0.00	0.00	0.00	0.00	0.00	0.00	0.00	0.00	0.00	0.00	0.00	0.00	0.00	0.00		
GRAND TOTAL		23,010,319.37	31,793,854.00	54,804,173.37	23,010,319.37	0.00	0.00	31,793,854.00	54,804,173.37	31,452,250.91	6,872,874.81	7,723,014.80	6,305,102.68	52,353,243.20	5,466,016.33	30,885,633.37	3,777,407.97	5,691,676.66	45,820,734.33	0.00	2,450,930.17	481,247.18	6,051,261.69		
PS		0.00	0.00	0.00	0.00	0.00	0.00	0.00	0.00	0.00	0.00	0.00	0.00	0.00	0.00	0.00	0.00	0.00	0.00	0.00	0.00	0.00	0.00		
MOOE		15,809,776.74	31,793,854.00	47,603,630.74	15,809,776.74	0.00	0.00	31,793,854.00	47,603,630.74	31,452,250.91	6,872,874.81	2,555,401.84	4,280,697.64	45,161,225.20	5,466,016.33	30,885,633.37	3,777,407.97	4,550,920.35	44,679,978.02	0.00	2,442,405.54	481,247.18	0.00		
FinEx (if Applicable)		0.00	0.00	0.00	0.00	0.00	0.00	0.00	0.00	0.00	0.00	0.00	0.00	0.00	0.00	0.00	0.00	0.00	0.00	0.00	0.00	0.00	0.00		
CO		7,200,542.63	0.00	7,200,542.63	7,200,542.63	0.00	0.00	0.00	7,200,542.63	0.00	0.00	5,167,612.96	2,024,405.04	7,192,018.00	0.00	0.00	0.00	1,140,756.31	1,140,756.31	0.00	8,524.63	0.00	6,051,261.69		

Certified Correct:

Faye Astoreth R. Yu
FAYE ASTORETH R.YU
 Budget Officer
 Date: January 26, 2023

Certified Correct:

Ma. Teresa S. Berdan
MA. TERESA S. BERDAN
 Regional Accountant
 Date: January 26, 2023

Recommending Approval:

Alex Marie S. Gravador
ALEX MARIE S. GRAVADOR
 Chief, FAD
 Date: January 26, 2023

Approved By:

Alex C. Roldan, Cesov
ALEX C. ROLDAN, CESOV
 Regional Director
 Date: January 26, 2023

SUMMARY OF APPROPRIATIONS, ALLOTMENTS, OBLIGATIONS, DISBURSEMENTS AND BALANCES BY OBJECT OF EXPENDITURES
As at the Quarter Ending December 31, 2022

Department : Department of the Interior and Local Government (DILG)
 Agency : Office of the Secretary
 Operating Unit : Regional Office - XI
 Organization Code (UACS) : 14 001 0300011
 Fund Cluster : 01 Regular Agency Fund

X	Current Year Appropriations
	Supplemental Appropriations
	Continuing Appropriations

(e.g. UACS Fund Cluster: 01-Regular Agency Fund, 02-Foreign Assisted Projects Fund, 03-Special Account-Locally Funded/Domestic Grants Fund, and 04-Special Account-Foreign Assisted/Foreign Grants Fund)

Particulars	UACS CODE	Appropriations			Allotments					Obligations				Disbursements				Balances					
		Authorized Appropriations	Adjustments (Transfer To/From, Modifications/ Augmentations)	Adjusted Appropriations	Allotments Received	Adjustments (Reductions, Modifications/ Augmentations)	Transfer To	Transfer From	Adjusted Allotments	1st Quarter Ending March 31	2nd Quarter Ending June 30	3rd Quarter Ending Sept. 30	4th Quarter Ending Dec. 31	TOTAL	1st Quarter Ending March 31	2nd Quarter Ending June 30	3rd Quarter Ending Sept. 30	4th Quarter Ending Dec. 31	TOTAL	Unreleased Appropriations	Unobligated Allotments	Unpaid Obligations (15-20)=(23+24)	
																						10=[(6+)+7]-8+9]	11
1	2	3	4	5=(3+4)	6	7	8	9	10	11	12	13	14	15	16	17	18	19	20	21	22	23	24
SUMMARY		159,753,000.00	188,058,260.28	348,811,260.28	159,753,000.00	129,906.00	0.00	188,928,352.28	348,811,260.28	45,161,394.02	67,645,103.66	59,613,221.51	168,179,166.32	340,598,885.51	43,204,894.60	66,906,798.91	59,663,316.37	164,054,975.67	333,829,985.55	0.00	8,212,374.77	6,768,899.96	0.00
A. AGENCY SPECIFIC BUDGET		148,776,000.00	185,012,858.28	333,788,858.28	148,776,000.00	0.00	0.00	185,012,858.28	333,788,858.28	57,101,379.99	64,939,861.09	57,101,379.99	161,553,528.87	326,120,389.81	40,569,320.44	64,201,356.34	57,151,474.85	157,856,818.59	319,778,970.22	0.00	7,668,468.47	6,341,419.59	0.00
Personnel Services		122,947,000.00	8,045,690.28	130,992,690.28	122,947,000.00	3,488,750.00	0.00	4,556,940.28	130,992,690.28	24,735,015.12	36,693,858.15	24,672,023.17	44,889,353.15	130,990,249.59	24,696,911.44	36,731,961.83	24,667,115.13	42,407,289.67	128,503,278.07	0.00	2,440.69	2,486,971.52	0.00
Salaries and Wages	501010000	91,478,000.00	(3,919,230.95)	87,558,769.05	91,478,000.00	0.00	0.00	87,558,769.05	22,148,962.30	21,515,514.09	21,218,085.54	22,674,963.73	87,557,525.66	22,148,962.30	21,515,514.09	21,218,085.54	22,646,910.41	87,529,472.34	0.00	1,243.39	28,053.32	0.00	
Salaries and Wages - Regular	501010100	91,478,000.00	(3,919,230.95)	87,558,769.05	91,478,000.00	0.00	0.00	87,558,769.05	22,148,962.30	21,515,514.09	21,218,085.54	22,674,963.73	87,557,525.66	22,148,962.30	21,515,514.09	21,218,085.54	22,646,910.41	87,529,472.34	0.00	1,243.39	28,053.32	0.00	
Basic Salary - Civilian	501010101	91,478,000.00	(3,919,230.95)	87,558,769.05	91,478,000.00	0.00	0.00	87,558,769.05	22,148,962.30	21,515,514.09	21,218,085.54	22,674,963.73	87,557,525.66	22,148,962.30	21,515,514.09	21,218,085.54	22,646,910.41	87,529,472.34	0.00	1,243.39	28,053.32	0.00	
Other Compensation	501020000	29,236,000.00	2,216,280.44	31,444,280.44	29,236,000.00	1,807,280.44	0.00	411,000.00	31,444,280.44	2,112,500.00	10,609,591.18	2,653,681.82	16,067,488.55	31,443,271.55	2,112,500.00	10,609,591.18	2,653,681.82	16,065,953.09	31,441,726.09	0.00	1,008.86	1,545.46	0.00
Personal Economic Relief Allowance (PERA)	501020100	3,672,000.00	(275,636.56)	3,396,363.44	3,672,000.00	(275,636.56)	0.00	0.00	3,396,363.44	854,000.00	845,818.18	841,181.82	854,354.55	3,395,354.55	854,000.00	845,818.18	841,181.82	852,809.09	3,393,809.09	0.00	1,008.86	1,545.46	0.00
PERA - Civilian	501020101	3,672,000.00	(275,636.56)	3,396,363.44	3,672,000.00	(275,636.56)	0.00	0.00	3,396,363.44	854,000.00	845,818.18	841,181.82	854,354.55	3,395,354.55	854,000.00	845,818.18	841,181.82	852,809.09	3,393,809.09	0.00	1,008.86	1,545.46	0.00
Representation Allowance (RA)	501020200	3,930,000.00	38,750.00	3,968,750.00	3,930,000.00	38,750.00	0.00	0.00	3,968,750.00	680,000.00	981,250.00	1,313,750.00	3,968,750.00	680,000.00	981,250.00	1,313,750.00	3,968,750.00	3,968,750.00	0.00	0.00	0.00	0.00	
Transportation Allowance (TA)	501020300	3,930,000.00	(594,000.00)	3,336,000.00	3,930,000.00	(594,000.00)	0.00	0.00	3,336,000.00	578,500.00	831,250.00	1,087,500.00	3,336,000.00	578,500.00	831,250.00	1,087,500.00	3,336,000.00	3,336,000.00	0.00	0.00	0.00	0.00	
Transportation Allowance (TA)	501020301	3,930,000.00	(594,000.00)	3,336,000.00	3,930,000.00	(594,000.00)	0.00	0.00	3,336,000.00	578,500.00	831,250.00	1,087,500.00	3,336,000.00	578,500.00	831,250.00	1,087,500.00	3,336,000.00	3,336,000.00	0.00	0.00	0.00	0.00	
Clothing/Uniform Allowance	501020400	918,000.00	(90,000.00)	828,000.00	918,000.00	(90,000.00)	0.00	0.00	828,000.00	0.00	0.00	0.00	828,000.00	0.00	0.00	0.00	828,000.00	828,000.00	0.00	0.00	0.00	0.00	
Clothing/Uniform Allowance - Civilian	501020401	918,000.00	(90,000.00)	828,000.00	918,000.00	(90,000.00)	0.00	0.00	828,000.00	0.00	0.00	0.00	828,000.00	0.00	0.00	0.00	828,000.00	828,000.00	0.00	0.00	0.00	0.00	
Year End Bonus	501021400	7,623,000.00	(122,856.00)	7,500,144.00	7,623,000.00	(122,856.00)	0.00	0.00	7,500,144.00	0.00	0.00	0.00	7,500,144.00	0.00	0.00	0.00	7,500,144.00	7,500,144.00	0.00	0.00	0.00	0.00	
Bonus - Civilian	501021401	7,623,000.00	(122,856.00)	7,500,144.00	7,623,000.00	(122,856.00)	0.00	0.00	7,500,144.00	0.00	0.00	0.00	7,500,144.00	0.00	0.00	0.00	7,500,144.00	7,500,144.00	0.00	0.00	0.00	0.00	
Cash Gift	501021500	765,000.00	(56,500.00)	708,500.00	765,000.00	(56,500.00)	0.00	0.00	708,500.00	0.00	0.00	0.00	708,500.00	0.00	0.00	0.00	708,500.00	708,500.00	0.00	0.00	0.00	0.00	
Cash Gift - Civilian	501021501	765,000.00	(56,500.00)	708,500.00	765,000.00	(56,500.00)	0.00	0.00	708,500.00	0.00	0.00	0.00	708,500.00	0.00	0.00	0.00	708,500.00	708,500.00	0.00	0.00	0.00	0.00	
Mid-Year Bonus - Civilian	501021600	7,623,000.00	(519,727.00)	7,103,273.00	7,623,000.00	(519,727.00)	0.00	0.00	7,103,273.00	0.00	7,103,273.00	0.00	7,103,273.00	0.00	0.00	0.00	7,103,273.00	7,103,273.00	0.00	0.00	0.00	0.00	
Other Bonuses and Allowances	501029900	765,000.00	3,838,250.00	4,603,250.00	765,000.00	3,427,250.00	0.00	411,000.00	4,603,250.00	0.00	0.00	0.00	4,603,250.00	0.00	0.00	0.00	4,603,250.00	4,603,250.00	0.00	0.00	0.00	0.00	
Collective Negotiation Agreement Incentive - Civilian	501029901	0.00	3,488,750.00	3,488,750.00	0.00	3,488,750.00	0.00	0.00	3,488,750.00	0.00	0.00	0.00	3,488,750.00	0.00	0.00	0.00	3,488,750.00	3,488,750.00	0.00	0.00	0.00	0.00	
Productivity Enhancement Incentive - Civilian	501029902	765,000.00	(61,500.00)	703,500.00	765,000.00	(61,500.00)	0.00	0.00	703,500.00	0.00	0.00	0.00	703,500.00	0.00	0.00	0.00	703,500.00	703,500.00	0.00	0.00	0.00	0.00	
Anniversary Bonus - Civilian	501029903	0.00	411,000.00	411,000.00	0.00	0.00	0.00	411,000.00	411,000.00	0.00	0.00	0.00	411,000.00	0.00	0.00	0.00	411,000.00	411,000.00	0.00	0.00	0.00	0.00	
Personnel Benefit Contributions	501030000	1,844,000.00	181,839.86	2,025,839.86	1,844,000.00	181,839.86	0.00	0.00	2,025,839.86	354,799.17	399,608.39	560,719.24	710,713.06	2,025,839.86	316,763.96	437,643.58	560,719.24	637,340.32	1,952,467.12	0.00	0.00	73,372.74	0.00
Pay-IBIG Contributions	501030200	184,000.00	(14,200.00)	169,800.00	184,000.00	(14,200.00)	0.00	0.00	169,800.00	42,700.00	42,700.00	41,700.00	42,700.00	169,800.00	36,800.00	48,600.00	41,700.00	42,700.00	169,800.00	0.00	0.00	0.00	0.00
Pay-IBIG - Civilian	501030201	184,000.00	(14,200.00)	169,800.00	184,000.00	(14,200.00)	0.00	0.00	169,800.00	42,700.00	42,700.00	41,700.00	42,700.00	169,800.00	36,800.00	48,600.00	41,700.00	42,700.00	169,800.00	0.00	0.00	0.00	0.00
PhilHealth Contributions	501030300	1,476,000.00	202,207.69	1,678,207.69	1,476,000.00	202,207.69	0.00	0.00	1,678,207.69	269,496.17	304,076.22	479,419.24	625,213.06	1,678,207.69	243,263.98	330,311.41	479,419.24	551,940.32	1,604,834.95	0.00	0.00	73,372.74	0.00

Department : Department of the Interior and Local Government (DILG)
 Agency : Office of the Secretary
 Operating Unit : Regional Office - XI
 Organization Code (UAACS) : 14 001 0300011
 Fund Cluster : 01 Regular Agency Fund

X	Current Year Appropriations
	Supplemental Appropriations
	Continuing Appropriations

(e.g. UAACS Fund Cluster: 01-Regular Agency Fund, 02-Foreign Assisted Projects Fund, 03-Special Account-Locally Funded/Domestic Grants Fund, and 04-Special Account-Foreign Assisted/Foreign Grants Fund)


Particulars	UAACS CODE	Appropriations			Allotments					Obligations					Disbursements					Balances			
		Authorized Appropriations	Adjustments (Transfer To/From, Modifications/Augmentations)	Adjusted Appropriations	Allotments Received	Adjustments (Reductions, Modifications/Augmentations)	Transfer To	Transfer From	Adjusted Allotments	1st Quarter Ending March 31	2nd Quarter Ending June 30	3rd Quarter Ending Sept. 30	4th Quarter Ending Dec. 31	TOTAL	1st Quarter Ending March 31	2nd Quarter Ending June 30	3rd Quarter Ending Sept. 30	4th Quarter Ending Dec. 31	TOTAL	Unreleased Appropriations	Unobligated Allotments	Unpaid Obligations (15-20)=(23+24)	
		3	4	5=(3+4)	6	7	8	9	10=[(6+(-7)-8+9)]	11	12	13	14	15=(11+12+13+14)	16	17	18	19	20=(16+17+18+19)	21=(5-10)	22=(10-15)	23	24
ICT Office Supplies	5020301001	0.00	236,400.00	236,400.00	0.00	146,400.00	0.00	90,000.00	236,400.00	0.00	20,900.00	96,390.00	114,800.00	232,090.00	0.00	0.00	38,300.00	144,790.00	183,090.00	0.00	4,310.00	49,000.00	0.00
Office Supplies Expenses	5020301002	1,529,000.00	2,216,401.00	2,216,401.00	1,529,000.00	77,399.00	0.00	764,800.00	2,216,401.00	406,829.98	789,225.61	334,499.05	465,736.15	1,996,290.79	382,442.98	802,156.69	349,203.06	482,486.15	1,996,290.79	0.00	220,110.21	0.00	0.00
Accountable Forms Expenses	5020302000	38,000.00	0.00	38,000.00	38,000.00	0.00	0.00	0.00	38,000.00	3,100.00	7,800.00	1,300.00	7,100.00	19,300.00	3,100.00	7,800.00	1,300.00	7,100.00	19,300.00	0.00	18,700.00	0.00	0.00
Medical, Dental and Laboratory Supplies Expenses	5020308000	0.00	50,000.00	50,000.00	0.00	50,000.00	0.00	0.00	50,000.00	21,600.00	21,600.00	0.00	0.00	43,200.00	21,600.00	21,600.00	0.00	0.00	43,200.00	0.00	6,830.00	0.00	0.00
Fuel, Oil and Lubricants Expenses	5020309000	918,000.00	1,683,000.00	2,601,000.00	918,000.00	980,000.00	0.00	703,000.00	2,601,000.00	245,261.52	332,049.06	714,685.07	1,082,773.79	2,374,789.44	245,261.52	311,996.29	734,736.94	1,050,132.00	2,342,127.65	0.00	226,230.56	32,641.79	0.00
Other Supplies and Materials Expenses	5020399000	0.00	736,000.00	736,000.00	0.00	200,000.00	0.00	536,000.00	736,000.00	134,700.00	107,700.00	233,387.28	99,123.85	574,911.13	58,000.00	107,700.00	90,217.28	37,353.85	293,271.13	0.00	161,988.87	281,640.00	0.00
Utility Expenses	5020400000	2,717,000.00	602,600.00	3,319,600.00	2,717,000.00	602,600.00	0.00	0.00	3,319,600.00	634,646.40	825,825.60	834,884.22	875,571.11	3,170,927.33	634,646.40	825,825.60	834,884.22	848,690.41	3,144,046.63	0.00	148,672.67	26,880.70	0.00
Water Expenses	5020401000	491,000.00	(100,000.00)	391,000.00	491,000.00	(100,000.00)	0.00	0.00	391,000.00	46,991.36	82,717.58	55,368.88	118,443.96	303,521.78	46,991.36	82,717.58	55,368.88	91,563.28	276,641.00	0.00	87,478.22	26,880.70	0.00
Electricity Expenses	5020402000	2,226,000.00	702,600.00	2,928,600.00	2,226,000.00	702,600.00	0.00	0.00	2,928,600.00	587,655.04	743,108.02	779,515.34	757,127.15	2,867,405.55	587,655.04	743,108.02	779,515.34	757,127.15	2,867,405.55	0.00	61,194.45	0.00	0.00
Communication Expenses	5020500000	3,803,000.00	(1,315,086.00)	2,487,914.00	3,803,000.00	(2,448,500.00)	0.00	1,133,414.00	2,487,914.00	849,398.01	353,245.93	580,966.75	286,758.96	2,070,369.65	849,398.01	379,245.93	454,966.75	491,813.18	1,975,423.87	0.00	417,544.35	94,945.78	0.00
Postage and Courier Services	5020501000	90,000.00	(24,000.00)	66,000.00	90,000.00	0.00	0.00	5,000.00	66,000.00	20,381.00	15,852.80	17,355.35	4,339.00	57,928.15	20,381.00	15,852.80	2,839.00	17,355.35	56,428.15	0.00	8,071.85	1,500.00	0.00
Telephone Expenses	5020502000	3,693,000.00	(2,198,700.00)	1,494,300.00	3,693,000.00	(2,750,900.00)	0.00	552,200.00	1,494,300.00	516,896.01	131,602.13	275,268.97	207,549.52	1,131,316.63	516,896.01	131,602.13	275,268.97	177,002.74	1,100,769.85	0.00	362,983.37	30,546.79	0.00
Mobile	5020502001	711,000.00	552,200.00	1,263,200.00	711,000.00	0.00	0.00	552,200.00	1,263,200.00	487,800.00	88,600.00	231,900.00	152,373.00	960,673.00	487,800.00	88,600.00	231,900.00	136,475.00	944,775.00	0.00	302,527.00	15,898.00	0.00
Landline	5020502002	2,982,000.00	(2,750,900.00)	231,100.00	2,982,000.00	(2,750,900.00)	0.00	0.00	231,100.00	29,096.01	43,002.13	43,368.97	55,716.52	170,643.63	29,096.01	43,002.13	43,368.97	40,527.74	155,994.85	0.00	60,456.37	14,648.70	0.00
Internet Subscription Expenses	5020503000	11,000.00	896,214.00	907,214.00	11,000.00	320,000.00	0.00	576,214.00	907,214.00	307,036.00	200,156.00	284,979.00	71,435.44	863,606.44	307,036.00	226,156.00	158,979.00	308,536.44	800,707.44	0.00	43,607.56	62,899.00	0.00
Cable, Satellite, Telegraph and Radio Expenses	5020504000	9,000.00	11,400.00	20,400.00	9,000.00	11,400.00	0.00	0.00	20,400.00	5,085.00	5,635.00	3,363.43	3,435.00	17,518.43	5,085.00	5,635.00	3,363.43	3,435.00	17,518.43	0.00	18,988.55	1,800.00	0.00
Awards/Rewards and Prizes	5020600000	0.00	1,480,000.00	1,480,000.00	0.00	0.00	0.00	0.00	1,480,000.00	0.00	0.00	380,000.00	0.00	380,000.00	0.00	0.00	380,000.00	0.00	380,000.00	0.00	1,100,000.00	0.00	0.00
Awards/Rewards Expenses	5020601000	0.00	1,100,000.00	1,100,000.00	0.00	0.00	0.00	0.00	1,100,000.00	0.00	0.00	0.00	0.00	0.00	0.00	0.00	0.00	0.00	1,100,000.00	0.00	0.00	0.00	0.00
Rewards and Incentives	5020601002	0.00	1,100,000.00	1,100,000.00	0.00	0.00	0.00	0.00	1,100,000.00	0.00	0.00	0.00	0.00	0.00	0.00	0.00	0.00	0.00	1,100,000.00	0.00	1,100,000.00	0.00	0.00
Prizes	5020602000	0.00	380,000.00	380,000.00	0.00	0.00	0.00	0.00	380,000.00	0.00	0.00	380,000.00	0.00	380,000.00	0.00	0.00	380,000.00	0.00	380,000.00	0.00	0.00	0.00	0.00
Confidential, Intelligence and Extraordinary	5021000000	110,000.00	7,600.00	117,600.00	110,000.00	7,600.00	0.00	0.00	117,600.00	29,400.00	29,400.00	29,400.00	29,400.00	117,600.00	29,400.00	29,400.00	29,400.00	29,400.00	117,600.00	0.00	0.00	0.00	0.00
Extraordinary and Miscellaneous Expenses	5021003000	110,000.00	7,600.00	117,600.00	110,000.00	7,600.00	0.00	0.00	117,600.00	29,400.00	29,400.00	29,400.00	29,400.00	117,600.00	29,400.00	29,400.00	29,400.00	29,400.00	117,600.00	0.00	0.00	0.00	0.00
Professional Services	5021100000	599,000.00	(401,910.00)	197,090.00	599,000.00	(501,910.00)	0.00	100,000.00	197,090.00	41,042.23	14,686.34	5,928.20	116,444.68	178,101.45	34,173.56	21,555.01	5,928.20	116,444.68	176,301.45	0.00	18,988.55	1,800.00	0.00
Auditing Services	5021102000	78,000.00	0.00	78,000.00	78,000.00	0.00	0.00	0.00	78,000.00	38,742.23	14,036.34	5,028.20	16,444.68	74,251.45	31,873.56	20,905.01	5,028.20	14,644.68	72,451.45	0.00	3,748.55	1,800.00	0.00
Other Professional Services	5021199000	521,000.00	(401,910.00)	119,090.00	521,000.00	(501,910.00)	0.00	100,000.00	119,090.00	2,300.00	850.00	900.00	100,000.00	103,850.00	850.00	900.00	100,000.00	103,850.00	0.00	15,240.00	0.00	0.00	0.00
General Services	5021200000	2,169,000.00	53,647,681.00	55,816,681.00	2,169,000.00	(157,190.00)	0.00	53,804,871.00	55,816,681.00	7,365,208.08	18,507,410.16	17,822,560.31	9,804,323.25	53,499,501.80	6,476,710.89	17,884,727.99	18,533,118.57	9,851,809.89	52,846,367.33	0.00	2,317,179.20	653,134.47	0.00
Janitorial Services	5021203000	1,644,000.00	(899,573.00)	744,427.00	1,644,000.00	(899,573.00)	0.00	0.00	744,427.00	744,426.72	0.00	0.00	0.00	744,426.72	116,832.00	190,756.80	201,044.48	195,288.63	703,901.91	0.00	0.28	40,524.81	0.00
Security Services	5021203000	0.00	497,483.00	497,483.00	0.00	497,483.00	0.00	0.00	497,483.00	322,482.36	174,677.96	0.00	0.00	497,160.36	67,183.85	80,620.62	161,241.18	188,114.71	497,160.36	0.00	322.64	0.00	0.00
Other General Services	5021299000	525,000.00	54,049,771.00	54,574,771.00	525,000.00	244,900.00	0.00	53,804,871.00	54,574,771.00	6,298,299.00	18,332,732.20	17,822,560.31	9,804,323.21	52,257,914.72	6,292,695.03	17,713,350.57	18,170,832.91	9,468,426.85	51,645,305.06	0.00	2,316,856.28	612,609.66	0.00
Other General Services - ICT Services	5021299001	0.00	1,307,728.00	1,307,728.00	0.00	0.00	0.00	0.00	1,307,728.00	307,590.25	322,457.18	307,590.25	392,004.57	1,276,943.63	254,891.63	294,964.39	336,083.04	337,375.89	1,222,314.75	0.00	30,784.37	54,628.88	0.00
Other General Services	5021299999	525,000.00	52,742,043.00	53,267,043.00	525,000.00	244,900.00	0.00	52,497,143.00	53,267,043.00	6,043,407.37	18,010,275.02	17,514,970.06	9,412,318.64	50,980,971.09	6,037,803.40	17,418,386.18	17,836,749.87	9,131,050.86	50,422,990.31	0.00	2,286,071.91	567,980.79	0.00
Repairs and Maintenance	5021300000	2,690,000.00	(787,770.00)	1,902,230.00	2,690,000.00	(850,000.00)	0.00	62,230.00	1,902,230.00	235,233.33	519,748.19	399,544.00	399,544.00	1,590,835.27	208,233.33	461,685.04	498,562.90	381,954.00	1,550,435.27	0.00	311,394.73	40,400.00	0.00
Repairs and Maintenance - Buildings and Other	5021304000	847,000.00	(500,000.00)	347,000.00	847,000.00	(500,000.00)	0.00	0.00	347,000.00	4,568.25	140,668.19	92,612.70	0.00	237,849.14	4,568.25	55,605.04	177,675.85	0.00					


Department : Department of the Interior and Local Government (DILG)
 Agency : Office of the Secretary
 Operating Unit : Regional Office - XI
 Organization Code (UAACS) : 14 001 0300011
 Fund Cluster : 01 Regular Agency Fund


X	Current Year Appropriations
	Supplemental Appropriations
	Continuing Appropriations


(e.g. UAACS Fund Cluster: 01-Regular Agency Fund, 02-Foreign Assisted Projects Fund, 03-Special Account-Locally Funded/Domestic Grants Fund, and 04-Special Account-Foreign Assisted/Foreign Grants Fund)

Particulars	UAACS CODE	Appropriations			Allotments					Obligations					Disbursements					Balances			
		Authorized Appropriations	Adjustments (Transfer To/From, Modifications/Augmentations)	Adjusted Appropriations	Allotments Received	Adjustments (Reductions, Modifications/Augmentations)	Transfer To	Transfer From	Adjusted Allotments	1st Quarter Ending March 31	2nd Quarter Ending June 30	3rd Quarter Ending Sept. 30	4th Quarter Ending Dec. 31	TOTAL	1st Quarter Ending March 31	2nd Quarter Ending June 30	3rd Quarter Ending Sept. 30	4th Quarter Ending Dec. 31	TOTAL	Unreleased Appropriations	Unobligated Allotments	Unpaid Obligations (15-20)=(23+24)	
																						Due and Demandable	Not Yet Due and Demandable
1	2	3	4	5=(3+4)	6	7	8	9	10=[(6+(-)7)-8+9]	11	12	13	14	15=(11+12+13+14)	16	17	18	19	20=(16+17+18+19)	21=(5-10)	22=(10-15)	23	24
Printing and Publication Expenses	502902000	1,066,000.00	(29,421.00)	1,036,579.00	1,066,000.00	(560,000.00)	0.00	530,579.00	1,036,579.00	77,024.00	219,708.00	218,816.16	241,271.55	756,819.71	46,574.00	151,446.00	156,431.00	193,882.00	548,335.00	0.00	279,759.29	208,484.71	0.00
Representation Expenses	502903000	2,000.00	(2,000.00)	0.00	2,000.00	0.00	0.00	0.00	0.00	0.00	0.00	0.00	0.00	0.00	0.00	0.00	0.00	0.00	0.00	0.00	0.00	0.00	0.00
Transportation and Delivery Expenses	502904000	48,000.00	(9,000.00)	39,000.00	48,000.00	(45,000.00)	0.00	36,000.00	39,000.00	0.00	43.00	0.00	302.00	345.00	0.00	43.00	0.00	302.00	345.00	0.00	38,655.00	0.00	0.00
Rent/Lease Expenses	502905000	191,000.00	1,436,000.00	1,627,000.00	191,000.00	(191,000.00)	0.00	1,627,000.00	1,627,000.00	84,520.00	290,880.00	472,450.00	486,252.00	1,334,102.00	80,000.00	95,400.00	489,450.00	366,522.00	1,031,372.00	0.00	292,988.00	302,730.00	0.00
Rents - Building and Structures	502905001	191,000.00	(191,000.00)	0.00	191,000.00	(191,000.00)	0.00	0.00	0.00	0.00	0.00	0.00	0.00	0.00	0.00	0.00	0.00	0.00	0.00	0.00	0.00	0.00	0.00
Rents - Motor Vehicles	502905003	0.00	1,627,000.00	1,627,000.00	0.00	0.00	0.00	1,627,000.00	1,627,000.00	84,520.00	290,880.00	472,450.00	486,252.00	1,334,102.00	80,000.00	95,400.00	489,450.00	366,522.00	1,031,372.00	0.00	292,988.00	302,730.00	0.00
Subscription Expenses	502907000	69,000.00	105,325.00	174,325.00	69,000.00	5,000.00	0.00	100,325.00	174,325.00	37,396.87	15,894.00	16,004.00	79,705.00	148,999.87	11,710.00	15,894.00	41,690.87	16,205.00	85,499.87	0.00	25,325.13	63,500.00	0.00
ICT Software Subscription	502907001	0.00	105,325.00	105,325.00	0.00	5,000.00	0.00	100,325.00	105,325.00	25,686.87	1,794.00	889.00	58,600.00	86,969.87	0.00	1,794.00	26,575.87	0.00	28,369.87	0.00	18,355.13	58,600.00	0.00
Other Subscription Expenses	502907099	69,000.00	0.00	69,000.00	69,000.00	0.00	0.00	69,000.00	69,000.00	11,710.00	14,100.00	15,115.00	21,105.00	62,030.00	11,710.00	14,100.00	15,115.00	16,205.00	57,130.00	0.00	6,970.00	4,900.00	0.00
Capital Outlays		1,780,000.00	250,000.00	2,030,000.00	1,780,000.00	0.00	0.00	250,000.00	2,030,000.00	0.00	207,000.00	1,297,900.00	524,600.00	2,029,500.00	0.00	0.00	1,504,900.00	279,500.00	1,784,400.00	0.00	500.00	245,100.00	0.00
Property, Plant and Equipment Outlay	506040000	1,780,000.00	250,000.00	2,030,000.00	1,780,000.00	0.00	0.00	250,000.00	2,030,000.00	0.00	207,000.00	1,297,900.00	524,600.00	2,029,500.00	0.00	0.00	1,504,900.00	279,500.00	1,784,400.00	0.00	500.00	245,100.00	0.00
Machinery and Equipment Outlay	506040500	1,405,000.00	388,000.00	1,793,000.00	1,405,000.00	138,000.00	0.00	250,000.00	1,793,000.00	0.00	0.00	1,297,900.00	494,600.00	1,792,500.00	0.00	0.00	1,297,900.00	249,500.00	1,547,400.00	0.00	500.00	245,100.00	0.00
Information and Communication Technology Equipment	506040503	0.00	250,000.00	250,000.00	0.00	0.00	0.00	250,000.00	250,000.00	0.00	0.00	0.00	249,500.00	249,500.00	0.00	0.00	0.00	249,500.00	249,500.00	0.00	500.00	0.00	0.00
ICT Software	5060405015	0.00	245,100.00	245,100.00	0.00	245,100.00	0.00	0.00	245,100.00	0.00	0.00	0.00	245,100.00	245,100.00	0.00	0.00	0.00	0.00	245,100.00	0.00	0.00	245,100.00	0.00
Other Machinery and Equipment	5060405099	1,405,000.00	(107,100.00)	1,297,900.00	1,405,000.00	(107,100.00)	0.00	0.00	1,297,900.00	0.00	0.00	1,297,900.00	0.00	1,297,900.00	0.00	0.00	1,297,900.00	0.00	1,297,900.00	0.00	0.00	0.00	0.00
Furniture, Fixtures and Books Outlay	506040700	375,000.00	(138,000.00)	237,000.00	375,000.00	(138,000.00)	0.00	0.00	237,000.00	0.00	207,000.00	0.00	30,000.00	237,000.00	0.00	0.00	207,000.00	30,000.00	237,000.00	0.00	0.00	0.00	0.00
Furniture and Fixtures	506040701	375,000.00	(138,000.00)	237,000.00	375,000.00	(138,000.00)	0.00	0.00	237,000.00	0.00	207,000.00	0.00	30,000.00	237,000.00	0.00	0.00	207,000.00	30,000.00	237,000.00	0.00	0.00	0.00	0.00
B. AUTOMATIC APPROPRIATIONS		10,977,000.00	0.00	10,977,000.00	10,977,000.00	0.00	0.00	0.00	10,977,000.00	2,635,574.16	2,575,534.81	2,511,841.52	2,759,018.45	10,481,968.94	2,635,574.16	2,575,534.81	2,511,841.52	2,757,538.08	10,480,488.57	0.00	495,031.06	1,480.37	0.00
Retirement and Life Insurance Premiums		10,977,000.00	0.00	10,977,000.00	10,977,000.00	0.00	0.00	0.00	10,977,000.00	2,635,574.16	2,575,534.81	2,511,841.52	2,759,018.45	10,481,968.94	2,635,574.16	2,575,534.81	2,511,841.52	2,757,538.08	10,480,488.57	0.00	495,031.06	1,480.37	0.00
C. SPECIAL PURPOSE FUNDS		0.00	4,045,402.00	4,045,402.00	0.00	129,908.00	0.00	3,915,494.00	4,045,402.00	0.00	129,907.76	0.00	3,866,619.00	3,996,526.76	0.00	129,907.76	0.00	3,440,619.00	3,570,526.76	0.00	48,875.24	426,000.00	0.00
Pension and Gratuity Fund		0.00	555,908.00	555,908.00	0.00	129,908.00	0.00	426,000.00	555,908.00	0.00	129,907.76	0.00	426,000.00	555,907.76	0.00	129,907.76	0.00	0.00	129,907.76	0.00	0.24	426,000.00	0.00
Other Personnel Benefits	501040000	0.00	555,908.00	555,908.00	0.00	129,908.00	0.00	426,000.00	555,908.00	0.00	129,907.76	0.00	426,000.00	555,907.76	0.00	129,907.76	0.00	0.00	129,907.76	0.00	0.24	426,000.00	0.00
Other Personnel Benefits		0.00	555,908.00	555,908.00	0.00	129,908.00	0.00	426,000.00	555,908.00	0.00	129,907.76	0.00	426,000.00	555,907.76	0.00	129,907.76	0.00	0.00	129,907.76	0.00	0.24	426,000.00	0.00
Terminal Leave Benefits - Civilian	501040301	0.00	0.00	0.00	0.00	0.00	0.00	0.00	0.00	0.00	0.00	0.00	0.00	0.00	0.00	0.00	0.00	0.00	0.00	0.00	0.00	0.00	0.00
Other Personnel Benefits	5010499999	0.00	555,908.00	555,908.00	0.00	129,908.00	0.00	426,000.00	555,908.00	0.00	129,907.76	0.00	426,000.00	555,907.76	0.00	129,907.76	0.00	0.00	129,907.76	0.00	0.24	426,000.00	0.00
For payment of Personnel Benefits		0.00	3,489,494.00	3,489,494.00	0.00	0.00	0.00	3,489,494.00	3,489,494.00	0.00	0.00	0.00	3,440,619.00	3,440,619.00	0.00	0.00	0.00	3,440,619.00	3,440,619.00	0.00	48,875.00	0.00	0.00
Other Compensation	501020000	0.00	3,489,494.00	3,489,494.00	0.00	0.00	0.00	3,489,494.00	3,489,494.00	0.00	0.00	0.00	3,440,619.00	3,440,619.00	0.00	0.00	0.00	3,440,619.00	3,440,619.00	0.00	48,875.00	0.00	0.00
Other Bonuses and Allowances		0.00	3,489,494.00	3,489,494.00	0.00	0.00	0.00	3,489,494.00	3,489,494.00	0.00	0.00	0.00	3,440,619.00	3,440,619.00	0.00	0.00	0.00	3,440,619.00	3,440,619.00	0.00	48,875.00	0.00	0.00
Performance Based Bonus - Civilian	501029914	0.00	3,489,494.00	3,489,494.00	0.00	0.00	0.00	3,489,494.00	3,489,494.00	0.00	0.00	0.00	3,440,619.00	3,440,619.00	0.00	0.00	0.00	3,440,619.00	3,440,619.00	0.00	48,875.00	0.00	0.00
GRAND TOTAL		159,753,000.00	189,058,260.28	348,811,260.28	159,753,000.00	129,908.00	0.00	188,928,352.28	348,811,260.28	45,161,394.02	67,645,103.66	59,613,221.51	168,179,166.32	340,598,885.51	43,204,894.60	66,906,798.91	59,663,316.37	164,054,975.67	333,829,985.55	0.00	8,212,374.77	6,768,899.96	0.00

Certified Correct:

FAYE ASTORETH R. YU
 Budget Officer
 Date: January 26, 2023

Certified Correct:

MA. TERESA S. BERDAN
 Regional Accountant
 Date: January 26, 2023

Recommending Approval:

GALE MARIE S. GRAVADOR
 Chief, FAD
 Date: January 26, 2023

Approved By:

ALEX C. ROLDAN, CESO V
 Regional
 Date:

SUMMARY OF APPROPRIATIONS, ALLOTMENTS, OBLIGATIONS, DISBURSEMENTS AND BALANCES BY OBJECT OF EXPENDITURES
As at the Quarter Ending December 31, 2022

Department: Department of the Interior and Local Government (DILG)
 Agency/Entity: Office of the Secretary
 Operating Unit: Regional Office - XI
 Organization Code (UACS): 14 001 0300011
 Fund Cluster: 01 Regular Agency Fund
 (e.g. UACS Fund Cluster: 01-Regular Agency Fund, 02-Foreign Assisted Projects Fund, 03-Special Account-Locally Funded/Domestic Grants Fund, and 04-Special Account-Foreign Assisted/Foreign Grants Fund)

	Current Year Appropriations
	Supplemental Appropriations
X	Continuing Appropriations

Particulars	UACS CODE	Appropriations			Allotments			Obligations					Disbursements					Balances						
		Authorized Appropriations	Adjustments To/From, Modifications/ Augmentations)	Adjusted Appropriations	Allotments Received	Adjustments (Reductions, Modifications/ Augmentations)	Transfer To	Transfer From	Adjusted Allotments	1st Quarter Ending March 31	2nd Quarter Ending June 30	3rd Quarter Ending Sept. 30	4th Quarter Ending Dec. 31	TOTAL	1st Quarter Ending March 31	2nd Quarter Ending June 30	3rd Quarter Ending Sept. 30	4th Quarter Ending Dec. 31	TOTAL	Unreleased Appropriations	Unobligated Allotments	Unpaid Obligations (15-20)=(23+24)		
		3	4	5=(3+4)	6	7	8	9	10=([6+(-)7]-8+9)	11	12	13	14	15=(11+12+13+14)	16	17	18	19	20=(16+17+18+19)	21=(5-10)	22=(10-15)	23	24	
SUMMARY		23,010,319.37	31,793,854.00	54,804,173.37	23,010,319.37	0.00	0.00	31,793,854.00	54,804,173.37	31,452,250.91	6,872,874.81	7,723,014.80	6,305,102.68	52,353,243.20	5,466,016.33	30,885,633.37	3,777,407.97	5,891,676.66	45,820,734.33	0.00	2,450,930.17	481,247.18	6,051,261.69	
CONTINUING APPROPRIATIONS		23,010,319.37	31,793,854.00	54,804,173.37	23,010,319.37	0.00	0.00	31,793,854.00	54,804,173.37	31,452,250.91	6,872,874.81	7,723,014.80	6,305,102.68	52,353,243.20	5,466,016.33	30,885,633.37	3,777,407.97	5,891,676.66	45,820,734.33	0.00	2,450,930.17	481,247.18	6,051,261.69	
Agency Specific Budget		21,940,342.48	28,311,149.00	50,251,491.48	21,940,342.48	0.00	0.00	28,311,149.00	50,251,491.48	28,948,970.91	6,398,154.81	7,493,129.80	5,917,102.68	48,757,358.20	5,104,016.33	28,351,633.37	3,490,022.97	5,349,176.66	42,294,849.33	0.00	1,494,133.28	411,247.18	6,051,261.69	
Maintenance and Other Operating Expenses		14,739,799.85	28,311,149.00	43,050,948.85	14,739,799.85	0.00	0.00	28,311,149.00	43,050,948.85	28,948,970.91	6,398,154.81	7,493,129.80	5,917,102.68	41,565,340.20	5,104,016.33	28,351,633.37	3,490,022.97	4,206,420.35	41,154,093.02	0.00	1,485,608.65	411,247.18	6,051,261.69	
Traveling Expenses	5020100000	1,895,655.51	709,874.00	2,605,529.51	1,895,655.51	(210,026.00)	0.00	919,900.00	2,605,529.51	265,421.00	1,379,916.00	215,317.00	552,697.00	2,413,351.00	251,571.00	1,301,162.00	301,581.00	525,016.00	2,379,330.00	0.00	192,178.51	34,021.00	0.00	
Traveling Expenses - Local	5020101000	1,895,655.51	709,874.00	2,605,529.51	1,895,655.51	(210,026.00)	0.00	919,900.00	2,605,529.51	265,421.00	1,379,916.00	215,317.00	552,697.00	2,413,351.00	251,571.00	1,301,162.00	301,581.00	525,016.00	2,379,330.00	0.00	192,178.51	34,021.00	0.00	
Training and Scholarship Expenses	5020200000	1,265,124.28	1,864,925.00	3,130,049.28	1,265,124.28	(312,775.00)	0.00	2,177,700.00	3,130,049.28	406,748.00	430,115.00	189,766.00	1,923,478.69	2,950,107.69	397,948.00	226,565.00	311,950.00	1,664,194.69	2,600,657.69	0.00	179,941.59	349,450.00	0.00	
Training Expenses	5020201000	1,265,124.28	1,864,925.00	3,130,049.28	1,265,124.28	(312,775.00)	0.00	2,177,700.00	3,130,049.28	406,748.00	430,115.00	189,766.00	1,923,478.69	2,950,107.69	397,948.00	226,565.00	311,950.00	1,664,194.69	2,600,657.69	0.00	179,941.59	349,450.00	0.00	
Training Expenses	5020201002	1,265,124.28	1,864,925.00	3,130,049.28	1,265,124.28	(312,775.00)	0.00	2,177,700.00	3,130,049.28	406,748.00	430,115.00	189,766.00	1,923,478.69	2,950,107.69	397,948.00	226,565.00	311,950.00	1,664,194.69	2,600,657.69	0.00	179,941.59	349,450.00	0.00	
Supplies and Materials Expenses	5020300000	2,024,917.01	402,985.00	2,427,902.01	2,024,917.01	352,985.00	0.00	50,000.00	2,427,902.01	531,083.00	1,320,762.86	176,966.92	18,600.00	2,047,412.78	122,360.00	1,328,668.42	500,749.36	95,635.00	2,047,412.78	0.00	380,489.23	0.00	0.00	
Office Supplies Expenses	5020301000	1,173,486.59	258,341.00	1,431,827.59	1,173,486.59	228,341.00	0.00	30,000.00	1,431,827.59	404,963.00	550,461.75	110,637.00	0.00	1,066,061.75	122,360.00	524,269.75	392,007.00	27,425.00	1,066,061.75	0.00	365,762.84	0.00	0.00	
ICT Office Supplies	5020301001	173,140.00	213,106.00	386,246.00	173,140.00	213,106.00	0.00	0.00	386,246.00	0.00	378,044.00	550.00	0.00	778,594.00	0.00	86,265.00	279,534.00	12,795.00	378,594.00	0.00	7,652.00	0.00	0.00	
Office Supplies Expenses	5020301002	1,000,346.59	45,235.00	1,045,581.59	1,000,346.59	15,235.00	0.00	30,000.00	1,045,581.59	404,963.00	172,417.75	110,087.00	0.00	687,467.75	122,360.00	438,004.75	112,473.00	14,830.00	687,467.75	0.00	358,119.84	0.00	0.00	
Accountable Forms Expenses	5020302000	30,200.00	(30,200.00)	0.00	30,200.00	(30,200.00)	0.00	0.00	0.00	0.00	0.00	0.00	0.00	0.00	0.00	0.00	0.00	0.00	0.00	0.00	0.00	0.00	0.00	0.00
Medical, Dental and Laboratory Supplies	5020308000	8,000.00	(8,000.00)	0.00	8,000.00	(8,000.00)	0.00	0.00	0.00	0.00	0.00	0.00	0.00	0.00	0.00	0.00	0.00	0.00	0.00	0.00	0.00	0.00	0.00	0.00
Fuel Oil and Lubricants Expenses	5020309000	293,817.42	195,000.00	488,817.42	293,817.42	175,000.00	0.00	20,000.00	488,817.42	0.00	407,871.11	66,329.92	0.00	474,201.03	0.00	365,458.67	108,742.36	0.00	474,201.03	0.00	14,616.39	0.00	0.00	
Other Supplies and Materials Expenses	5020399000	519,413.00	(12,156.00)	507,257.00	519,413.00	(12,156.00)	0.00	0.00	507,257.00	126,120.00	362,430.00	0.00	18,600.00	507,150.00	0.00	438,940.00	0.00	68,210.00	507,150.00	0.00	107.00	0.00	0.00	
Utility Expenses	5020400000	307,806.64	(307,806.64)	0.00	307,806.64	(307,806.64)	0.00	0.00	0.00	0.00	0.00	0.00	0.00	0.00	0.00	0.00	0.00	0.00	0.00	0.00	0.00	0.00	0.00	0.00
Water Expenses	5020401000	282,804.44	(282,804.00)	0.44	282,804.44	(282,804.00)	0.00	0.00	0.44	0.00	0.00	0.00	0.00	0.44	0.00	0.00	0.00	0.00	0.44	0.00	0.00	0.00	0.00	0.00
Electricity Expenses	5020402000	25,002.20	(25,002.00)	0.20	25,002.20	(25,002.00)	0.00	0.00	0.20	0.00	0.00	0.00	0.00	0.20	0.00	0.00	0.00	0.00	0.20	0.00	0.00	0.00	0.00	0.00
Communication Expenses	5020500000	1,203,085.38	(122,749.00)	1,080,336.38	1,203,085.38	(122,749.00)	0.00	0.00	1,080,336.38	96,499.00	452,828.70	191,910.50	136,300.00	677,538.20	62,899.00	455,788.70	212,470.50	146,380.00	677,538.20	0.00	202,798.18	0.00	0.00	
Postage and Courier Services	5020501000	56,147.87	(56,147.00)	0.87	56,147.87	(56,147.00)	0.00	0.00	0.87	0.00	0.00	0.00	0.00	0.87	0.00	0.00	0.00	0.00	0.87	0.00	0.00	0.00	0.00	0.00
Telephone Expenses	5020502000	940,518.14	(241,942.00)	698,576.14	940,518.14	(241,942.00)	0.00	0.00	698,576.14	0.00	415,700.00	100,100.00	2,600.00	518,400.00	0.00	409,700.00	106,100.00	2,600.00	518,400.00	0.00	180,176.14	0.00	0.00	
Mobile	5020502001	626,575.00	72,000.00	698,575.00	626,575.00	72,000.00	0.00	0.00	698,575.00	0.00	415,700.00	100,100.00	2,600.00	518,400.00	0.00	409,700.00	106,100.00	2,600.00	518,400.00	0.00	180,175.00	0.00	0.00	
Landline	5020502002	313,943.14	(313,942.00)	1.14	313,943.14	(313,942.00)	0.00	0.00	1.14	0.00	0.00	0.00	0.00	1.14	0.00	0.00	0.00	0.00	1.14	0.00	0.00	0.00	0.00	
Internet Subscription Expenses	5020503000	205,759.37	176,000.00	381,759.37	176,000.00	0.00	0.00	0.00	381,759.37	96,499.00	37,128.70	91,810.50	133,700.00	359,138.20	62,899.00	46,088.70	106,370.50	143,780.00	359,138.20	0.00	22,621.17	0.00	0.00	
Cable, Satellite, Telegraph and Radio Expenses	5020504000	660.00	(660.00)	0.00	660.00	(660.00)	0.00	0.00	0.00	0.00	0.00	0.00	0.00	0.00	0.00	0.00	0.00	0.00	0.00	0.00	0.00	0.00	0.00	

This report was generated using the Unified Reporting System on null version.FAR1A.1.1 ; Status : SUBMITTED

Department: Department of the Interior and Local Government (DILG)

Agency/Entity: Office of the Secretary

Operating Unit: Regional Office - XI

Organization Code (UACS): 14 001 030011

Fund Cluster: 01 Regular Agency Fund

(e.g. UACS Fund Cluster: 01-Regular Agency Fund, 02-Foreign Assisted Projects Fund, 03-Special Account-Locally Funded/Domestic Grants Fund, and 04-Special Account-Foreign Assisted/Foreign Grants Fund)

	Current Year Appropriations
	Supplemental Appropriations
X	Continuing Appropriations


Particulars	UACS CODE	Appropriations			Allotments					Obligations					Disbursements				Balances					
		Authorized Appropriations	Adjustments (Transfer To/From, Modifications/Augmentations)	Adjusted Appropriations	Allotments Received	Adjustments (Reductions, Modifications/Augmentations)	Transfer To	Transfer From	Adjusted Allotments	1st Quarter Ending March 31	2nd Quarter Ending June 30	3rd Quarter Ending Sept. 30	4th Quarter Ending Dec. 31	TOTAL	1st Quarter Ending March 31	2nd Quarter Ending June 30	3rd Quarter Ending Sept. 30	4th Quarter Ending Dec. 31	TOTAL	Unreleased Appropriations	Unobligated Allotments	Unpaid Obligations (15-20)=(23+24)		
																						10=(6+(-)7-8+9)	23	24
Awards/Rewards and Prizes	502060000	15,000.00	0.00	15,000.00	15,000.00	0.00	0.00	0.00	0.00	0.00	0.00	0.00	0.00	0.00	0.00	0.00	0.00	0.00	0.00	0.00	15,000.00	0.00	0.00	0.00
Prizes	502060200	15,000.00	0.00	15,000.00	15,000.00	0.00	0.00	0.00	0.00	0.00	0.00	0.00	0.00	0.00	0.00	0.00	0.00	0.00	0.00	0.00	15,000.00	0.00	0.00	0.00
Professional Services	502110000	275,997.14	877,203.00	1,153,000.14	275,997.14	(62,997.00)	0.00	940,000.00	1,153,000.14	0.00	940,000.00	0.00	0.00	940,000.00	0.00	40,000.00	450,000.00	450,000.00	940,000.00	0.00	213,000.14	0.00	0.00	0.00
Auditing Services	502110200	5,697.14	(5,697.00)	0.14	5,697.14	(5,697.00)	0.00	0.00	0.14	0.00	0.00	0.00	0.00	0.00	0.00	0.00	0.00	0.00	0.00	0.00	0.14	0.00	0.00	0.00
Consultancy Services	502110300	53,000.00	900,000.00	953,000.00	53,000.00	0.00	0.00	900,000.00	953,000.00	0.00	900,000.00	0.00	0.00	900,000.00	0.00	0.00	450,000.00	450,000.00	900,000.00	0.00	53,000.00	0.00	0.00	0.00
Other Professional Services	502119900	217,300.00	(17,300.00)	200,000.00	217,300.00	(57,300.00)	0.00	40,000.00	200,000.00	0.00	40,000.00	0.00	0.00	40,000.00	0.00	40,000.00	0.00	0.00	40,000.00	0.00	160,000.00	0.00	0.00	0.00
General Services	502120000	5,428,368.78	3,188,687.00	8,617,055.78	5,428,368.78	1,999,574.00	0.00	1,169,093.00	8,597,035.78	4,445,674.58	1,453,999.25	1,351,946.42	1,177,410.95	8,429,031.20	4,214,223.58	1,685,450.25	1,343,227.53	1,166,843.66	8,409,745.02	0.00	168,004.58	19,286.18	0.00	
Janitorial Services	502120200	0.48	0.00	0.48	0.48	0.00	0.00	0.00	0.48	0.00	0.00	0.00	0.00	0.00	0.00	0.00	0.00	0.00	0.00	0.00	0.48	0.00	0.00	0.00
Security Services	502120300	426.28	(426.00)	0.28	426.28	(426.00)	0.00	0.00	0.28	0.00	0.00	0.00	0.00	0.00	0.00	0.00	0.00	0.00	0.00	0.00	0.28	0.00	0.00	0.00
Other General Services	502129900	5,427,942.02	3,189,093.00	8,597,035.02	5,427,942.02	2,000,000.00	0.00	1,169,093.00	8,597,035.02	4,445,674.58	1,453,999.25	1,351,946.42	1,177,410.95	8,429,031.20	4,214,223.58	1,685,450.25	1,343,227.53	1,166,843.66	8,409,745.02	0.00	168,003.82	19,286.18	0.00	
Other General Services - ICT Services	502129901	83.57	0.00	83.57	83.57	0.00	0.00	0.00	83.57	0.00	0.00	0.00	0.00	0.00	0.00	0.00	0.00	0.00	0.00	0.00	83.57	0.00	0.00	0.00
Other General Services	502129909	5,427,858.45	3,189,093.00	8,596,951.45	5,427,858.45	2,000,000.00	0.00	1,169,093.00	8,596,951.45	4,445,674.58	1,453,999.25	1,351,946.42	1,177,410.95	8,429,031.20	4,214,223.58	1,685,450.25	1,343,227.53	1,166,843.66	8,409,745.02	0.00	167,920.25	19,286.18	0.00	
Repairs and Maintenance	502130000	605,258.36	(57,712.00)	47,546.36	605,258.36	(57,712.00)	0.00	0.00	47,546.36	0.00	0.00	0.00	0.00	47,546.36	0.00	0.00	0.00	0.00	47,546.36	0.00	280.61	0.00	0.00	0.00
Repairs and Maintenance - Buildings and Other	502130400	157,283.00	(157,283.00)	0.00	157,283.00	(157,283.00)	0.00	0.00	0.00	0.00	0.00	0.00	0.00	0.00	0.00	0.00	0.00	0.00	0.00	0.00	0.00	0.00	0.00	0.00
Buildings	502130401	157,283.00	0.00	0.00	157,283.00	(157,283.00)	0.00	0.00	0.00	0.00	0.00	0.00	0.00	0.00	0.00	0.00	0.00	0.00	0.00	0.00	0.00	0.00	0.00	0.00
Repairs and Maintenance - Machinery and	502130500	187,950.00	(148,740.00)	39,210.00	187,950.00	(148,740.00)	0.00	0.00	39,210.00	0.00	0.00	0.00	0.00	39,210.00	0.00	0.00	0.00	0.00	39,210.00	0.00	280.00	0.00	0.00	0.00
Office Equipment	502130502	150,180.00	(148,740.00)	1,440.00	150,180.00	(148,740.00)	0.00	0.00	1,440.00	0.00	0.00	0.00	0.00	1,440.00	0.00	0.00	0.00	0.00	1,440.00	0.00	0.00	0.00	0.00	0.00
Information and Communication Technology	502130503	37,770.00	0.00	37,770.00	37,770.00	0.00	0.00	0.00	37,770.00	0.00	0.00	0.00	0.00	37,770.00	0.00	0.00	0.00	0.00	37,770.00	0.00	280.00	0.00	0.00	0.00
Repairs and Maintenance - Transportation	502130600	280,025.36	(251,689.00)	8,336.36	280,025.36	(251,689.00)	0.00	0.00	8,336.36	0.00	0.00	0.00	0.00	8,336.36	0.00	0.00	0.00	0.00	8,336.36	0.00	0.61	0.00	0.00	0.00
Motor Vehicles	502130601	280,025.36	(251,689.00)	8,336.36	280,025.36	(251,689.00)	0.00	0.00	8,336.36	0.00	0.00	0.00	0.00	8,336.36	0.00	0.00	0.00	0.00	8,336.36	0.00	0.61	0.00	0.00	0.00
Financial Assistance/Subsidy	502140000	110,000.00	23,054,456.00	23,164,456.00	110,000.00	0.00	0.00	23,054,456.00	23,164,456.00	0.00	0.00	0.00	10,000.00	23,064,456.00	0.00	23,054,456.00	0.00	10,000.00	23,064,456.00	0.00	100,000.00	0.00	0.00	0.00
Subsidies - Others	502149900	110,000.00	23,054,456.00	23,164,456.00	110,000.00	0.00	0.00	23,054,456.00	23,164,456.00	0.00	0.00	0.00	10,000.00	23,064,456.00	0.00	23,054,456.00	0.00	10,000.00	23,064,456.00	0.00	100,000.00	0.00	0.00	0.00
Taxes, Insurance Premiums and Other Fees	502150000	50,132.63	(50,131.00)	1.63	50,132.63	(50,131.00)	0.00	0.00	1.63	0.00	0.00	0.00	0.00	1.63	0.00	0.00	0.00	0.00	1.63	0.00	1.63	0.00	0.00	0.00
Taxes, Duties and Licenses	502150100	20,980.74	(20,980.00)	0.74	20,980.74	(20,980.00)	0.00	0.00	0.74	0.00	0.00	0.00	0.00	0.74	0.00	0.00	0.00	0.00	0.74	0.00	0.74	0.00	0.00	0.00
Taxes, Duties and Licenses	502150101	20,980.74	(20,980.00)	0.74	20,980.74	(20,980.00)	0.00	0.00	0.74	0.00	0.00	0.00	0.00	0.74	0.00	0.00	0.00	0.00	0.74	0.00	0.74	0.00	0.00	0.00
Fidelity Bond Premiums	502150200	11,194.25	(11,194.00)	0.25	11,194.25	(11,194.00)	0.00	0.00	0.25	0.00	0.00	0.00	0.00	0.25	0.00	0.00	0.00	0.00	0.25	0.00	0.25	0.00	0.00	0.00
Insurance Expenses	502150300	17,957.64	(17,957.00)	0.64	17,957.64	(17,957.00)	0.00	0.00	0.64	0.00	0.00	0.00	0.00	0.64	0.00	0.00	0.00	0.00	0.64	0.00	0.64	0.00	0.00	0.00
Other Maintenance and Operating Expenses	502990000	1,558,454.12	(728,363.00)	830,091.12	1,558,454.12	(728,363.00)	0.00	0.00	830,091.12	101,823.58	420,533.00	199,610.00	74,211.00	796,177.58	7,749.00	259,543.00	370,044.58	150,351.00	787,687.58	0.00	33,913.54	8,490.00	0.00	
Printing and Publication Expenses	502990200	1,043,195.92	(728,128.00)	315,067.92	1,043,195.92	(728,128.00)	0.00	0.00	315,067.92	80,310.00	172,513.00	0.00	47,350.00	300,173.00	6,250.00	134,153.00	112,420.00	47,350.00	300,173.00	0.00	14,894.92	0.00	0.00	
Rent/Lease Expenses	502990500	453,448.00	0.00	453,448.00	453,448.00	0.00	0.00	0.00	453,448.00	2,890.00	248,020.00	192,410.00	10,128.00	453,448.00	0.00	125,390.00	233,300.00	86,268.00	444,958.00	0.00	0.00	8,490.00	0.00	


This report was generated using the Unified Reporting System on null version.FAR1A.1.1 ; Status : SUBMITTED


Department: Department of the Interior and Local Government (DILG)
 Agency/Entity: Office of the Secretary
 Operating Unit: Regional Office - XI
 Organization Code (UACS): 14 001 030011
 Fund Cluster: 01 Regular Agency Fund
 (e.g. UACS Fund Cluster: 01-Regular Agency Fund, 02-Foreign Assisted Projects Fund, 03-Special Account-Locally Funded/Domestic Grants Fund, and 04-Special Account-Foreign Assisted/Foreign Grants Fund)


	Current Year Appropriations
	Supplemental Appropriations
X	Continuing Appropriations

Particulars	UACS CODE	Appropriations			Allotments					Obligations					Disbursements				Balances					
		Authorized Appropriations	Adjustments (Transfer To/From, Modifications/Augmentations)	Adjusted Appropriations	Allotments Received	Adjustments (Reductions, Modifications/Augmentations)	Transfer To	Transfer From	Adjusted Allotments	1st Quarter Ending March 31	2nd Quarter Ending June 30	3rd Quarter Ending Sept. 30	4th Quarter Ending Dec. 31	TOTAL	1st Quarter Ending March 31	2nd Quarter Ending June 30	3rd Quarter Ending Sept. 30	4th Quarter Ending Dec. 31	TOTAL	Unreleased Appropriations	Unobligated Allotments	Unpaid Obligations (15-20)=(23+24)		
1	2	3	4	5=(3+4)	6	7	8	9	10=(6+(-)7+8+9)	11	12	13	14	15=(11+12+13+14)	16	17	18	19	20=(16+17+18+19)	21=(5-10)	22=(10-15)	23	24	
Rents - Motor Vehicles	5029905003	453,448.00	0.00	453,448.00	453,448.00	0.00	0.00	0.00	453,448.00	2,890.00	248,020.00	192,410.00	10,128.00	453,448.00	0.00	125,390.00	233,300.00	86,268.00	444,958.00	0.00	0.00	8,490.00	0.00	
Subscription Expenses	5029907000	61,810.20	(235.00)	61,575.20	61,810.20	(235.00)	0.00	0.00	61,575.20	18,623.58	0.00	7,200.00	16,733.00	42,556.58	1,499.00	0.00	24,324.58	16,733.00	42,556.58	0.00	19,018.62	0.00	0.00	
ICT Software Subscription	5029907001	54,075.20	7,500.00	61,575.20	54,075.20	7,500.00	0.00	0.00	61,575.20	18,623.58	0.00	7,200.00	16,733.00	42,556.58	1,499.00	0.00	24,324.58	16,733.00	42,556.58	0.00	19,018.62	0.00	0.00	
Other Subscription Expenses	5029907099	7,735.00	(7,735.00)	0.00	7,735.00	(7,735.00)	0.00	0.00	0.00	0.00	0.00	0.00	0.00	0.00	0.00	0.00	0.00	0.00	0.00	0.00	0.00	0.00	0.00	
Capital Outlay		7,200,542.63	0.00	7,200,542.63	7,200,542.63	0.00	0.00	0.00	7,200,542.63	0.00	0.00	5,167,812.96	2,034,405.04	7,192,018.00	0.00	0.00	0.00	1,140,756.31	1,140,756.31	0.00	8,524.63	0.00	6,051,261.69	
Property, Plant and Equipment Outlay	5060400000	7,200,542.63	0.00	7,200,542.63	7,200,542.63	0.00	0.00	0.00	7,200,542.63	0.00	0.00	5,167,812.96	2,034,405.04	7,192,018.00	0.00	0.00	0.00	1,140,756.31	1,140,756.31	0.00	8,524.63	0.00	6,051,261.69	
Buildings and Other Structures	5060404000	7,200,542.63	0.00	7,200,542.63	7,200,542.63	0.00	0.00	0.00	7,200,542.63	0.00	0.00	5,167,812.96	2,034,405.04	7,192,018.00	0.00	0.00	0.00	1,140,756.31	1,140,756.31	0.00	8,524.63	0.00	6,051,261.69	
Buildings	5060404001	7,200,542.63	0.00	7,200,542.63	7,200,542.63	0.00	0.00	0.00	7,200,542.63	0.00	0.00	5,167,812.96	2,034,405.04	7,192,018.00	0.00	0.00	0.00	1,140,756.31	1,140,756.31	0.00	8,524.63	0.00	6,051,261.69	
I. Special Purpose Fund		1,069,976.89	3,482,705.00	4,552,681.89	1,069,976.89	0.00	0.00	0.00	3,482,705.00	4,552,681.89	2,503,280.00	474,720.00	229,885.00	3,995,885.00	388,000.00	3,595,885.00	362,000.00	2,534,000.00	287,385.00	342,500.00	3,525,885.00	0.00	956,796.89	70,000.00
Maintenance and Other Operating Expenses		1,069,976.89	3,482,705.00	4,552,681.89	1,069,976.89	0.00	0.00	0.00	3,482,705.00	4,552,681.89	2,503,280.00	474,720.00	229,885.00	3,995,885.00	388,000.00	3,595,885.00	362,000.00	2,534,000.00	287,385.00	342,500.00	3,525,885.00	0.00	956,796.89	70,000.00
Traveling Expenses	5020100000	149,216.00	0.00	149,216.00	149,216.00	0.00	0.00	0.00	149,216.00	0.00	1,000.00	71,095.00	0.00	72,095.00	0.00	1,000.00	70,595.00	500.00	72,095.00	0.00	77,121.00	0.00	0.00	
Traveling Expenses - Local	5020101000	149,216.00	0.00	149,216.00	149,216.00	0.00	0.00	0.00	149,216.00	0.00	1,000.00	71,095.00	0.00	72,095.00	0.00	1,000.00	70,595.00	500.00	72,095.00	0.00	77,121.00	0.00	0.00	
Supplies and Materials Expenses	5020300000	541,981.50	0.00	541,981.50	541,981.50	0.00	0.00	0.00	541,981.50	0.00	113,700.00	0.00	0.00	113,700.00	0.00	113,700.00	0.00	113,700.00	0.00	428,281.50	0.00	0.00	0.00	
Drugs and Medicines Expenses	5020307000	230,390.00	0.00	230,390.00	230,390.00	0.00	0.00	0.00	230,390.00	0.00	61,200.00	0.00	0.00	61,200.00	0.00	61,200.00	0.00	61,200.00	0.00	169,190.00	0.00	0.00	0.00	
Medical, Dental and Laboratory Supplies	5020308000	311,591.50	0.00	311,591.50	311,591.50	0.00	0.00	0.00	311,591.50	0.00	62,500.00	0.00	0.00	62,500.00	0.00	62,500.00	0.00	62,500.00	0.00	259,091.50	0.00	0.00	0.00	
Communication Expenses	5020500000	342,710.00	0.00	342,710.00	342,710.00	0.00	0.00	0.00	342,710.00	0.00	30,020.00	30,790.00	0.00	60,810.00	0.00	30,020.00	30,790.00	0.00	60,810.00	0.00	281,900.00	0.00	0.00	
Telephone Expenses	5020502000	342,710.00	0.00	342,710.00	342,710.00	0.00	0.00	0.00	342,710.00	0.00	30,020.00	30,790.00	0.00	60,810.00	0.00	30,020.00	30,790.00	0.00	60,810.00	0.00	281,900.00	0.00	0.00	
Mobile	5020502001	342,710.00	0.00	342,710.00	342,710.00	0.00	0.00	0.00	342,710.00	0.00	30,020.00	30,790.00	0.00	60,810.00	0.00	30,020.00	30,790.00	0.00	60,810.00	0.00	281,900.00	0.00	0.00	
General Services	5021200000	36,069.39	2,166,705.00	2,202,774.39	36,069.39	0.00	0.00	0.00	2,166,705.00	2,202,774.39	2,141,280.00	0.00	0.00	2,141,280.00	0.00	2,141,280.00	0.00	0.00	2,141,280.00	0.00	61,494.39	0.00	0.00	
Other General Services	5021299000	36,069.39	2,166,705.00	2,202,774.39	36,069.39	0.00	0.00	0.00	2,166,705.00	2,202,774.39	2,141,280.00	0.00	0.00	2,141,280.00	0.00	2,141,280.00	0.00	0.00	2,141,280.00	0.00	61,494.39	0.00	0.00	
Other General Services	5021299099	36,069.39	2,166,705.00	2,202,774.39	36,069.39	0.00	0.00	0.00	2,166,705.00	2,202,774.39	2,141,280.00	0.00	0.00	2,141,280.00	0.00	2,141,280.00	0.00	0.00	2,141,280.00	0.00	61,494.39	0.00	0.00	
Financial Assistance/Subsidy	5021400000	0.00	1,316,000.00	1,316,000.00	0.00	0.00	0.00	0.00	1,316,000.00	1,316,000.00	362,000.00	330,000.00	128,000.00	388,000.00	388,000.00	1,208,000.00	362,000.00	248,000.00	186,000.00	342,000.00	1,138,000.00	0.00	108,000.00	70,000.00
Subsidies - Others	5021499000	0.00	1,316,000.00	1,316,000.00	0.00	0.00	0.00	0.00	1,316,000.00	1,316,000.00	362,000.00	330,000.00	128,000.00	388,000.00	388,000.00	1,208,000.00	362,000.00	248,000.00	186,000.00	342,000.00	1,138,000.00	0.00	108,000.00	70,000.00
GRAND TOTAL		23,010,319.37	31,793,854.00	54,804,173.37	23,010,319.37	0.00	0.00	0.00	31,793,854.00	54,804,173.37	31,452,250.91	8,872,874.81	7,723,014.80	8,305,102.68	52,363,243.20	5,466,018.33	30,885,633.37	3,777,407.97	5,891,676.66	45,820,734.33	0.00	2,450,930.17	481,247.19	6,051,261.69

Certified Correct:

FAYE ASTORETH R.YU
 Budget Officer
 Date: January 26, 2023

Certified Correct:

MA. TERESA S. BERDAN
 Regional Accountant
 Date: January 26, 2023

Recommending Approval:

GALE MARIE S. GRAVADOR
 Chief, FAD
 Date: January 26, 2023

Approved By:

ALEX C. ROLDAN, CESO V
 Regional Director
 Date: January 26, 2023

List of Allotments and Sub-Allotments
As at the quarter ending December 31, 2022

Department : Department of the Interior and Local Government (DILG)
Agency/Entity : Office of the Secretary
Operating Unit : Regional Office - XI
Organization Code (UACS) : 14 001 0300011
Fund Cluster : 01 Regular Agency Fund
(e.g. UACS Fund Cluster: 01-Regular Agency Fund, 02-Foreign Assisted Projects Fund, 03-Special Account-Locally Funded/Domestic Grants Fund, and 04-Special Account-Foreign Assisted/Foreign Grants Fund)

Table with 3 rows and 2 columns: Legend for Current Year Appropriations (X), Supplemental Appropriations, and Continuing Appropriations.

Main data table with columns: Allotments/Sub-Allotments Reference (No., Number, Date), Funding Source (Description, UACS Code), Allotments/Sub-Allotments received from CO/ROs/OUs (PS, MOOE, FinEx, CO, Sub-Total), Sub-Allotments to ROs/OUs (PS, MOOE, FinEx, CO, TOTAL), and Total Allotments/Net of Sub-allotments (PS, MOOE, FinEx, CO, TOTAL). Rows include various release and allotment entries.

Department : Department of the Interior and Local Government (DILG)
 Agency/Entity : Office of the Secretary
 Operating Unit : Regional Office - XI
 Organization Code (UACS) : 14 001 0300011
 Fund Cluster : 01 Regular Agency Fund

X	Current Year Appropriations
	Supplemental Appropriations
	Continuing Appropriations

(e.g. UACS Fund Cluster: 01-Regular Agency Fund, 02-Foreign Assisted Projects Fund, 03-Special Account-Locally Funded/Domestic Grants Fund, and 04-Special Account-Foreign Assisted/Foreign Grants Fund)


Allotments/Sub-Allotments Reference			Funding Source	Allotments/Sub-Allotments received from CO/ROs/OUs					Sub-Allotments to ROs/OUs					Total Allotments/Net of Sub-allotments						
No.	Number	Date	Description	UACS Code	PS	MOOE	FinEx	CO	Sub-Total	PS	MOOE	FinEx	CO	TOTAL	PS	MOOE	FinEx	CO	TOTAL	
1	2	3	4	5	6	7	8	9	10=(6+7+8+9)	11	12	13	14	15=	16=(6+11)	17=(7+12)	18=(8+13)	19=(9+14)	20=	
41	COMPREHENSIVE RELEASE PER ANNEX A AND A-1 OF NBC NO. 587 / SR2022-05-0923	2022-01-11	Specific Budgets of National Government Agencies	101101	0.00	78,000.00	0.00	0.00	78,000.00	0.00	0.00	0.00	0.00	0.00	0.00	0.00	0.00	0.00	78,000.00	
42	COMPREHENSIVE RELEASE PER ANNEX A AND A-1 OF NBC NO. 587 / SR2022-06-0925	2022-01-11	Specific Budgets of National Government Agencies	101101	1,237,176.16	0.00	0.00	0.00	1,237,176.16	0.00	0.00	0.00	0.00	0.00	1,237,176.16	0.00	0.00	0.00	0.00	1,237,176.16
43	COMPREHENSIVE RELEASE PER ANNEX A AND A-1 OF NBC NO. 587 / SR2022-06-1052	2022-01-11	Specific Budgets of National Government Agencies	101101	0.00	580,000.00	0.00	0.00	580,000.00	0.00	0.00	0.00	0.00	0.00	0.00	0.00	0.00	0.00	0.00	580,000.00
44	COMPREHENSIVE RELEASE PER ANNEX A AND A-1 OF NBC NO. 587 / SR2022-06-1054	2022-01-11	Specific Budgets of National Government Agencies	101101	0.00	2,516,000.00	0.00	0.00	2,516,000.00	0.00	0.00	0.00	0.00	0.00	0.00	0.00	0.00	0.00	0.00	2,516,000.00
45	COMPREHENSIVE RELEASE PER ANNEX A AND A-1 OF NBC NO. 587 / SR2022-06-1056	2022-01-11	Specific Budgets of National Government Agencies	101101	0.00	144,000.00	0.00	0.00	144,000.00	0.00	0.00	0.00	0.00	0.00	0.00	0.00	0.00	0.00	0.00	144,000.00
46	COMPREHENSIVE RELEASE PER ANNEX A AND A-1 OF NBC NO. 587 / SR2022-06-1100	2022-01-11	Specific Budgets of National Government Agencies	101101	0.00	150,000.00	0.00	0.00	150,000.00	0.00	0.00	0.00	0.00	0.00	0.00	0.00	0.00	0.00	0.00	150,000.00
47	COMPREHENSIVE RELEASE PER ANNEX A AND A-1 OF NBC NO. 587 / SR2022-06-1223	2022-01-11	Specific Budgets of National Government Agencies	101101	0.00	229,126.00	0.00	0.00	229,126.00	0.00	0.00	0.00	0.00	0.00	0.00	0.00	0.00	0.00	0.00	229,126.00
48	COMPREHENSIVE RELEASE PER ANNEX A AND A-1 OF NBC NO. 587 / SR2022-06-1231	2022-01-11	Specific Budgets of National Government Agencies	101101	0.00	337,098.00	0.00	0.00	337,098.00	0.00	0.00	0.00	0.00	0.00	0.00	0.00	0.00	0.00	0.00	337,098.00
49	COMPREHENSIVE RELEASE PER ANNEX A AND A-1 OF NBC NO. 587 / SR2022-06-1266	2022-01-11	Specific Budgets of National Government Agencies	101101	0.00	16,793,444.00	0.00	0.00	16,793,444.00	0.00	0.00	0.00	0.00	0.00	0.00	0.00	0.00	0.00	0.00	16,793,444.00
50	COMPREHENSIVE RELEASE PER ANNEX A AND A-1 OF NBC NO. 587 / SR2022-07-1293	2022-01-11	Specific Budgets of National Government Agencies	101101	0.00	380,000.00	0.00	0.00	380,000.00	0.00	0.00	0.00	0.00	0.00	0.00	0.00	0.00	0.00	0.00	380,000.00
51	COMPREHENSIVE RELEASE PER ANNEX A AND A-1 OF NBC NO. 587 / SR2022-07-1356	2022-01-11	Specific Budgets of National Government Agencies	101101	0.00	60,000.00	0.00	0.00	60,000.00	0.00	0.00	0.00	0.00	0.00	0.00	0.00	0.00	0.00	0.00	60,000.00
52	COMPREHENSIVE RELEASE PER ANNEX A AND A-1 OF NBC NO. 587 / SR2022-07-1387	2022-01-11	Specific Budgets of National Government Agencies	101101	0.00	96,600.00	0.00	0.00	96,600.00	0.00	0.00	0.00	0.00	0.00	0.00	0.00	0.00	0.00	0.00	96,600.00
53	ALLOTMENT FROM MAF (MOOE) / SR2022-07-1404	2022-06-20	Specific Budgets of National Government Agencies	101101	0.00	17,100.00	0.00	0.00	17,100.00	0.00	0.00	0.00	0.00	0.00	0.00	0.00	0.00	0.00	0.00	17,100.00
54	ALLOTMENT FROM MAF (MOOE) / SR2022-07-1420	2022-06-20	Specific Budgets of National Government Agencies	101101	0.00	450,000.00	0.00	0.00	450,000.00	0.00	0.00	0.00	0.00	0.00	0.00	0.00	0.00	0.00	0.00	450,000.00
55	COMPREHENSIVE RELEASE PER ANNEX A AND A-1 OF NBC NO. 587 / SR2022-07-1460	2022-01-11	Specific Budgets of National Government Agencies	101101	0.00	3,440,000.00	0.00	0.00	3,440,000.00	0.00	0.00	0.00	0.00	0.00	0.00	0.00	0.00	0.00	0.00	3,440,000.00
56	COMPREHENSIVE RELEASE PER ANNEX A AND A-1 OF NBC NO. 587 / SR2022-07-1446	2022-01-11	Specific Budgets of National Government Agencies	101101	0.00	34,000.00	0.00	0.00	34,000.00	0.00	0.00	0.00	0.00	0.00	0.00	0.00	0.00	0.00	0.00	34,000.00
57	ALLOTMENT FROM MAF (MOOE) / SR2022-07-1480	2022-06-20	Specific Budgets of National Government Agencies	101101	0.00	196,918.00	0.00	0.00	196,918.00	0.00	0.00	0.00	0.00	0.00	0.00	0.00	0.00	0.00	0.00	196,918.00
58	COMPREHENSIVE RELEASE PER ANNEX A AND A-1 OF NBC NO. 587 / SR2022-07-1460	2022-01-11	Specific Budgets of National Government Agencies	101101	0.00	306,000.00	0.00	0.00	306,000.00	0.00	0.00	0.00	0.00	0.00	0.00	0.00	0.00	0.00	0.00	306,000.00
59	ALLOTMENT FROM MAF (MOOE) / SR2022-07-1477	2022-06-20	Specific Budgets of National Government Agencies	101101	0.00	404,563.00	0.00	0.00	404,563.00	0.00	0.00	0.00	0.00	0.00	0.00	0.00	0.00	0.00	0.00	404,563.00
60	COMPREHENSIVE RELEASE PER ANNEX A AND A-1 OF NBC NO. 587 / SR2022-07-1486	2022-01-11	Specific Budgets of National Government Agencies	101101	0.00	(580,000.00)	0.00	0.00	(580,000.00)	0.00	0.00	0.00	0.00	0.00	0.00	0.00	0.00	0.00	0.00	(580,000.00)
61	COMPREHENSIVE RELEASE PER ANNEX A AND A-1 OF NBC NO. 587 / SR2022-08-1515	2022-01-11	Specific Budgets of National Government Agencies	101101	0.00	267,000.00	0.00	0.00	267,000.00	0.00	0.00	0.00	0.00	0.00	0.00	0.00	0.00	0.00	0.00	267,000.00
62	ALLOTMENT FROM MAF (MOOE) / SR2022-08-1529	2022-06-20	Specific Budgets of National Government Agencies	101101	0.00	1,924,000.00	0.00	0.00	1,924,000.00	0.00	0.00	0.00	0.00	0.00	0.00	0.00	0.00	0.00	0.00	1,924,000.00
63	SARO-BMB-D-22-0002504 / SR2022-08-1529	2022-03-07	Specific Budgets of National Government Agencies	101101	0.00	759,000.00	0.00	0.00	759,000.00	0.00	0.00	0.00	0.00	0.00	0.00	0.00	0.00	0.00	0.00	759,000.00
64	COMPREHENSIVE RELEASE PER ANNEX A AND A-1 OF NBC NO. 587 / SR2022-08-1545	2022-01-11	Specific Budgets of National Government Agencies	101101	0.00	637,822.00	0.00	0.00	637,822.00	0.00	0.00	0.00	0.00	0.00	0.00	0.00	0.00	0.00	0.00	637,822.00
65	COMPREHENSIVE RELEASE PER ANNEX A AND A-1 OF NBC NO. 587 / SR2022-08-1570	2022-01-11	Specific Budgets of National Government Agencies	101101	0.00	90,000.00	0.00	0.00	90,000.00	0.00	0.00	0.00	0.00	0.00	0.00	0.00	0.00	0.00	0.00	90,000.00
66	ALLOTMENT FROM MAF (MOOE) / SR2022-08-1623	2022-06-20	Specific Budgets of National Government Agencies	101101	0.00	20,500.00	0.00	0.00	20,500.00	0.00	0.00	0.00	0.00	0.00	0.00	0.00	0.00	0.00	0.00	20,500.00
67	ALLOTMENT FROM MAF (MOOE) / SR2022-08-1632	2022-07-19	Specific Budgets of National Government Agencies	101101	0.00	15,000.00	0.00	0.00	15,000.00	0.00	0.00	0.00	0.00	0.00	0.00	0.00	0.00	0.00	0.00	15,000.00
68	COMPREHENSIVE RELEASE PER ANNEX A AND A-1 OF NBC NO. 587 / SR2022-08-1640	2022-01-11	Specific Budgets of National Government Agencies	101101	0.00	131,660.00	0.00	0.00	131,660.00	0.00	0.00	0.00	0.00	0.00	0.00	0.00	0.00	0.00	0.00	131,660.00
69	COMPREHENSIVE RELEASE PER ANNEX A AND A-1 OF NBC NO. 587 / SR2022-08-1662	2022-01-11	Specific Budgets of National Government Agencies	101101	0.00	138,240.00	0.00	0.00	138,240.00	0.00	0.00	0.00	0.00	0.00	0.00	0.00	0.00	0.00	0.00	138,240.00
70	COMPREHENSIVE RELEASE PER ANNEX A AND A-1 OF NBC NO. 587 / SR2022-08-1677	2022-01-11	Specific Budgets of National Government Agencies	101101	0.00	81,000.00	0.00	0.00	81,000.00	0.00	0.00	0.00	0.00	0.00	0.00	0.00	0.00	0.00	0.00	81,000.00
71	COMPREHENSIVE RELEASE PER ANNEX A AND A-1 OF NBC NO. 587 / SR2022-08-1692	2022-01-11	Specific Budgets of National Government Agencies	101101	0.00	74,800.00	0.00	0.00	74,800.00	0.00	0.00	0.00	0.00	0.00	0.00	0.00	0.00	0.00	0.00	74,800.00
72	ALLOTMENT FROM MAF (MOOE) / SR2022-08-1707	2022-06-20	Specific Budgets of National Government Agencies	101101	0.00	5,000.00	0.00	0.00	5,000.00	0.00	0.00	0.00	0.00	0.00	0.00	0.00	0.00	0.00	0.00	5,000.00
73	COMPREHENSIVE RELEASE PER ANNEX A AND A-1 OF NBC NO. 587 / SR2022-08-1707	2022-01-11	Specific Budgets of National Government Agencies	101101	0.00	45,000.00	0.00	0.00	45,000.00	0.00	0.00	0.00	0.00	0.00	0.00	0.00	0.00	0.00	0.00	45,000.00
74	COMPREHENSIVE RELEASE PER ANNEX A AND A-1 OF NBC NO. 587 / SR2022-09-1760	2022-01-11	Specific Budgets of National Government Agencies	101101	0.00	766,000.00	0.00	0.00	766,000.00	0.00	0.00	0.00	0.00	0.00	0.00	0.00	0.00	0.00	0.00	766,000.00
75	ALLOTMENT FROM MAF (MOOE) / SR2022-09-1777	2022-06-20	Specific Budgets of National Government Agencies	101101	0.00	30,000.00	0.00	0.00	30,000.00	0.00	0.00	0.00	0.00	0.00	0.00	0.00	0.00	0.00	0.00	30,000.00
76	COMPREHENSIVE RELEASE PER ANNEX A AND A-1 OF NBC NO. 587 / SR2022-09-1777	2022-01-11	Specific Budgets of National Government Agencies	101101	0.00	36,000.00	0.00	0.00	36,000.00	0.00	0.00	0.00	0.00	0.00	0.00	0.00	0.00	0.00	0.00	36,000.00
77	COMPREHENSIVE RELEASE PER ANNEX A AND A-1 OF NBC NO. 587 / SR2022-09-1791	2022-01-11	Specific Budgets of National Government Agencies	101101	0.00	77,882.00	0.00	0.00	77,882.00	0.00	0.00	0.00	0.00	0.00	0.00	0.00	0.00	0.00	0.00	77,882.00
78	COMPREHENSIVE RELEASE PER ANNEX A AND A-1 OF NBC NO. 587 / SR2022-09-1817	2022-01-11	Specific Budgets of National Government Agencies	101101	0.00	946,000.00	0.00	0.00	946,000.00	0.00	0.00	0.00	0.00	0.00	0.00	0.00	0.00	0.00	0.00	946,000.00
79	COMPREHENSIVE RELEASE PER ANNEX A AND A-1 OF NBC NO. 587 / SR2022-09-1814	2022-01-11	Specific Budgets of National Government Agencies	101101	0.00	2,752,000.00	0.00	0.00	2,752,000.00	0.00	0.00	0.00	0.00	0.00	0.00	0.00	0.00	0.00	0.00	2,752,000.00
80	COMPREHENSIVE RELEASE PER ANNEX A AND A-1 OF NBC NO. 587 / SR2022-09-1892	2022-01-11	Specific Budgets of National Government Agencies	101101	0.00	0.00	0.00	250,000.00	250,000.00	0.00	0.00	0.00	0.00	0.00	0.00	0.00	0.00	250,000.00	0.00	250,000.00
81	COMPREHENSIVE RELEASE PER ANNEX A AND A-1 OF NBC NO. 587 / SR2022-09-1904	2022-01-11	Specific Budgets of National Government Agencies	101101	0.00	136,000.00	0.00	0.00	136,000.00	0.00	0.00	0.00	0.00	0.00	0.00	0.00	0.00	0.00	0.00	136,000.00
82	COMPREHENSIVE RELEASE PER ANNEX A AND A-1 OF NBC NO. 587 / SR2022-09-1919	2022-01-11	Specific Budgets of National Government Agencies	101101	0.00	655,011.00	0.00	0.00	655,011.00	0.00	0.00	0.00	0.00	0.00	0.00	0.00	0.00	0.00	0.00	655,011.00
83	COMPREHENSIVE RELEASE PER ANNEX A AND A-1 OF NBC NO. 587 / SR2022-09-1934	2022-01-11	Specific Budgets of National Government Agencies	101101	0.00	234,232														

Department : Department of the Interior and Local Government (DILG)
 Agency/Entity : Office of the Secretary
 Operating Unit : Regional Office - XI
 Organization Code (UACS) : 14 001 0300011
 Fund Cluster : 01 Regular Agency Fund
 (e.g. UACS Fund Cluster: 01-Regular Agency Fund, 02-Foreign Assisted Projects Fund, 03-Special Account-Locally Funded/Domestic Grants Fund, and 04-Special Account-Foreign Assisted/Foreign Grants Fund)

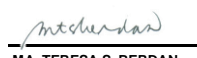
X	Current Year Appropriations
	Supplemental Appropriations
	Continuing Appropriations

Allotments/Sub-Allotments Reference			Funding Source	Allotments/Sub-Allotments received from CO/ROs/OUs						Sub-Allotments to ROs/OUs					Total Allotments/Net of Sub-allotments					
No.	Number	Date	Description	UACS Code	PS	MOOE	FinEx	CO	Sub-Total	PS	MOOE	FinEx	CO	TOTAL	PS	MOOE	FinEx	CO	TOTAL	
					6	7	8	9	10=(6+7+8+9)	11	12	13	14	15=	16=(6+11)	17=(7+12)	18=(8+13)	19=(9+14)	20=	
94	COMPREHENSIVE RELEASE PER ANNEX A AND A-1 OF NBC NO. 587 / SR2022-10-2156	2022-01-11	Specific Budgets of National Government Agencies	101101	0.00	55,000.00	0.00	0.00	55,000.00	0.00	0.00	0.00	0.00	0.00	0.00	55,000.00	0.00	0.00	0.00	55,000.00
95	COMPREHENSIVE RELEASE PER ANNEX A AND A-1 OF NBC NO. 587 / SR2022-10-2171	2022-01-11	Specific Budgets of National Government Agencies	101101	0.00	30,000.00	0.00	0.00	30,000.00	0.00	0.00	0.00	0.00	0.00	0.00	30,000.00	0.00	0.00	0.00	30,000.00
96	ALLOTMENT FROM MAF (MOOE) / SR2022-10-2228	2022-03-18	Specific Budgets of National Government Agencies	101101	0.00	22,600.00	0.00	0.00	22,600.00	0.00	0.00	0.00	0.00	0.00	0.00	22,600.00	0.00	0.00	0.00	22,600.00
97	SARO-BMB-D-22-009874 / SR2022-10-2267	2022-10-18	For payment of Personnel Benefits	105462	3,489,494.00	0.00	0.00	0.00	3,489,494.00	0.00	0.00	0.00	0.00	0.00	3,489,494.00	0.00	0.00	0.00	0.00	3,489,494.00
98	COMPREHENSIVE RELEASE PER ANNEX A AND A-1 OF NBC NO. 587 / SR2022-10-2284	2022-01-11	Specific Budgets of National Government Agencies	101101	0.00	24,000.00	0.00	0.00	24,000.00	0.00	0.00	0.00	0.00	0.00	0.00	24,000.00	0.00	0.00	0.00	24,000.00
99	COMPREHENSIVE RELEASE PER ANNEX A AND A-1 OF NBC NO. 587 / SR2022-10-2301	2022-01-11	Specific Budgets of National Government Agencies	101101	0.00	297,000.00	0.00	0.00	297,000.00	0.00	0.00	0.00	0.00	0.00	0.00	297,000.00	0.00	0.00	0.00	297,000.00
100	COMPREHENSIVE RELEASE PER ANNEX A AND A-1 OF NBC NO. 587 / SR2022-10-2362	2022-01-11	Specific Budgets of National Government Agencies	101101	0.00	314,500.00	0.00	0.00	314,500.00	0.00	0.00	0.00	0.00	0.00	0.00	314,500.00	0.00	0.00	0.00	314,500.00
101	COMPREHENSIVE RELEASE PER ANNEX A AND A-1 OF NBC NO. 587 / SR2022-10-2368	2022-01-11	Specific Budgets of National Government Agencies	101101	411,000.00	0.00	0.00	0.00	411,000.00	0.00	0.00	0.00	0.00	0.00	0.00	411,000.00	0.00	0.00	0.00	411,000.00
102	COMPREHENSIVE RELEASE PER ANNEX A AND A-1 OF NBC NO. 587 / SR2022-11-2380	2022-01-11	Specific Budgets of National Government Agencies	101101	0.00	10,000.00	0.00	0.00	10,000.00	0.00	0.00	0.00	0.00	0.00	0.00	10,000.00	0.00	0.00	0.00	10,000.00
103	COMPREHENSIVE RELEASE PER ANNEX A AND A-1 OF NBC NO. 587 / SR2022-11-2392	2022-01-11	Specific Budgets of National Government Agencies	101101	0.00	532,300.00	0.00	0.00	532,300.00	0.00	0.00	0.00	0.00	0.00	0.00	532,300.00	0.00	0.00	0.00	532,300.00
104	ALLOTMENT FROM MAF (MOOE) / SR2022-11-2387	2023-01-04	Specific Budgets of National Government Agencies	101101	0.00	50,000.00	0.00	0.00	50,000.00	0.00	0.00	0.00	0.00	0.00	0.00	50,000.00	0.00	0.00	0.00	50,000.00
105	COMPREHENSIVE RELEASE PER ANNEX A AND A-1 OF NBC NO. 587 / SR2022-11-2387	2022-01-11	Specific Budgets of National Government Agencies	101101	0.00	1,600,000.00	0.00	0.00	1,600,000.00	0.00	0.00	0.00	0.00	0.00	0.00	1,600,000.00	0.00	0.00	0.00	1,600,000.00
106	COMPREHENSIVE RELEASE PER ANNEX A AND A-1 OF NBC NO. 587 / SR2022-11-2392	2022-01-11	Specific Budgets of National Government Agencies	101101	0.00	270,000.00	0.00	0.00	270,000.00	0.00	0.00	0.00	0.00	0.00	0.00	270,000.00	0.00	0.00	0.00	270,000.00
107	COMPREHENSIVE RELEASE PER ANNEX A AND A-1 OF NBC NO. 587 / SR2022-11-2400	2022-01-11	Specific Budgets of National Government Agencies	101101	0.00	229,800.00	0.00	0.00	229,800.00	0.00	0.00	0.00	0.00	0.00	0.00	229,800.00	0.00	0.00	0.00	229,800.00
108	ALLOTMENT FROM MAF (MOOE) / SR2022-11-2466	2022-03-30	Specific Budgets of National Government Agencies	101101	0.00	30,000.00	0.00	0.00	30,000.00	0.00	0.00	0.00	0.00	0.00	0.00	30,000.00	0.00	0.00	0.00	30,000.00
109	COMPREHENSIVE RELEASE PER ANNEX A AND A-1 OF NBC NO. 587 / SR2022-11-2471	2022-01-11	Specific Budgets of National Government Agencies	101101	0.00	(314,500.00)	0.00	0.00	(314,500.00)	0.00	0.00	0.00	0.00	0.00	0.00	(314,500.00)	0.00	0.00	0.00	(314,500.00)
110	COMPREHENSIVE RELEASE PER ANNEX A AND A-1 OF NBC NO. 587 / SR2022-11-2484	2022-01-11	Specific Budgets of National Government Agencies	101101	0.00	218,941.00	0.00	0.00	218,941.00	0.00	0.00	0.00	0.00	0.00	0.00	218,941.00	0.00	0.00	0.00	218,941.00
111	ALLOTMENT FROM MAF (MOOE) / SR2022-12-2613	2022-09-28	Specific Budgets of National Government Agencies	101101	0.00	455,724.00	0.00	0.00	455,724.00	0.00	0.00	0.00	0.00	0.00	0.00	455,724.00	0.00	0.00	0.00	455,724.00
112	ALLOTMENT FROM MAF (MOOE) / SR2022-12-2621	2022-03-18	Specific Budgets of National Government Agencies	101101	0.00	89,300.00	0.00	0.00	89,300.00	0.00	0.00	0.00	0.00	0.00	0.00	89,300.00	0.00	0.00	0.00	89,300.00
113	SARO-BMB-D-22-0010334 / SR2022-12-2637	2022-11-10	Specific Budgets of National Government Agencies	101101	0.00	90,000,000.00	0.00	0.00	90,000,000.00	0.00	0.00	0.00	0.00	0.00	0.00	90,000,000.00	0.00	0.00	0.00	90,000,000.00
114	COMPREHENSIVE RELEASE PER ANNEX A AND A-1 OF NBC NO. 587 / SR2022-12-2641	2022-01-11	Specific Budgets of National Government Agencies	101101	0.00	95,259.00	0.00	0.00	95,259.00	0.00	0.00	0.00	0.00	0.00	0.00	95,259.00	0.00	0.00	0.00	95,259.00
115	ALLOTMENT FROM MAF (MOOE) / SR2022-12-2705	2022-03-18	Specific Budgets of National Government Agencies	101101	0.00	28,400.00	0.00	0.00	28,400.00	0.00	0.00	0.00	0.00	0.00	0.00	28,400.00	0.00	0.00	0.00	28,400.00
116	ALLOTMENT FROM MAF (MOOE) / SR2022-12-2712	2022-03-18	Specific Budgets of National Government Agencies	101101	0.00	7,300.00	0.00	0.00	7,300.00	0.00	0.00	0.00	0.00	0.00	0.00	7,300.00	0.00	0.00	0.00	7,300.00
117	ALLOTMENT FROM APSA / SR2022-12-2776	2022-10-12	Pension and Gratuity Fund	101407	426,000.00	0.00	0.00	0.00	426,000.00	0.00	0.00	0.00	0.00	0.00	0.00	426,000.00	0.00	0.00	0.00	426,000.00
118	COMPREHENSIVE RELEASE PER ANNEX A AND A-1 OF NBC NO. 587 / SR2022-12-2808	2022-01-11	Specific Budgets of National Government Agencies	101101	0.00	1,100,000.00	0.00	0.00	1,100,000.00	0.00	0.00	0.00	0.00	0.00	0.00	1,100,000.00	0.00	0.00	0.00	1,100,000.00
119	ALLOTMENT FROM MAF (MOOE) / SR2022-12-2816	2023-01-04	Specific Budgets of National Government Agencies	101101	0.00	5,000.00	0.00	0.00	5,000.00	0.00	0.00	0.00	0.00	0.00	0.00	5,000.00	0.00	0.00	0.00	5,000.00
120	ALLOTMENT FROM MAF (MOOE) / SR2022-12-2822	2022-03-18	Specific Budgets of National Government Agencies	101101	0.00	10,000.00	0.00	0.00	10,000.00	0.00	0.00	0.00	0.00	0.00	0.00	10,000.00	0.00	0.00	0.00	10,000.00
	Sub-Total					8,472,434.28	180,205,918.00	0.00	250,000.00	188,928,352.28	0.00	0.00	0.00	0.00	0.00	8,472,434.28	180,205,918.00	0.00	250,000.00	188,928,352.28
	Total Allotments					142,526,342.28	204,254,918.00	0.00	2,030,000.00	348,811,260.28	0.00	0.00	0.00	0.00	0.00	142,526,342.28	204,254,918.00	0.00	2,030,000.00	348,811,260.28
Summary by Funding Source Code:																				
Specific Budgets of National Government Agencies					101101	127,503,940.28	204,254,918.00	0.00	2,030,000.00	333,788,858.28	0.00	0.00	0.00	0.00	0.00	127,503,940.28	204,254,918.00	0.00	2,030,000.00	333,788,858.28
Pension and Gratuity Fund					101407	555,908.00	0.00	0.00	555,908.00	0.00	0.00	0.00	0.00	0.00	555,908.00	0.00	0.00	0.00	555,908.00	
Retirement and Life Insurance Premiums					104102	10,977,000.00	0.00	0.00	10,977,000.00	0.00	0.00	0.00	0.00	0.00	10,977,000.00	0.00	0.00	0.00	10,977,000.00	
For payment of Personnel Benefits					105462	3,489,494.00	0.00	0.00	3,489,494.00	0.00	0.00	0.00	0.00	0.00	3,489,494.00	0.00	0.00	0.00	3,489,494.00	


Certified Correct:


FAYE ASTORETH R. YU
 Budget Officer
 Date: January 26, 2023


Certified Correct:


MA. TERESA S. BERDAN
 Regional Accountant
 Date: January 26, 2023

Recommending Approval:


GALE MARIE S. GRAVADOR
 Chief, FAD
 Date: January 26, 2023

Approved By:


ALEX C. ROLDAN, CESO V
 Regional Director
 Date: January 26, 2023

**List of Allotments and Sub-Allotments
As at the quarter ending December 31, 2022**

Department: Department of the Interior and Local Government (DILG)
 Agency: Office of the Secretary
 Operating Unit: Regional Office - XI
 Organization Code (UACS): 14 001 0300011
 Fund Cluster: 01 Regular Agency Fund
 (e.g. UACS Fund Cluster: 01-Regular Agency Fund, 02-Foreign Assisted Projects Fund, 03-Special Account-Locally Funded/Domestic Grants Fund, and 04-Special Account-Foreign Assisted/Foreign

	Current Year Appropriations
	Supplemental Appropriations
X	Continuing Appropriations

Allotments/Sub-Allotments Reference			Funding Source		Allotments/Sub-Allotments received from CO/ROs/OUs					Sub-Allotments to ROs/OUs					Total Allotments/Net of Sub-allotments					
No.	Number	Date	Description	UACS Code	PS	MOOE	FinEx	CO	Sub-Total	PS	MOOE	FinEx	CO	TOTAL	PS	MOOE	FinEx	CO	TOTAL	
1	2	3	4	5	6	7	8	9	10=(6+7+8+9)	11	12	13	14	15=	16=(6+11)	17=(7+12)	18=(8+13)	19=(9+14)	20=	
B. Balance From GAA/SARO/Sub-Allotment(Prior																				
1	COMPREHENSIVE RELEASE PER ANNEX A AND A-1 OF NBC NO. 583	2021-01-11	Specific Budgets of National Government Agencies	102101	0.00	2,912,413.29	0.00	0.00	2,912,413.29	0.00	0.00	0.00	0.00	0.00	0.00	2,912,413.29	0.00	0.00	0.00	2,912,413.29
2	COMPREHENSIVE RELEASE PER ANNEX A AND A-1 OF NBC NO. 583	2021-01-11	Specific Budgets of National Government Agencies	102101	0.00	213,106.79	0.00	0.00	213,106.79	0.00	0.00	0.00	0.00	0.00	0.00	213,106.79	0.00	0.00	0.00	213,106.79
3	SA 2021-02-0086	2021-02-04	Specific Budgets of National Government Agencies	102101	0.00	800.00	0.00	0.00	800.00	0.00	0.00	0.00	0.00	0.00	0.00	800.00	0.00	0.00	0.00	800.00
4	SA2021-01-0014	2021-01-18	Specific Budgets of National Government Agencies	102101	0.00	1,935.73	0.00	0.00	1,935.73	0.00	0.00	0.00	0.00	0.00	0.00	1,935.73	0.00	0.00	0.00	1,935.73
5	SA2021-01-0028	2021-02-24	Specific Budgets of National Government Agencies	102101	0.00	35,000.00	0.00	0.00	35,000.00	0.00	0.00	0.00	0.00	0.00	0.00	35,000.00	0.00	0.00	0.00	35,000.00
6	SA2021-02-0049	2021-02-02	Specific Budgets of National Government Agencies	102101	0.00	33.45	0.00	0.00	33.45	0.00	0.00	0.00	0.00	0.00	0.00	33.45	0.00	0.00	0.00	33.45
7	SA2021-02-0065	2021-02-02	Specific Budgets of National Government Agencies	102101	0.00	50.12	0.00	0.00	50.12	0.00	0.00	0.00	0.00	0.00	0.00	50.12	0.00	0.00	0.00	50.12
8	SA2021-02-0150	2021-02-11	Specific Budgets of National Government Agencies	102101	0.00	1,159,667.74	0.00	0.00	1,159,667.74	0.00	0.00	0.00	0.00	0.00	0.00	1,159,667.74	0.00	0.00	0.00	1,159,667.74
9	SA2021-02-0157	2021-02-15	Specific Budgets of National Government Agencies	102101	0.00	27,400.00	0.00	0.00	27,400.00	0.00	0.00	0.00	0.00	0.00	0.00	27,400.00	0.00	0.00	0.00	27,400.00
10	SA2021-02-0164	2021-02-15	Specific Budgets of National Government Agencies	102101	0.00	13,000.00	0.00	0.00	13,000.00	0.00	0.00	0.00	0.00	0.00	0.00	13,000.00	0.00	0.00	0.00	13,000.00
11	SA2021-02-0273	2021-02-23	Specific Budgets of National Government Agencies	102101	0.00	8,412.00	0.00	0.00	8,412.00	0.00	0.00	0.00	0.00	0.00	0.00	8,412.00	0.00	0.00	0.00	8,412.00
12	SA2021-03-0327	2021-03-03	Specific Budgets of National Government Agencies	102101	0.00	41,250.00	0.00	0.00	41,250.00	0.00	0.00	0.00	0.00	0.00	0.00	41,250.00	0.00	0.00	0.00	41,250.00
13	SA2021-03-0339	2021-03-04	Specific Budgets of National Government Agencies	102101	0.00	1,000.00	0.00	0.00	1,000.00	0.00	0.00	0.00	0.00	0.00	0.00	1,000.00	0.00	0.00	0.00	1,000.00
14	SA2021-03-0370	2021-03-04	Specific Budgets of National Government Agencies	102101	0.00	20,036.00	0.00	0.00	20,036.00	0.00	0.00	0.00	0.00	0.00	0.00	20,036.00	0.00	0.00	0.00	20,036.00
15	SA2021-03-0458	2021-03-10	Specific Budgets of National Government Agencies	102101	0.00	165,174.51	0.00	0.00	165,174.51	0.00	0.00	0.00	0.00	0.00	0.00	165,174.51	0.00	0.00	0.00	165,174.51
16	SA2021-03-0473	2021-03-10	Specific Budgets of National Government Agencies	102101	0.00	504.00	0.00	0.00	504.00	0.00	0.00	0.00	0.00	0.00	0.00	504.00	0.00	0.00	0.00	504.00
17	SA2021-03-0494	2021-03-11	Specific Budgets of National Government Agencies	102101	0.00	47,400.00	0.00	0.00	47,400.00	0.00	0.00	0.00	0.00	0.00	0.00	47,400.00	0.00	0.00	0.00	47,400.00
18	SA2021-03-0511	2021-03-12	Specific Budgets of National Government Agencies	102101	0.00	83,790.00	0.00	0.00	83,790.00	0.00	0.00	0.00	0.00	0.00	0.00	83,790.00	0.00	0.00	0.00	83,790.00
19	SA2021-04-0601	2021-04-05	Specific Budgets of National Government Agencies	102101	0.00	54,425.00	0.00	0.00	54,425.00	0.00	0.00	0.00	0.00	0.00	0.00	54,425.00	0.00	0.00	0.00	54,425.00
20	SA2021-04-0616	2021-04-05	Specific Budgets of National Government Agencies	102101	0.00	504.00	0.00	0.00	504.00	0.00	0.00	0.00	0.00	0.00	0.00	504.00	0.00	0.00	0.00	504.00
21	SA2021-04-0631	2021-04-05	Specific Budgets of National Government Agencies	102101	0.00	32,172.00	0.00	0.00	32,172.00	0.00	0.00	0.00	0.00	0.00	0.00	32,172.00	0.00	0.00	0.00	32,172.00
22	SA2021-04-0647	2021-04-05	Specific Budgets of National Government Agencies	102101	0.00	2,600.50	0.00	0.00	2,600.50	0.00	0.00	0.00	0.00	0.00	0.00	2,600.50	0.00	0.00	0.00	2,600.50
23	SA2021-04-0660	2021-04-05	Specific Budgets of National Government Agencies	102101	0.00	8,100.00	0.00	0.00	8,100.00	0.00	0.00	0.00	0.00	0.00	0.00	8,100.00	0.00	0.00	0.00	8,100.00
24	SA2021-04-0691	2021-04-16	Specific Budgets of National Government Agencies	102101	0.00	12,250.00	0.00	0.00	12,250.00	0.00	0.00	0.00	0.00	0.00	0.00	12,250.00	0.00	0.00	0.00	12,250.00
25	SA2021-04-0692	2021-04-21	Specific Budgets of National Government Agencies	102101	0.00	42,000.00	0.00	0.00	42,000.00	0.00	0.00	0.00	0.00	0.00	0.00	42,000.00	0.00	0.00	0.00	42,000.00
26	SA2021-04-0715	2021-04-23	Specific Budgets of National Government Agencies	102101	0.00	12,947.92	0.00	0.00	12,947.92	0.00	0.00	0.00	0.00	0.00	0.00	12,947.92	0.00	0.00	0.00	12,947.92
27	SA2021-04-0726	2021-04-28	Specific Budgets of National Government Agencies	102101	0.00	39,900.00	0.00	0.00	39,900.00	0.00	0.00	0.00	0.00	0.00	0.00	39,900.00	0.00	0.00	0.00	39,900.00
28	SA2021-05-0791	2021-05-04	Specific Budgets of National Government Agencies	102101	0.00	22,260.00	0.00	0.00	22,260.00	0.00	0.00	0.00	0.00	0.00	0.00	22,260.00	0.00	0.00	0.00	22,260.00
29	SA2021-05-0872	2021-05-28	Specific Budgets of National Government Agencies	102101	0.00	9,000.00	0.00	0.00	9,000.00	0.00	0.00	0.00	0.00	0.00	0.00	9,000.00	0.00	0.00	0.00	9,000.00
30	SA2021-06-0912	2021-06-08	Specific Budgets of National Government Agencies	102101	0.00	71,776.00	0.00	0.00	71,776.00	0.00	0.00	0.00	0.00	0.00	0.00	71,776.00	0.00	0.00	0.00	71,776.00
31	SA2021-06-1045	2021-06-28	Specific Budgets of National Government Agencies	102101	0.00	15,000.00	0.00	0.00	15,000.00	0.00	0.00	0.00	0.00	0.00	0.00	15,000.00	0.00	0.00	0.00	15,000.00
32	SA2021-06-1063	2021-06-29	Specific Budgets of National Government Agencies	102101	0.00	13,184.15	0.00	0.00	13,184.15	0.00	0.00	0.00	0.00	0.00	0.00	13,184.15	0.00	0.00	0.00	13,184.15
33	SA2021-07-1079	2021-07-01	Specific Budgets of National Government Agencies	102101	0.00	576,411.21	0.00	0.00	576,411.21	0.00	0.00	0.00	0.00	0.00	0.00	576,411.21	0.00	0.00	0.00	576,411.21
34	SA2021-07-1106	2021-07-02	Specific Budgets of National Government Agencies	102101	0.00	2,500.00	0.00	0.00	2,500.00	0.00	0.00	0.00	0.00	0.00	0.00	2,500.00	0.00	0.00	0.00	2,500.00
35	SA2021-07-1130	2021-07-06	Specific Budgets of National Government Agencies	102101	0.00	2,560.00	0.00	0.00	2,560.00	0.00	0.00	0.00	0.00	0.00	0.00	2,560.00	0.00	0.00	0.00	2,560.00
36	SA2021-07-1146	2021-07-06	Specific Budgets of National Government Agencies	102101	0.00	57,741.00	0.00	0.00	57,741.00	0.00	0.00	0.00	0.00	0.00	0.00	57,741.00	0.00	0.00	0.00	57,741.00
37	SA2021-07-1230	2021-07-14	Specific Budgets of National Government Agencies	102101	0.00	137,400.00	0.00	0.00	137,400.00	0.00	0.00	0.00	0.00	0.00	0.00	137,400.00	0.00	0.00	0.00	137,400.00
38	SA2021-07-1270	2021-07-16	Specific Budgets of National Government Agencies	102101	0.00	7,200.00	0.00	0.00	7,200.00	0.00	0.00	0.00	0.00	0.00	0.00	7,200.00	0.00	0.00	0.00	7,200.00
39	SA2021-07-1283	2021-07-19	Specific Budgets of National Government Agencies	102101	0.00	1,239.20	0.00	0.00	1,239.20	0.00	0.00	0.00	0.00	0.00	0.00	1,239.20	0.00	0.00	0.00	1,239.20
40	SA2021-07-1335	2021-07-26	Specific Budgets of National Government Agencies	102101	0.00	110,000.00	0.00	0.00	110,000.00	0.00	0.00	0.00	0.00	0.00	0.00	110,000.00	0.00	0.00	0.00	110,000.00
41	SA2021-07-1349	2021-07-26	Specific Budgets of National Government Agencies	102101	0.00	28,000.00	0.00	0.00	28,000.00	0.00	0.00	0.00	0.00	0.00	0.00	28,000.00	0.00	0.00	0.00	28,000.00
42	SA2021-07-1376	2021-07-29	Specific Budgets of National Government Agencies	102101	0.00	34,798.75	0.00	0.00	34,798.75	0.00	0.00	0.00	0.00	0.00	0.00	34,798.75	0.00	0.00	0.00	34,798.75
43	SA2021-08-1454	2021-08-04	Specific Budgets of National Government Agencies	102101	0.00	5,720.00	0.00	0.00	5,720.00	0.00	0.00	0.00	0.00	0.00	0.00	5,720.00	0.00	0.00	0.00	5,720.00
44	SA2021-08-1485	2021-08-09	Specific Budgets of National Government Agencies	102101	0.00	7,173,923.86	0.00	0.00	7,173,923.86	0.00	0.00	0.00	0.00	0.00	0.00	7,173,923.86	0.00	0.00	0.00	7,173,923.86
45	SA2021-08-1554	2021-08-16	Specific Budgets of National Government Agencies	102101	0.00	538,251.50	0.00	0.00	538,251.50	0.00	0.00	0.00	0.00	0.00	0.00	538,251.50	0.00	0.00	0.00	538,251.50
46	SA2021-08-1570</																			

Department: Department of the Interior and Local Government (DILG)

Agency: Office of the Secretary

Operating Unit: Regional Office - XI

Organization Code (UACS) 14 001 0300011

Fund Cluster: 01 Regular Agency Fund

(e.g. UACS Fund Cluster: 01-Regular Agency Fund, 02-Foreign Assisted Projects Fund, 03-Special Account-Locally Funded/Domestic Grants Fund, and 04-Special Account-Foreign Assisted/Foreign

	Current Year Appropriations
	Supplemental Appropriations
X	Continuing Appropriations

Allotments/Sub-Allotments Reference			Funding Source		Allotments/Sub-Allotments received from CO/ROs/OUs					Sub-Allotments to ROs/OUs					Total Allotments/Net of Sub-allotments					
No.	Number	Date	Description	UACS Code	PS	MOOE	FinEx	CO	Sub-Total	PS	MOOE	FinEx	CO	TOTAL	PS	MOOE	FinEx	CO	TOTAL	
1	2	3	4	5	6	7	8	9	10=(6+7+8+9)	11	12	13	14	15=	16=(6+11)	17=(7+12)	18=(8+13)	19=(9+14)	20=	
50	SA2021-09-1768	2021-09-01	Specific Budgets of National Government Agencies	102101	0.00	54,785.67	0.00	0.00	54,785.67	0.00	0.00	0.00	0.00	0.00	0.00	0.00	0.00	0.00	0.00	54,785.67
51	SA2021-09-1777	2021-09-01	Specific Budgets of National Government Agencies	102101	0.00	67,911.00	0.00	0.00	67,911.00	0.00	0.00	0.00	0.00	0.00	0.00	0.00	0.00	0.00	0.00	67,911.00
52	SA2021-09-1797	2021-09-02	Specific Budgets of National Government Agencies	102101	0.00	77,113.05	0.00	0.00	77,113.05	0.00	0.00	0.00	0.00	0.00	0.00	0.00	0.00	0.00	0.00	77,113.05
53	SA2021-09-1842	2021-09-09	Specific Budgets of National Government Agencies	102101	0.00	2,606.00	0.00	0.00	2,606.00	0.00	0.00	0.00	0.00	0.00	0.00	0.00	0.00	0.00	0.00	2,606.00
54	SA2021-09-1856	2021-09-09	Specific Budgets of National Government Agencies	102101	0.00	65,789.00	0.00	0.00	65,789.00	0.00	0.00	0.00	0.00	0.00	0.00	0.00	0.00	0.00	0.00	65,789.00
55	SA2021-09-1943	2021-09-23	Specific Budgets of National Government Agencies	102101	0.00	36,970.00	0.00	0.00	36,970.00	0.00	0.00	0.00	0.00	0.00	0.00	0.00	0.00	0.00	0.00	36,970.00
56	SA2021-10-2015	2021-10-06	Specific Budgets of National Government Agencies	102101	0.00	140,529.00	0.00	0.00	140,529.00	0.00	0.00	0.00	0.00	0.00	0.00	0.00	0.00	0.00	0.00	140,529.00
57	SA2021-10-2031	2021-10-06	Specific Budgets of National Government Agencies	102101	0.00	31,201.00	0.00	0.00	31,201.00	0.00	0.00	0.00	0.00	0.00	0.00	0.00	0.00	0.00	0.00	31,201.00
58	SA2021-10-2034	2021-11-06	Specific Budgets of National Government Agencies	102101	0.00	440,908.39	0.00	0.00	440,908.39	0.00	0.00	0.00	0.00	0.00	0.00	0.00	0.00	0.00	0.00	440,908.39
59	SA2021-10-2035	2021-10-11	Specific Budgets of National Government Agencies	102101	0.00	295,018.35	0.00	0.00	295,018.35	0.00	0.00	0.00	0.00	0.00	0.00	0.00	0.00	0.00	0.00	295,018.35
60	SA2021-10-2069	2021-10-15	Specific Budgets of National Government Agencies	102101	0.00	82,381.00	0.00	0.00	82,381.00	0.00	0.00	0.00	0.00	0.00	0.00	0.00	0.00	0.00	0.00	82,381.00
61	SA2021-10-2099	2021-10-19	Specific Budgets of National Government Agencies	102101	0.00	32,757.00	0.00	0.00	32,757.00	0.00	0.00	0.00	0.00	0.00	0.00	0.00	0.00	0.00	0.00	32,757.00
62	SA2021-10-2371	2021-12-07	Specific Budgets of National Government Agencies	102101	0.00	261,000.00	0.00	0.00	261,000.00	0.00	0.00	0.00	0.00	0.00	0.00	0.00	0.00	0.00	0.00	261,000.00
63	SA2021-11-2183	2021-11-02	Specific Budgets of National Government Agencies	102101	0.00	106,050.00	0.00	0.00	106,050.00	0.00	0.00	0.00	0.00	0.00	0.00	0.00	0.00	0.00	0.00	106,050.00
64	SA2021-11-2191	2021-11-03	Specific Budgets of National Government Agencies	102101	0.00	89,610.00	0.00	0.00	89,610.00	0.00	0.00	0.00	0.00	0.00	0.00	0.00	0.00	0.00	0.00	89,610.00
65	SA2021-11-2193	2021-11-03	Specific Budgets of National Government Agencies	102101	0.00	4,980.00	0.00	0.00	4,980.00	0.00	0.00	0.00	0.00	0.00	0.00	0.00	0.00	0.00	0.00	4,980.00
66	SA2021-11-2312	2021-11-22	Specific Budgets of National Government Agencies	102101	0.00	12,782.00	0.00	0.00	12,782.00	0.00	0.00	0.00	0.00	0.00	0.00	0.00	0.00	0.00	0.00	12,782.00
67	SA2021-12-2474	2021-12-31	Specific Budgets of National Government Agencies	102101	0.00	1,207.00	0.00	0.00	1,207.00	0.00	0.00	0.00	0.00	0.00	0.00	0.00	0.00	0.00	0.00	1,207.00
68	SARO-BMB-D-21-0010827	2021-11-02	Specific Budgets of National Government Agencies	102101	0.00	0.00	0.00	7,200,542.63	7,200,542.63	0.00	0.00	0.00	0.00	0.00	0.00	0.00	0.00	0.00	0.00	7,200,542.63
69	SR2021-02-0097	2021-02-05	Specific Budgets of National Government Agencies	102101	0.00	3,000.00	0.00	0.00	3,000.00	0.00	0.00	0.00	0.00	0.00	0.00	0.00	0.00	0.00	0.00	3,000.00
Sub-TotaL						0.00	15,809,776.74	0.00	7,200,542.63	23,010,319.37	0.00	0.00	0.00	0.00	0.00	0.00	0.00	0.00	0.00	15,809,776.74
D. Sub-allotments received from Central Office/Regional Office(Prior Year)																				
1	BMB-D-21-000774/SR2022-02-0432	22-Feb-2022	Specific Budgets of National Government Agencies	102101	0.00	864,051.00	0.00	0.00	864,051.00	0.00	0.00	0.00	0.00	0.00	0.00	0.00	0.00	0.00	0.00	864,051.00
2	BMB-D-21-0006791/SR2022-01-0063	24-Jan-2022	Contingent Fund	102402	0.00	2,166,705.00	0.00	0.00	2,166,705.00	0.00	0.00	0.00	0.00	0.00	0.00	0.00	0.00	0.00	0.00	2,166,705.00
3	BMB-D-21-0014156/SR2022-02-0197	02-Feb-2022	Specific Budgets of National Government Agencies	102101	0.00	23,054,456.00	0.00	0.00	23,054,456.00	0.00	0.00	0.00	0.00	0.00	0.00	0.00	0.00	0.00	0.00	23,054,456.00
4	BMB-D-21-0014156/SR2022-06-1076	16-Jun-2022	Specific Budgets of National Government Agencies	102101	0.00	52,500.00	0.00	0.00	52,500.00	0.00	0.00	0.00	0.00	0.00	0.00	0.00	0.00	0.00	0.00	52,500.00
5	BMB-D-22-000192/SR2022-01-0105	26-Jan-2022	Barangay Officials Death Benefits	102256	0.00	58,000.00	0.00	0.00	58,000.00	0.00	0.00	0.00	0.00	0.00	0.00	0.00	0.00	0.00	0.00	58,000.00
6	BMB-D-22-000193/SR2022-01-0117	26-Jan-2022	Barangay Officials Death Benefits	102256	0.00	58,000.00	0.00	0.00	58,000.00	0.00	0.00	0.00	0.00	0.00	0.00	0.00	0.00	0.00	0.00	58,000.00
7	BMB-D-22-000528/SR2022-01-0172	28-Jan-2022	Barangay Officials Death Benefits	102256	0.00	46,000.00	0.00	0.00	46,000.00	0.00	0.00	0.00	0.00	0.00	0.00	0.00	0.00	0.00	0.00	46,000.00
8	BMB-D-22-0001369/SR2022-02-0277	07-Feb-2022	Barangay Officials Death Benefits	102256	0.00	24,000.00	0.00	0.00	24,000.00	0.00	0.00	0.00	0.00	0.00	0.00	0.00	0.00	0.00	0.00	24,000.00
9	BMB-D-22-0001741/SR2022-02-0389	17-Feb-2022	Barangay Officials Death Benefits	102256	0.00	60,000.00	0.00	0.00	60,000.00	0.00	0.00	0.00	0.00	0.00	0.00	0.00	0.00	0.00	0.00	60,000.00
10	BMB-D-22-0002350/SR2022-02-0476	23-Feb-2022	Barangay Officials Death Benefits	102256	0.00	24,000.00	0.00	0.00	24,000.00	0.00	0.00	0.00	0.00	0.00	0.00	0.00	0.00	0.00	0.00	24,000.00
11	BMB-D-22-0002410/SR2022-03-0535	03-Mar-2022	Barangay Officials Death Benefits	102256	0.00	34,000.00	0.00	0.00	34,000.00	0.00	0.00	0.00	0.00	0.00	0.00	0.00	0.00	0.00	0.00	34,000.00
12	BMB-D-22-0002558/SR2022-03-0590	15-Mar-2022	Barangay Officials Death Benefits	102256	0.00	12,000.00	0.00	0.00	12,000.00	0.00	0.00	0.00	0.00	0.00	0.00	0.00	0.00	0.00	0.00	12,000.00
13	BMB-D-22-0002680/SR2022-03-0607	18-Mar-2022	Barangay Officials Death Benefits	102256	0.00	12,000.00	0.00	0.00	12,000.00	0.00	0.00	0.00	0.00	0.00	0.00	0.00	0.00	0.00	0.00	12,000.00
14	BMB-D-22-0002692/SR2022-03-0614	18-Mar-2022	Barangay Officials Death Benefits	102256	0.00	34,000.00	0.00	0.00	34,000.00	0.00	0.00	0.00	0.00	0.00	0.00	0.00	0.00	0.00	0.00	34,000.00
15	BMB-D-22-0003512/SR2022-04-0685	04-Apr-2022	Barangay Officials Death Benefits	102256	0.00	36,000.00	0.00	0.00	36,000.00	0.00	0.00	0.00	0.00	0.00	0.00	0.00	0.00	0.00	0.00	36,000.00
16	BMB-D-22-0003537/SR2022-04-0710	05-Apr-2022	Barangay Officials Death Benefits	102256	0.00	36,000.00	0.00	0.00	36,000.00	0.00	0.00	0.00	0.00	0.00	0.00	0.00	0.00	0.00	0.00	36,000.00
17	BMB-D-22-0003555/SR2022-04-0724	06-Apr-2022	Barangay Officials Death Benefits	102256	0.00	34,000.00	0.00	0.00	34,000.00	0.00	0.00	0.00	0.00	0.00	0.00	0.00	0.00	0.00	0.00	34,000.00
18	BMB-D-22-0003617/SR2022-04-0806	19-Apr-2022	Barangay Officials Death Benefits	102256	0.00	156,000.00	0.00	0.00	156,000.00	0.00	0.00	0.00	0.00	0.00	0.00	0.00	0.00	0.00	0.00	156,000.00
19	BMB-D-22-0003727/SR2022-04-0854	27-Apr-2022	Barangay Officials Death Benefits	102256	0.00	24,000.00	0.00	0.00	24,000.00	0.00	0.00	0.00	0.00	0.00	0.00	0.00	0.00	0.00	0.00	24,000.00
20	BMB-D-22-0003894/SR2022-05-0951	12-May-2022	Barangay Officials Death Benefits	102256	0.00	12,000.00	0.00	0.00	12,000.00	0.00	0.00	0.00	0.00	0.00	0.00	0.00	0.00	0.00	0.00	12,000.00
21	BMB-D-22-0004280/SR2022-05-1003	27-May-2022	Barangay Officials Death Benefits	102256	0.00	36,000.00	0.00	0.00	36,000.00	0.00	0.00	0.00	0.00	0.00	0.00	0.00	0.00	0.00	0.00	36,000.00
22	BMB-D-22-0004594/SR2022-06-1041	08-Jun-2022	Barangay Officials Death Benefits	102256	0.00	22,000.00	0.00	0.00	22,000.00	0.00	0.00	0.00	0.00	0.00	0.00	0.00	0.00	0.00	0.00	22,000.00
23	BMB-D-22-0004874/SR2022-06-1176	23-Jun-2022	Barangay Officials Death Benefits	102256	0.00	58,000.00	0.00	0.00	58,000.00	0.00	0.00	0.00	0.00	0.00	0.00	0.00	0.00	0.00	0.00	58,000.00
24	BMB-D-22-0005160/SR2022-06-1205	27-Jun-2022	Barangay Officials Death Benefits	102256	0.00	24,000.00	0.00	0.00	24,000.00	0.00	0.00	0.00	0.0							

Department: Department of the Interior and Local Government (DILG)

Agency: Office of the Secretary

Operating Unit: Regional Office - XI


Organization Code (UACS): 14 001 0300011


Fund Cluster: 01 Regular Agency Fund

(e.g. UACS Fund Cluster: 01-Regular Agency Fund, 02-Foreign Assisted Projects Fund, 03-Special Account-Locally Funded/Domestic Grants Fund, and 04-Special Account-Foreign Assisted/Foreign

	Current Year Appropriations
	Supplemental Appropriations
X	Continuing Appropriations


Allotments/Sub-Allotments Reference			Funding Source	Allotments/Sub-Allotments received from CO/ROs/OUs						Sub-Allotments to ROs/OUs					Total Allotments/Net of Sub-allotments					
No.	Number	Date	Description	UACS Code	PS	MOOE	FinEx	CO	Sub-Total	PS	MOOE	FinEx	CO	TOTAL	PS	MOOE	FinEx	CO	TOTAL	
1	2	3	4	5	6	7	8	9	10=(6+7+8+9)	11	12	13	14	15=	16=(6+11)	17=(7+12)	18=(8+13)	19=(9+14)	20=	
33	BMB-D-22-0010718/SR2022-11-2532	29-Nov-2022	Barangay Officials Death Benefits	102256	0.00	60,000.00	0.00	0.00	60,000.00	0.00	0.00	0.00	0.00	0.00	0.00	60,000.00	0.00	0.00	0.00	60,000.00
34	BMB-D-22-0010923/SR2022-11-2547	29-Nov-2022	Barangay Officials Death Benefits	102256	0.00	34,000.00	0.00	0.00	34,000.00	0.00	0.00	0.00	0.00	0.00	0.00	34,000.00	0.00	0.00	0.00	34,000.00
35	BMB-D-22-0010956/SR2022-12-2601	02-Dec-2022	Barangay Officials Death Benefits	102256	0.00	24,000.00	0.00	0.00	24,000.00	0.00	0.00	0.00	0.00	0.00	0.00	24,000.00	0.00	0.00	0.00	24,000.00
36	BMB-D-22-0011893/SR2022-12-2685	19-Dec-2022	Barangay Officials Death Benefits	102256	0.00	24,000.00	0.00	0.00	24,000.00	0.00	0.00	0.00	0.00	0.00	0.00	24,000.00	0.00	0.00	0.00	24,000.00
37	BMB-D-22-0012482/SR2022-12-2789	29-Dec-2022	Barangay Officials Death Benefits	102256	0.00	70,000.00	0.00	0.00	70,000.00	0.00	0.00	0.00	0.00	0.00	0.00	70,000.00	0.00	0.00	0.00	70,000.00
38	GAA FY 2021/SR2022-02-0510	23-Feb-2022	Specific Budgets of National Government Agencies	102101	0.00	130,000.00	0.00	0.00	130,000.00	0.00	0.00	0.00	0.00	0.00	0.00	130,000.00	0.00	0.00	0.00	130,000.00
39	GAA FY 2021/SR2022-11-2451	16-Nov-2022	Specific Budgets of National Government Agencies	102101	0.00	20,000.00	0.00	0.00	20,000.00	0.00	0.00	0.00	0.00	0.00	0.00	20,000.00	0.00	0.00	0.00	20,000.00
40	GAA FY2021/SR2022-04-0752	07-Apr-2022	Specific Budgets of National Government Agencies	102101	0.00	266,000.00	0.00	0.00	266,000.00	0.00	0.00	0.00	0.00	0.00	0.00	266,000.00	0.00	0.00	0.00	266,000.00
41	GAA FY2021/SR2022-04-0786	11-Apr-2022	Specific Budgets of National Government Agencies	102101	0.00	1,300,000.00	0.00	0.00	1,300,000.00	0.00	0.00	0.00	0.00	0.00	0.00	1,300,000.00	0.00	0.00	0.00	1,300,000.00
42	GAA FY2021/SR2022-06-1192	27-Jun-2022	Specific Budgets of National Government Agencies	102101	0.00	305,042.00	0.00	0.00	305,042.00	0.00	0.00	0.00	0.00	0.00	0.00	305,042.00	0.00	0.00	0.00	305,042.00
43	GAA FY2021/SR2022-06-1251	29-Jun-2022	Specific Budgets of National Government Agencies	102101	0.00	200,000.00	0.00	0.00	200,000.00	0.00	0.00	0.00	0.00	0.00	0.00	200,000.00	0.00	0.00	0.00	200,000.00
44	GAA FY2021/SR2022-07-1312	12-Jul-2022	Specific Budgets of National Government Agencies	102101	0.00	568,000.00	0.00	0.00	568,000.00	0.00	0.00	0.00	0.00	0.00	0.00	568,000.00	0.00	0.00	0.00	568,000.00
45	GAA FY2021/SR2022-08-1549	10-Aug-2022	Specific Budgets of National Government Agencies	102101	0.00	407,700.00	0.00	0.00	407,700.00	0.00	0.00	0.00	0.00	0.00	0.00	407,700.00	0.00	0.00	0.00	407,700.00
46	GAA FY2021/SR2022-08-1592	16-Aug-2022	Specific Budgets of National Government Agencies	102101	0.00	580,000.00	0.00	0.00	580,000.00	0.00	0.00	0.00	0.00	0.00	0.00	580,000.00	0.00	0.00	0.00	580,000.00
47	GAA FY2021/SR2022-09-1806	05-Sep-2022	Specific Budgets of National Government Agencies	102101	0.00	563,400.00	0.00	0.00	563,400.00	0.00	0.00	0.00	0.00	0.00	0.00	563,400.00	0.00	0.00	0.00	563,400.00
	Sub-Total				0.00	31,793,854.00	0.00	0.00	31,793,854.00	0.00	0.00	0.00	0.00	0.00	0.00	31,793,854.00	0.00	0.00	0.00	31,793,854.00
	Total Allotments				0.00	47,603,630.74	0.00	7,200,542.63	54,804,173.37	0.00	0.00	0.00	0.00	0.00	0.00	47,603,630.74	0.00	7,200,542.63	54,804,173.37	
	Summary by Funding Source Code:																			
	Specific Budgets of National Government Agencies			102101	0.00	44,120,925.74	0.00	7,200,542.63	51,321,468.37	0.00	0.00	0.00	0.00	0.00	0.00	44,120,925.74	0.00	7,200,542.63	51,321,468.37	
	Barangay Officials Death Benefits			102256	0.00	1,316,000.00	0.00	0.00	1,316,000.00	0.00	0.00	0.00	0.00	0.00	0.00	1,316,000.00	0.00	0.00	1,316,000.00	
	Contingent Fund			102402	0.00	2,166,705.00	0.00	0.00	2,166,705.00	0.00	0.00	0.00	0.00	0.00	0.00	2,166,705.00	0.00	0.00	2,166,705.00	

Certified Correct:

FAYE ASTORETH R. YU
 Budget Officer
 Date: January 26, 2023

Certified Correct:

MA. TERESA S. BERDAN
 Regional Accountant
 Date: January 26, 2023

Recommending Approval:

SALE MARIE S. GRAVADOR
 Chief, FAD
 Date: January 26, 2023

Approved By:

ALEX C. ROLDAN, CESO V
 Regional Director
 Date: January 26, 2023

AGING OF UNPAID OBLIGATIONS
As at December 31, 2022

Department: Department of the Interior and Local Government (DILG)
 Agency: Office of the Secretary
 Operating Unit: Regional Office - XI
 Organization Code (UACS) : 14 001 0300011

Name of Creditors	Obligation Request and Status			AGING OF UNPAID OBLIGATIONS							Remarks
	Number	Date	Amount	Amount	90 days & below	91 to 180 days	181 to 270 days	271 to 365/366 days	More than 1 year but less than 2 years	More than 2 years	
1	2	3	4	5=(6+7+8+9+10+11)	6	7	8	9	10	11	12
A. Due and Demandable Obligations(Accounts Payable)*			7,250,147.14	7,250,147.14	7,250,147.14	0.00	0.00	0.00	0.00	0.00	0.00
A.1 Current Year's Appropriations			7,250,147.14	7,250,147.14	7,250,147.14	0.00	0.00	0.00	0.00	0.00	0.00
Personnel Services			2,937,877.75	2,937,877.75	2,937,877.75	0.00	0.00	0.00	0.00	0.00	0.00
Brenda Salarda	2-101-101-2022-12-03138	2022-12-13	39,117.09	39,117.09	39,117.09	0.00	0.00	0.00	0.00	0.00	0.00
Government Service Insurance System	1-104-102-2022-12-03370	2022-12-23	1,480.37	1,480.37	1,480.37	0.00	0.00	0.00	0.00	0.00	0.00
Land Bank of the Philippines	1-101-101-2022-12-03421	2022-12-29	426,000.00	426,000.00	426,000.00	0.00	0.00	0.00	0.00	0.00	0.00
Land Bank of the Philippines	1-101-101-2022-12-03422	2022-12-29	2,384,000.00	2,384,000.00	2,384,000.00	0.00	0.00	0.00	0.00	0.00	0.00
Land Bank of the Philippines	1-101-101-2022-12-03435	2022-12-29	8,626.26	8,626.26	8,626.26	0.00	0.00	0.00	0.00	0.00	0.00
Philippine Health Insurance Corporation	1-101-101-2022-12-03283	2022-12-19	73,372.74	73,372.74	73,372.74	0.00	0.00	0.00	0.00	0.00	0.00
Ressa Mae O. Yangson	1-101-101-2022-12-03432	2022-12-29	2,575.27	2,575.27	2,575.27	0.00	0.00	0.00	0.00	0.00	0.00
Sungjoo Mico Llido	1-101-101-2022-12-03414	2022-12-28	388.79	388.79	388.79	0.00	0.00	0.00	0.00	0.00	0.00
Sungjoo Mico Llido	1-101-101-2022-12-03424	2022-12-29	2,317.23	2,317.23	2,317.23	0.00	0.00	0.00	0.00	0.00	0.00
Maintenance and Other Operating Expenses			4,067,169.39	4,067,169.39	4,067,169.39	0.00	0.00	0.00	0.00	0.00	0.00
Abubakrin Siddic Maybano	2-102-101-2022-12-03395	2022-12-27	3,010.00	3,010.00	3,010.00	0.00	0.00	0.00	0.00	0.00	0.00
Acacia Hotel Davao (CHMI Hotels and Residences Inc.)	2-101-101-2022-12-03225	2022-12-16	252,000.00	252,000.00	252,000.00	0.00	0.00	0.00	0.00	0.00	0.00
A-Five Car Rental	2-101-101-2022-09-02205	2022-09-08	13,800.00	13,800.00	13,800.00	0.00	0.00	0.00	0.00	0.00	0.00
A-Five Car Rental	2-102-101-2022-08-01924	2022-08-10	3,740.00	3,740.00	3,740.00	0.00	0.00	0.00	0.00	0.00	0.00
Albert Macula	2-102-101-2022-12-03399	2022-12-27	3,095.00	3,095.00	3,095.00	0.00	0.00	0.00	0.00	0.00	0.00
Albert Macula	2-102-101-2022-12-03403	2022-12-27	3,107.00	3,107.00	3,107.00	0.00	0.00	0.00	0.00	0.00	0.00
Alex C. Roldan, CESO V	2-101-101-2022-12-03307	2022-12-20	5,000.00	5,000.00	5,000.00	0.00	0.00	0.00	0.00	0.00	0.00
Anleo Maintenance and Allied Services	2-101-101-2022-01-00047	2022-01-24	31,339.01	31,339.01	31,339.01	0.00	0.00	0.00	0.00	0.00	0.00
ANLEO MAINTENANCE AND ALLIED SERVICES	02-011010101-2022-01-000047	2022-01-24	9,185.80	9,185.80	9,185.80	0.00	0.00	0.00	0.00	0.00	0.00
Aplen Bag Supply	2-102-101-2022-12-03166	2022-12-15	5,200.00	5,200.00	5,200.00	0.00	0.00	0.00	0.00	0.00	0.00
Apo View Hotel	2-101-101-2022-11-02887	2022-11-18	95,600.00	95,600.00	95,600.00	0.00	0.00	0.00	0.00	0.00	0.00
Cheryl Vicentino	2-101-101-2022-12-03418	2022-12-28	3,037.62	3,037.62	3,037.62	0.00	0.00	0.00	0.00	0.00	0.00

Department: Department of the Interior and Local Government (DILG)
Agency: Office of the Secretary
Operating Unit: Regional Office - XI
Organization Code (UACS) : 14 001 0300011

Name of Creditors	Obligation Request and Status			AGING OF UNPAID OBLIGATIONS							Remarks
	Number	Date	Amount	Amount	90 days & below	91 to 180 days	181 to 270 days	271 to 365/366 days	More than 1 year but less than 2 years	More than 2 years	
				5=(6+7+8+9+10+11)	6	7	8	9	10	11	
1	2	3	4								12
Cherry Mae P. Nanca	2-102-101-2022-12-03235	2022-12-16	4,099.20	4,099.20	4,099.20	0.00	0.00	0.00	0.00	0.00	
CHMI Hotels and Residence, Inc. (Acacia Hotel Davao)	2-101-101-2022-10-02720	2022-11-03	11,600.00	11,600.00	11,600.00	0.00	0.00	0.00	0.00	0.00	
Christile Joy Regodon	2-101-101-2022-12-03407	2022-12-27	4,000.00	4,000.00	4,000.00	0.00	0.00	0.00	0.00	0.00	
Christine Lou Lazaga	2-101-101-2022-12-03423	2022-12-29	16,169.48	16,169.48	16,169.48	0.00	0.00	0.00	0.00	0.00	
Claire Garnez	2-102-101-2022-12-03405	2022-12-27	1,000.00	1,000.00	1,000.00	0.00	0.00	0.00	0.00	0.00	
Clovis S. Licong Printing Press	2-101-101-2022-08-02012	2022-08-22	77,255.16	77,255.16	77,255.16	0.00	0.00	0.00	0.00	0.00	
Davao Bamboo Sanctuary and Ecological Park	2-101-101-2022-11-02963	2022-11-28	33,540.00	33,540.00	33,540.00	0.00	0.00	0.00	0.00	0.00	
Davao City Water District	2-101-101-2022-12-03280	2022-12-19	26,880.70	26,880.70	26,880.70	0.00	0.00	0.00	0.00	0.00	
Davao De Oro State College	2-101-101-2022-05-01054	2022-05-17	12,500.00	12,500.00	12,500.00	0.00	0.00	0.00	0.00	0.00	
Davao De Oro State College	2-101-101-2022-12-03420	2022-12-28	75,000.00	75,000.00	75,000.00	0.00	0.00	0.00	0.00	0.00	
Davao Excel Ventures Corp.	2-101-101-2022-09-02348	2022-09-22	15,300.00	15,300.00	15,300.00	0.00	0.00	0.00	0.00	0.00	
Davao Excel Ventures Corp.	2-101-101-2022-09-02365	2022-09-27	20,400.00	20,400.00	20,400.00	0.00	0.00	0.00	0.00	0.00	
Davao Excel Ventures Corp.	2-101-101-2022-12-02993	2022-12-02	10,000.00	10,000.00	10,000.00	0.00	0.00	0.00	0.00	0.00	
Davao Excel Ventures Corp.	2-101-101-2022-12-03000	2022-12-05	44,800.00	44,800.00	44,800.00	0.00	0.00	0.00	0.00	0.00	
Davao Excel Ventures Corp.	2-102-101-2022-12-03003	2022-12-05	18,000.00	18,000.00	18,000.00	0.00	0.00	0.00	0.00	0.00	
Davao Excel Ventures Corp.	2-102-101-2022-12-03048	2022-12-06	218,400.00	218,400.00	218,400.00	0.00	0.00	0.00	0.00	0.00	
Davao Excel Ventures Corporation	2-101-101-2022-08-02008	2022-08-18	36,500.00	36,500.00	36,500.00	0.00	0.00	0.00	0.00	0.00	
Davao Excel Ventures Corporation	2-101-101-2022-10-02467	2022-10-05	36,000.00	36,000.00	36,000.00	0.00	0.00	0.00	0.00	0.00	
Davao Excel Ventures Corporation	2-101-101-2022-10-02587	2022-10-20	241,188.00	241,188.00	241,188.00	0.00	0.00	0.00	0.00	0.00	
Davao Excel Ventures Corporation	2-101-101-2022-10-02688	2022-11-02	24,000.00	24,000.00	24,000.00	0.00	0.00	0.00	0.00	0.00	
Davao Excel Ventures Corporation	2-101-101-2022-11-02746	2022-11-07	342,200.00	342,200.00	342,200.00	0.00	0.00	0.00	0.00	0.00	
Davao Excel Ventures Corporation	2-102-101-2022-12-03167	2022-12-15	48,000.00	48,000.00	48,000.00	0.00	0.00	0.00	0.00	0.00	
Davao Excel Ventures Corporation	2-102-101-2022-12-03224	2022-12-16	61,100.00	61,100.00	61,100.00	0.00	0.00	0.00	0.00	0.00	
Davao Mark Enterprises, Inc.	2-101-101-2022-10-02574	2022-10-19	11,935.00	11,935.00	11,935.00	0.00	0.00	0.00	0.00	0.00	
DAVAO TOURIST TRANSPORTATION SERVICE	2-101-101-2022-11-02767	2022-11-08	20,250.00	20,250.00	20,250.00	0.00	0.00	0.00	0.00	0.00	
Davao Tourist Transport Service Cooperative	2-101-101-2022-09-02326	2022-09-21	29,000.00	29,000.00	29,000.00	0.00	0.00	0.00	0.00	0.00	
Davao Tourist Transport Service Cooperative	2-101-101-2022-10-02593	2022-10-20	31,650.00	31,650.00	31,650.00	0.00	0.00	0.00	0.00	0.00	
Davao Tourist Transport Service Cooperative	2-101-101-2022-11-02757	2022-11-07	28,750.00	28,750.00	28,750.00	0.00	0.00	0.00	0.00	0.00	
Davao Tourist Transport Service Cooperative	2-101-101-2022-11-02758	2022-11-07	34,250.00	34,250.00	34,250.00	0.00	0.00	0.00	0.00	0.00	

Department: Department of the Interior and Local Government (DILG)
Agency: Office of the Secretary
Operating Unit: Regional Office - XI
Organization Code (UACS) : 14 001 0300011

Name of Creditors	Obligation Request and Status			AGING OF UNPAID OBLIGATIONS							Remarks
	Number	Date	Amount	Amount	90 days & below	91 to 180 days	181 to 270 days	271 to 365/366 days	More than 1 year but less than 2 years	More than 2 years	
				5=(6+7+8+9+10+11)	6	7	8	9	10	11	
1	2	3	4								12
Davao Tourist Transport Service Cooperative	2-101-101-2022-11-02759	2022-11-07	29,930.00	29,930.00	29,930.00	0.00	0.00	0.00	0.00	0.00	
Davao Tourist Transport Service Cooperative	2-101-101-2022-11-02801	2022-11-11	35,250.00	35,250.00	35,250.00	0.00	0.00	0.00	0.00	0.00	
Davao Tourist Transport Service Cooperative	2-101-101-2022-11-02862	2022-11-16	29,000.00	29,000.00	29,000.00	0.00	0.00	0.00	0.00	0.00	
Davao Tourist Transport Service Cooperative	2-101-101-2022-11-02917	2022-11-24	10,400.00	10,400.00	10,400.00	0.00	0.00	0.00	0.00	0.00	
Davao Tourist Transport Service Cooperative	2-101-101-2022-11-02948	2022-11-25	8,500.00	8,500.00	8,500.00	0.00	0.00	0.00	0.00	0.00	
Davao Tourist Transport Service Cooperative	2-101-101-2022-12-03046	2022-12-05	12,000.00	12,000.00	12,000.00	0.00	0.00	0.00	0.00	0.00	
Davao Tourist Transport Service Cooperative	2-101-101-2022-12-03071	2022-12-06	18,750.00	18,750.00	18,750.00	0.00	0.00	0.00	0.00	0.00	
Davao Tourist Transport Service Cooperative	2-102-101-2022-11-02756	2022-11-07	4,750.00	4,750.00	4,750.00	0.00	0.00	0.00	0.00	0.00	
DILG Compostela Valley	2-102-256-2022-12-03438	2022-12-29	12,000.00	12,000.00	12,000.00	0.00	0.00	0.00	0.00	0.00	
DILG Davao City	2-102-256-2022-12-03437	2022-12-29	24,000.00	24,000.00	24,000.00	0.00	0.00	0.00	0.00	0.00	
DILG Davao Del Sur	2-102-256-2022-12-03436	2022-12-29	12,000.00	12,000.00	12,000.00	0.00	0.00	0.00	0.00	0.00	
DILG Davao Del Sur	2-102-256-2022-12-03439	2022-12-29	22,000.00	22,000.00	22,000.00	0.00	0.00	0.00	0.00	0.00	
DILG XI EMPC	2-101-101-2022-09-02161	2022-09-05	2,600.00	2,600.00	2,600.00	0.00	0.00	0.00	0.00	0.00	
DILG XI EMPC	2-101-101-2022-09-02364	2022-09-27	18,000.00	18,000.00	18,000.00	0.00	0.00	0.00	0.00	0.00	
DILG XI EMPC	2-101-101-2022-10-02441	2022-10-04	2,400.00	2,400.00	2,400.00	0.00	0.00	0.00	0.00	0.00	
DILG XI EMPC	2-101-101-2022-10-02604	2022-10-21	16,000.00	16,000.00	16,000.00	0.00	0.00	0.00	0.00	0.00	
DILG XI EMPC	2-101-101-2022-11-02780	2022-11-09	2,400.00	2,400.00	2,400.00	0.00	0.00	0.00	0.00	0.00	
DILG XI EMPC	2-101-101-2022-12-03096	2022-12-07	20,150.00	20,150.00	20,150.00	0.00	0.00	0.00	0.00	0.00	
DILG XI EMPC	2-101-101-2022-12-03163	2022-12-15	1,800.00	1,800.00	1,800.00	0.00	0.00	0.00	0.00	0.00	
DILG XI EMPC	2-101-101-2022-12-03327	2022-12-21	16,435.00	16,435.00	16,435.00	0.00	0.00	0.00	0.00	0.00	
DILG XI EMPC	2-101-101-2022-12-03350	2022-12-22	8,450.00	8,450.00	8,450.00	0.00	0.00	0.00	0.00	0.00	
DILG XI EMPC	2-101-101-2022-12-03359	2022-12-22	9,750.00	9,750.00	9,750.00	0.00	0.00	0.00	0.00	0.00	
Emeliano Samoranos JR	2-101-101-2022-12-03409	2022-12-27	1,080.00	1,080.00	1,080.00	0.00	0.00	0.00	0.00	0.00	
Emelie M. Espino	2-102-101-2022-12-03384	2022-12-27	5,000.00	5,000.00	5,000.00	0.00	0.00	0.00	0.00	0.00	
Evelyn Deocampo	2-101-101-2022-12-03411	2022-12-28	1,998.00	1,998.00	1,998.00	0.00	0.00	0.00	0.00	0.00	
Francis Gonzalvo	2-101-101-2022-12-03412	2022-12-28	4,320.00	4,320.00	4,320.00	0.00	0.00	0.00	0.00	0.00	
Franco Miguel's Place	2-101-101-2022-08-02076	2022-08-26	9,000.00	9,000.00	9,000.00	0.00	0.00	0.00	0.00	0.00	
Franco Miguels Place	2-101-101-2022-07-01710	2022-07-20	22,500.00	22,500.00	22,500.00	0.00	0.00	0.00	0.00	0.00	
Franco Miguels Place	2-101-101-2022-11-02814	2022-11-14	20,000.00	20,000.00	20,000.00	0.00	0.00	0.00	0.00	0.00	

Department: Department of the Interior and Local Government (DILG)
Agency: Office of the Secretary
Operating Unit: Regional Office - XI
Organization Code (UACS) : 14 001 0300011

Name of Creditors	Obligation Request and Status			AGING OF UNPAID OBLIGATIONS							Remarks	
	Number	Date	Amount	Amount	90 days & below	91 to 180 days	181 to 270 days	271 to 365/366 days	More than 1 year but less than 2 years	More than 2 years		
				5=(6+7+8+9+10+11)	6	7	8	9	10	11		
1	2	3	4								12	
Franco Miguels Place	2-101-101-2022-11-02961	2022-11-28	4,800.00	4,800.00	4,800.00	0.00	0.00	0.00	0.00	0.00	0.00	
Franco Miguels Place	2-101-101-2022-12-03303	2022-12-20	39,600.00	39,600.00	39,600.00	0.00	0.00	0.00	0.00	0.00	0.00	
Gellie D. Claveria	2-101-101-2022-12-03429	2022-12-29	3,000.00	3,000.00	3,000.00	0.00	0.00	0.00	0.00	0.00	0.00	
Handtrix Corporate Giveaways Trading	2-102-101-2022-12-03237	2022-12-16	3,900.00	3,900.00	3,900.00	0.00	0.00	0.00	0.00	0.00	0.00	
Harold A. Caparida	2-101-101-2022-12-03427	2022-12-29	19,229.70	19,229.70	19,229.70	0.00	0.00	0.00	0.00	0.00	0.00	
Honeys Hotel and Restaurant	2-101-101-2022-11-02875	2022-11-17	38,000.00	38,000.00	38,000.00	0.00	0.00	0.00	0.00	0.00	0.00	
Ibonie Jera	2-102-101-2022-12-03397	2022-12-27	2,595.00	2,595.00	2,595.00	0.00	0.00	0.00	0.00	0.00	0.00	
Ibonie Jera	2-102-101-2022-12-03404	2022-12-27	3,074.00	3,074.00	3,074.00	0.00	0.00	0.00	0.00	0.00	0.00	
Innove Communications, Inc.	2-101-101-2022-09-02382	2022-09-28	50,000.00	50,000.00	50,000.00	0.00	0.00	0.00	0.00	0.00	0.00	
Innove Communications, Inc.	2-101-101-2022-11-02723	2022-11-04	33,600.00	33,600.00	33,600.00	0.00	0.00	0.00	0.00	0.00	0.00	
Innove Communications, Inc.	2-101-101-2022-11-02735	2022-11-02	22,400.00	22,400.00	22,400.00	0.00	0.00	0.00	0.00	0.00	0.00	
Innove Communications Inc.	2-101-101-2022-12-03276	2022-12-19	4,499.00	4,499.00	4,499.00	0.00	0.00	0.00	0.00	0.00	0.00	
Jayson Lumanao	2-101-101-2022-12-03417	2022-12-28	1,440.00	1,440.00	1,440.00	0.00	0.00	0.00	0.00	0.00	0.00	
Joel M. Accion Jr	2-101-101-2022-12-03383	2022-12-27	5,000.00	5,000.00	5,000.00	0.00	0.00	0.00	0.00	0.00	0.00	
John Smith Cabillo	2-102-101-2022-12-03402	2022-12-27	5,040.00	5,040.00	5,040.00	0.00	0.00	0.00	0.00	0.00	0.00	
Jonathan J. Leybag	2-101-101-2022-12-03434	2022-12-29	1,080.00	1,080.00	1,080.00	0.00	0.00	0.00	0.00	0.00	0.00	
Julius Cesar Yurong	2-102-101-2022-12-03229	2022-12-16	5,186.98	5,186.98	5,186.98	0.00	0.00	0.00	0.00	0.00	0.00	
Kristelle Pontejon	2-102-101-2022-12-03400	2022-12-27	1,000.00	1,000.00	1,000.00	0.00	0.00	0.00	0.00	0.00	0.00	
Land Bank of the Philippines	2-101-101-2022-12-03313	2022-12-20	18,405.41	18,405.41	18,405.41	0.00	0.00	0.00	0.00	0.00	0.00	
Land Bank of the Philippines	2-101-101-2022-12-03381	2022-12-27	40,000.00	40,000.00	40,000.00	0.00	0.00	0.00	0.00	0.00	0.00	
Land Bank of the Philippines	2-101-101-2022-12-03382	2022-12-27	363,000.00	363,000.00	363,000.00	0.00	0.00	0.00	0.00	0.00	0.00	
Land Bank of the Philippines	2-101-101-2022-12-03388	2022-12-27	5,509.32	5,509.32	5,509.32	0.00	0.00	0.00	0.00	0.00	0.00	
Land Bank of the Philippines	2-101-101-2022-12-03389	2022-12-27	1,755.08	1,755.08	1,755.08	0.00	0.00	0.00	0.00	0.00	0.00	
Land Bank of the Philippines	2-101-101-2022-12-03390	2022-12-27	13,621.02	13,621.02	13,621.02	0.00	0.00	0.00	0.00	0.00	0.00	
Land Bank of the Philippines	2-101-101-2022-12-03391	2022-12-27	18,082.70	18,082.70	18,082.70	0.00	0.00	0.00	0.00	0.00	0.00	
Land Bank of the Philippines	2-101-101-2022-12-03392	2022-12-27	16,159.73	16,159.73	16,159.73	0.00	0.00	0.00	0.00	0.00	0.00	
Land Bank of the Philippines	2-101-101-2022-12-03394	2022-12-27	20,031.36	20,031.36	20,031.36	0.00	0.00	0.00	0.00	0.00	0.00	
Land Bank of the Philippines	2-101-101-2022-12-03419	2022-12-28	5,000.00	5,000.00	5,000.00	0.00	0.00	0.00	0.00	0.00	0.00	
Land Bank of the Philippines	2-101-101-2022-12-03431	2022-12-29	2,900.00	2,900.00	2,900.00	0.00	0.00	0.00	0.00	0.00	0.00	


Department: Department of the Interior and Local Government (DILG)
Agency: Office of the Secretary
Operating Unit: Regional Office - XI
Organization Code (UACS) : 14 001 0300011

Name of Creditors	Obligation Request and Status			AGING OF UNPAID OBLIGATIONS							Remarks
	Number	Date	Amount	Amount	90 days & below	91 to 180 days	181 to 270 days	271 to 365/366 days	More than 1 year but less than 2 years	More than 2 years	
				5=(6+7+8+9+10+11)	6	7	8	9	10	11	
1	2	3	4								12
Land Bank of the Philippines	2-102-101-2022-12-03208	2022-12-16	19,471.20	19,471.20	19,471.20	0.00	0.00	0.00	0.00	0.00	
Land Bank of the Philippines	2-102-101-2022-12-03231	2022-12-16	4,483.50	4,483.50	4,483.50	0.00	0.00	0.00	0.00	0.00	
Land Bank of the Philippines	2-101-101-2022-12-03393	2022-12-27	6,834.58	6,834.58	6,834.58	0.00	0.00	0.00	0.00	0.00	
Libcap Super Express Corporation	2-101-101-2022-12-03306	2022-12-20	1,500.00	1,500.00	1,500.00	0.00	0.00	0.00	0.00	0.00	
Lovella M. Guevarra	1-101-101-2022-12-03425	2022-12-29	2,574.14	2,574.14	2,574.14	0.00	0.00	0.00	0.00	0.00	
Ma. Aurora Corpuz	2-101-101-2022-12-03416	2022-12-28	1,000.00	1,000.00	1,000.00	0.00	0.00	0.00	0.00	0.00	
MAGSIGE MPC	2-101-101-2022-11-02890	2022-11-18	61,770.00	61,770.00	61,770.00	0.00	0.00	0.00	0.00	0.00	
MAGSIGE MPC	2-101-101-2022-12-03220	2022-12-16	9,135.00	9,135.00	9,135.00	0.00	0.00	0.00	0.00	0.00	
Maria Roselle Alberca Alag	2-101-101-2022-12-03428	2022-12-29	19,229.70	19,229.70	19,229.70	0.00	0.00	0.00	0.00	0.00	
Mary Flor Ilog	2-102-101-2022-12-03398	2022-12-27	4,000.00	4,000.00	4,000.00	0.00	0.00	0.00	0.00	0.00	
Mary Grace Socapen	2-101-101-2022-12-03408	2022-12-27	2,340.00	2,340.00	2,340.00	0.00	0.00	0.00	0.00	0.00	
Mary Grace V. Socapen	2-101-101-2022-11-02976	2022-11-29	3,085.00	3,085.00	3,085.00	0.00	0.00	0.00	0.00	0.00	
Mary Grace V. Socapen	2-101-101-2022-12-03115	2022-12-12	4,650.00	4,650.00	4,650.00	0.00	0.00	0.00	0.00	0.00	
Mary Grace V. Socapen	2-101-101-2022-12-03236	2022-12-16	3,420.00	3,420.00	3,420.00	0.00	0.00	0.00	0.00	0.00	
Midtown Printing Co., Inc.	2-102-101-2022-12-03178	2022-12-15	4,420.00	4,420.00	4,420.00	0.00	0.00	0.00	0.00	0.00	
Midtown Printing Corp	2-101-101-2022-11-02921	2022-11-24	61,600.00	61,600.00	61,600.00	0.00	0.00	0.00	0.00	0.00	
Millenial Tech Computer and Office Supplies	2-101-101-2022-09-02250	2022-09-15	219,870.00	219,870.00	219,870.00	0.00	0.00	0.00	0.00	0.00	
Mindnet Desktop Publishing and Printing Services	2-102-101-2022-12-03177	2022-12-15	4,680.00	4,680.00	4,680.00	0.00	0.00	0.00	0.00	0.00	
MTC Rebosura Food Specialties and Catering Services	2-101-101-2022-11-02962	2022-11-28	5,400.00	5,400.00	5,400.00	0.00	0.00	0.00	0.00	0.00	
Nilda Joyce Cirunay	2-101-101-2022-12-03413	2022-12-28	3,840.00	3,840.00	3,840.00	0.00	0.00	0.00	0.00	0.00	
Park Inn by Radisson Davao /SM Prime Holdings Inc.	2-101-101-2022-12-03097	2022-12-07	283,000.00	283,000.00	283,000.00	0.00	0.00	0.00	0.00	0.00	
PLDT, Inc.	2-101-101-2022-12-03268	2022-12-19	1,048.78	1,048.78	1,048.78	0.00	0.00	0.00	0.00	0.00	
PLDT, Inc.	2-101-101-2022-12-03269	2022-12-19	5,500.00	5,500.00	5,500.00	0.00	0.00	0.00	0.00	0.00	
PLDT, Inc.	2-101-101-2022-12-03270	2022-12-19	1,500.00	1,500.00	1,500.00	0.00	0.00	0.00	0.00	0.00	
PLDT, Inc.	2-101-101-2022-12-03271	2022-12-19	3,800.00	3,800.00	3,800.00	0.00	0.00	0.00	0.00	0.00	
PLDT, Inc.	2-101-101-2022-12-03272	2022-12-19	1,200.00	1,200.00	1,200.00	0.00	0.00	0.00	0.00	0.00	
PLDT, Inc.	2-101-101-2022-12-03273	2022-12-19	1,600.00	1,600.00	1,600.00	0.00	0.00	0.00	0.00	0.00	
PLDT, Inc.	2-101-101-2022-12-03274	2022-12-19	8,400.00	8,400.00	8,400.00	0.00	0.00	0.00	0.00	0.00	
PLDT, Inc.	2-101-101-2022-12-03275	2022-12-19	1,800.00	1,800.00	1,800.00	0.00	0.00	0.00	0.00	0.00	

Department: Department of the Interior and Local Government (DILG)
Agency: Office of the Secretary
Operating Unit: Regional Office - XI
Organization Code (UACS) : 14 001 0300011

Name of Creditors	Obligation Request and Status			AGING OF UNPAID OBLIGATIONS							Remarks	
	Number	Date	Amount	Amount	90 days & below	91 to 180 days	181 to 270 days	271 to 365/366 days	year but less than	More than 2 years		
				5=(6+7+8+9+10+11)	6	7	8	9	10	11		
1	2	3	4								12	
Reynaldo Esteban	2-102-101-2022-12-03396	2022-12-27	2,880.00	2,880.00	2,880.00	0.00	0.00	0.00	0.00	0.00	0.00	
Reynalie Jane N. REmulta	2-101-101-2022-12-03196	2022-12-16	17,626.88	17,626.88	17,626.88	0.00	0.00	0.00	0.00	0.00	0.00	
RJS Gas Station	1-101-101-2022-12-03433	2022-12-29	32,641.79	32,641.79	32,641.79	0.00	0.00	0.00	0.00	0.00	0.00	
RSG Newspaper Marketing	2-101-101-2022-12-03279	2022-12-19	4,900.00	4,900.00	4,900.00	0.00	0.00	0.00	0.00	0.00	0.00	
Sahara Karleth Ferrer	2-102-101-2022-12-03401	2022-12-27	5,220.00	5,220.00	5,220.00	0.00	0.00	0.00	0.00	0.00	0.00	
Shermin Mae C. Monteza-Simbanagan	2-101-101-2022-12-03430	2022-12-29	5,000.00	5,000.00	5,000.00	0.00	0.00	0.00	0.00	0.00	0.00	
Timothy James C. Corpuz	2-101-101-2022-12-03385	2022-12-27	5,000.00	5,000.00	5,000.00	0.00	0.00	0.00	0.00	0.00	0.00	
Torcal Motors	2-101-101-2022-11-02868	2022-11-17	40,400.00	40,400.00	40,400.00	0.00	0.00	0.00	0.00	0.00	0.00	
Ultrium Corporation	2-101-101-2022-12-03192	2022-12-15	51,600.00	51,600.00	51,600.00	0.00	0.00	0.00	0.00	0.00	0.00	
Zion Accuprint Publishing Inc.	2-101-101-2022-11-02889	2022-11-18	60,494.55	60,494.55	60,494.55	0.00	0.00	0.00	0.00	0.00	0.00	
Capital Outlays			245,100.00	245,100.00	245,100.00	0.00	0.00	0.00	0.00	0.00	0.00	
Ultrium Corporation	2-101-101-2022-12-03193	2022-12-15	245,100.00	245,100.00	245,100.00	0.00	0.00	0.00	0.00	0.00	0.00	
Sub-total			7,250,147.14	7,250,147.14	7,250,147.14	0.00	0.00	0.00	0.00	0.00	0.00	
Total			7,250,147.14	7,250,147.14	7,250,147.14	0.00	0.00	0.00	0.00	0.00	0.00	
B. Not Yet Due and Demandable Obligations*			6,051,261.69	6,051,261.69	6,051,261.69	0.00	0.00	0.00	0.00	0.00	0.00	
B.2 Prior Years' Appropriations			6,051,261.69	6,051,261.69	6,051,261.69	0.00	0.00	0.00	0.00	0.00	0.00	
Capital Outlays			6,051,261.69	6,051,261.69	6,051,261.69	0.00	0.00	0.00	0.00	0.00	0.00	
FFJJ CONSTRUCTION	06-102-101-2022-07-01506	2022-07-01	5,167,612.96	5,167,612.96	5,167,612.96	0.00	0.00	0.00	0.00	0.00	0.00	
INFRAWORX CORPORATION	06-102-101-2022-11-02909	2022-11-21	744,808.65	744,808.65	744,808.65	0.00	0.00	0.00	0.00	0.00	0.00	
INFRAWORX CORPORATION	06-102-101-2022-12-03179	2022-12-15	138,840.08	138,840.08	138,840.08	0.00	0.00	0.00	0.00	0.00	0.00	
Sub-total			6,051,261.69	6,051,261.69	6,051,261.69	0.00	0.00	0.00	0.00	0.00	0.00	
Total			6,051,261.69	6,051,261.69	6,051,261.69	0.00	0.00	0.00	0.00	0.00	0.00	
GRAND TOTAL			13,301,408.83	13,301,408.83	13,301,408.83	0.00	0.00	0.00	0.00	0.00	0.00	
Total Current Year Appropriations			7,250,147.14	7,250,147.14	7,250,147.14	0.00	0.00	0.00	0.00	0.00	0.00	
Total Prior Years' Appropriations			6,051,261.69	6,051,261.69	6,051,261.69	0.00	0.00	0.00	0.00	0.00	0.00	

Certified Correct:



FAYE ASTORETH R. YU

Budget Officer

Date: January 26, 2023

Certified Correct:



MA. TERESA S. BERDAN

Regional Accountant

Date: January 26, 2023

Recommending Approval:



GALE MARIE S. GRAVADOR

Chief, FAD

Date: January 26, 2023

Approved By:



ALEX C. ROLDAN, CESO V

Regional Director

Date: January 26, 2023

MONTHLY REPORT OF DISBURSEMENTS
For the month of October 2022


Department : Department of the Interior and Local Government (DILG)
 Agency/Entity : Office of the Secretary
 Operating Unit : Regional Office - XI
 Organization Code (UAACS) : 14 001 0300011
 Fund Cluster : 01 Regular Agency Fund

Particulars	Current Year Budget					Prior Year's Budget										Trust Liabilities				Grand Total					Remarks	
	PS	MOOE	FinEx	CO	TOTAL	Prior Year's Accounts Payable					Current Year's Accounts Payable					TOTAL	SUB-TOTAL	PS	MOOE	CO	TOTAL	PS	MOOE	FinEx		TOTAL
						7	8	9	10	11=(7+8+9+10)	12	13	14	15	16=(12+13+14+15)											
CASH DISBURSEMENTS	9,639,363.52	9,864,013.97	0.00	0.00	19,503,377.49	0.00	164,700.00	0.00	0.00	164,700.00	0.00	0.00	0.00	0.00	0.00	164,700.00	19,668,077.49	0.00	0.00	0.00	0.00	9,639,363.52	10,028,713.97	0.00	0.00	19,668,077.49
Notice of Cash Allocation (NCA)	9,639,363.52	2,866,332.54	0.00	0.00	12,505,696.06	0.00	164,700.00	0.00	0.00	164,700.00	0.00	0.00	0.00	0.00	0.00	164,700.00	12,670,396.06	0.00	0.00	0.00	0.00	9,639,363.52	3,031,032.54	0.00	0.00	12,670,396.06
MDS Checks Issued	1,544,106.29	803,397.93	0.00	0.00	2,347,504.22	0.00	164,700.00	0.00	0.00	164,700.00	0.00	0.00	0.00	0.00	0.00	164,700.00	2,512,204.22	0.00	0.00	0.00	0.00	1,544,106.29	968,997.93	0.00	0.00	2,512,204.22
Advice to Debit Account	8,095,257.23	2,062,934.61	0.00	0.00	10,158,191.84	0.00	0.00	0.00	0.00	0.00	0.00	0.00	0.00	0.00	0.00	10,158,191.84	0.00	0.00	0.00	0.00	8,095,257.23	2,062,934.61	0.00	0.00	10,158,191.84	
Notice of Transfer Allocations (NTA)	0.00	6,997,681.43	0.00	0.00	6,997,681.43	0.00	0.00	0.00	0.00	0.00	0.00	0.00	0.00	0.00	0.00	6,997,681.43	0.00	0.00	0.00	0.00	0.00	6,997,681.43	0.00	0.00	6,997,681.43	
MDS Checks Issued	0.00	0.00	0.00	0.00	0.00	0.00	0.00	0.00	0.00	0.00	0.00	0.00	0.00	0.00	0.00	0.00	0.00	0.00	0.00	0.00	0.00	0.00	0.00	0.00	0.00	0.00
Advice to Debit Account	0.00	6,997,681.43	0.00	0.00	6,997,681.43	0.00	0.00	0.00	0.00	0.00	0.00	0.00	0.00	0.00	0.00	6,997,681.43	0.00	0.00	0.00	0.00	0.00	6,997,681.43	0.00	0.00	6,997,681.43	
Working Fund for FAPs	0.00	0.00	0.00	0.00	0.00	0.00	0.00	0.00	0.00	0.00	0.00	0.00	0.00	0.00	0.00	0.00	0.00	0.00	0.00	0.00	0.00	0.00	0.00	0.00	0.00	0.00
Cash Disbursement Ceiling (CDC)	0.00	0.00	0.00	0.00	0.00	0.00	0.00	0.00	0.00	0.00	0.00	0.00	0.00	0.00	0.00	0.00	0.00	0.00	0.00	0.00	0.00	0.00	0.00	0.00	0.00	0.00
TOTAL CASH DISBURSEMENTS	9,639,363.52	9,864,013.97	0.00	0.00	19,503,377.49	0.00	164,700.00	0.00	0.00	164,700.00	0.00	0.00	0.00	0.00	0.00	164,700.00	19,668,077.49	0.00	0.00	0.00	0.00	9,639,363.52	10,028,713.97	0.00	0.00	19,668,077.49
NON-CASH DISBURSEMENTS	1,145,120.47	119,090.09	0.00	0.00	1,264,210.56	0.00	0.00	0.00	0.00	0.00	0.00	0.00	0.00	0.00	0.00	1,264,210.56	0.00	0.00	0.00	0.00	1,145,120.47	119,090.09	0.00	0.00	1,264,210.56	
Tax Remittance Advances Issued (TRA)	1,145,120.47	119,090.09	0.00	0.00	1,264,210.56	0.00	0.00	0.00	0.00	0.00	0.00	0.00	0.00	0.00	0.00	1,264,210.56	0.00	0.00	0.00	0.00	1,145,120.47	119,090.09	0.00	0.00	1,264,210.56	
Non-Cash Availment Authority (NCAA)	0.00	0.00	0.00	0.00	0.00	0.00	0.00	0.00	0.00	0.00	0.00	0.00	0.00	0.00	0.00	0.00	0.00	0.00	0.00	0.00	0.00	0.00	0.00	0.00	0.00	0.00
Disbursements effected through outright deductions from claims (please specify)	0.00	0.00	0.00	0.00	0.00	0.00	0.00	0.00	0.00	0.00	0.00	0.00	0.00	0.00	0.00	0.00	0.00	0.00	0.00	0.00	0.00	0.00	0.00	0.00	0.00	0.00
Overpayment of expenses (e.g. personnel benefits)	0.00	0.00	0.00	0.00	0.00	0.00	0.00	0.00	0.00	0.00	0.00	0.00	0.00	0.00	0.00	0.00	0.00	0.00	0.00	0.00	0.00	0.00	0.00	0.00	0.00	0.00
Restitution for loss of government property	0.00	0.00	0.00	0.00	0.00	0.00	0.00	0.00	0.00	0.00	0.00	0.00	0.00	0.00	0.00	0.00	0.00	0.00	0.00	0.00	0.00	0.00	0.00	0.00	0.00	0.00
Liquidated damages and similar claims	0.00	0.00	0.00	0.00	0.00	0.00	0.00	0.00	0.00	0.00	0.00	0.00	0.00	0.00	0.00	0.00	0.00	0.00	0.00	0.00	0.00	0.00	0.00	0.00	0.00	0.00
Others (e.g. TEF, BTR, Docs Stamp, etc.)	0.00	0.00	0.00	0.00	0.00	0.00	0.00	0.00	0.00	0.00	0.00	0.00	0.00	0.00	0.00	0.00	0.00	0.00	0.00	0.00	0.00	0.00	0.00	0.00	0.00	0.00
Adjustments (e.g. cancelled/stated checks)	0.00	0.00	0.00	0.00	0.00	0.00	0.00	0.00	0.00	0.00	0.00	0.00	0.00	0.00	0.00	0.00	0.00	0.00	0.00	0.00	0.00	0.00	0.00	0.00	0.00	0.00
TOTAL NON-CASH DISBURSEMENTS	1,145,120.47	119,090.09	0.00	0.00	1,264,210.56	0.00	0.00	0.00	0.00	0.00	0.00	0.00	0.00	0.00	0.00	1,264,210.56	0.00	0.00	0.00	0.00	1,145,120.47	119,090.09	0.00	0.00	1,264,210.56	
GRAND TOTAL	10,784,483.99	9,983,104.06	0.00	0.00	20,767,588.05	0.00	164,700.00	0.00	0.00	164,700.00	0.00	0.00	0.00	0.00	0.00	164,700.00	20,932,288.05	0.00	0.00	0.00	0.00	10,784,483.99	10,147,804.06	0.00	0.00	20,932,288.05


Particulars	Previous Report	This Month	As at Date
	(2)	(3)	(4)
Total Disbursement Authorities Received	234,361,060.61	30,188,196.89	264,549,257.50
NCA	153,522,790.00	10,980,000.00	164,502,790.00
NTA	68,530,703.50	17,943,986.33	86,474,689.83
Working Fund	0.00	0.00	0.00
TRA	12,307,567.11	1,264,210.56	13,571,777.67
CDC	0.00	0.00	0.00
NCAA	0.00	0.00	0.00
Less: Notice of Transfer of Allocations (NTA) issued	0.00	0.00	0.00
Total Disbursement Authorities Available	234,361,060.61	30,188,196.89	264,549,257.50
Less:	0.00	0.00	0.00
Lapsed NCA	0.00	0.00	0.00
Disbursements	233,024,992.07	20,932,288.05	253,957,280.12
Less: Other Non-Cash Disbursements	0.00	0.00	0.00
Disbursements effected through outright deductions from claims	0.00	0.00	0.00
Overpayment of expenses (e.g. personnel benefits)	0.00	0.00	0.00
Restitution for loss of government property	0.00	0.00	0.00
Liquidated damages and similar claims	0.00	0.00	0.00
Others (e.g. TEF, BTR, Docs Stamp, etc.)	0.00	0.00	0.00
Adjustments (e.g. cancelled/stated checks)	0.00	0.00	0.00
Balance of Disbursement Authorities as at date	1,336,068.54	9,255,908.84	10,591,977.38
Total Disbursements Program	234,361,060.61	30,188,196.89	264,549,257.50
Less: Actual Disbursements	233,024,992.07	20,932,288.05	253,957,280.12
(Over)/Under spending	1,336,068.54	9,255,908.84	10,591,977.38

Notes: * The use of NTA is discouraged
 Notes: ** Amounts should tally with the grand total disbursement (column 27).

Certified Correct:


MA. TERESA S. BERDAN
 Regional Accountant
 Date: November 8, 2022

Recommending Approval:


GALE MARIE S. GRAVADOR
 Chief, FAD
 Date: November 8, 2022

Approved By:


ALEX C. ROLDAN, CESO V
 Regional Director
 Date: November 8, 2022


MONTHLY REPORT OF DISBURSEMENTS
For the month of November 2022

Department : Department of the Interior and Local Government (DILG)
 Agency/Entity : Office of the Secretary
 Operating Unit : Regional Office - XI
 Organization Code (UACS) : 14 001 0300011
 Fund Cluster : 01 Regular Agency Fund

Particulars	Current Year Budget					Prior Year's Budget											SUB-TOTAL	Trust Liabilities				Grand Total					Remarks	
	PS	MOOE	FinEx	CO	TOTAL	Prior Year's Accounts Payable					Current Year's Accounts Payable							PS	MOOE	CO	TOTAL	PS	MOOE	FinEx	CO	TOTAL		
						PS	MOOE	FinEx	CO	Sub-Total	PS	MOOE	FinEx	CO	Sub-Total	TOTAL												
1	2	3	4	5	6=(2+3+4+5)	7	8	9	10	11=(7+8+9+10)	12	13	14	15	16=(12+13+14+15)	17=(11+16)	18=(6+17)	19	20	21	22=(19+20+21)	23	24	25	26	27=(23+24+25+26)	28	
CASH DISBURSEMENTS	17,090,573.83	8,940,030.46	0.00	0.00	26,030,604.29	0.00	0.00	0.00	8,840,409.16	8,840,409.16	0.00	0.00	0.00	0.00	0.00	8,840,409.16	34,871,013.45	0.00	0.00	0.00	0.00	17,090,573.83	8,940,030.46	0.00	8,840,409.16	34,871,013.45		
Notice of Cash Allocation (NCA)	16,679,573.83	3,034,004.85	0.00	0.00	19,713,578.68	0.00	0.00	0.00	8,840,409.16	8,840,409.16	0.00	0.00	0.00	0.00	0.00	8,840,409.16	28,553,987.84	0.00	0.00	0.00	0.00	16,679,573.83	3,034,004.85	0.00	8,840,409.16	28,553,987.84		
MDS Checks Issued	319,108.25	883,497.62	0.00	0.00	1,202,605.87	0.00	0.00	0.00	8,840,409.16	8,840,409.16	0.00	0.00	0.00	0.00	0.00	8,840,409.16	10,043,015.03	0.00	0.00	0.00	0.00	319,108.25	883,497.62	0.00	8,840,409.16	10,043,015.03		
Advice to Debit Account	16,360,465.58	2,150,507.23	0.00	0.00	18,510,972.81	0.00	0.00	0.00	0.00	0.00	0.00	0.00	0.00	0.00	0.00	0.00	18,510,972.81	0.00	0.00	0.00	0.00	16,360,465.58	2,150,507.23	0.00	0.00	18,510,972.81		
Notice of Transfer Allocations (NTA)	411,000.00	5,906,025.61	0.00	0.00	6,317,025.61	0.00	0.00	0.00	0.00	0.00	0.00	0.00	0.00	0.00	0.00	0.00	6,317,025.61	0.00	0.00	0.00	0.00	411,000.00	5,906,025.61	0.00	0.00	6,317,025.61		
MDS Checks Issued	0.00	235,284.74	0.00	0.00	235,284.74	0.00	0.00	0.00	0.00	0.00	0.00	0.00	0.00	0.00	0.00	0.00	235,284.74	0.00	0.00	0.00	0.00	0.00	235,284.74	0.00	0.00	235,284.74		
Advice to Debit Account	411,000.00	5,670,740.87	0.00	0.00	6,081,740.87	0.00	0.00	0.00	0.00	0.00	0.00	0.00	0.00	0.00	0.00	0.00	6,081,740.87	0.00	0.00	0.00	0.00	411,000.00	5,670,740.87	0.00	0.00	6,081,740.87		
Working Fund for FAPs	0.00	0.00	0.00	0.00	0.00	0.00	0.00	0.00	0.00	0.00	0.00	0.00	0.00	0.00	0.00	0.00	0.00	0.00	0.00	0.00	0.00	0.00	0.00	0.00	0.00	0.00	0.00	
Cash Disbursement Ceiling (CDC)	0.00	0.00	0.00	0.00	0.00	0.00	0.00	0.00	0.00	0.00	0.00	0.00	0.00	0.00	0.00	0.00	0.00	0.00	0.00	0.00	0.00	0.00	0.00	0.00	0.00	0.00	0.00	
TOTAL CASH DISBURSEMENTS	17,090,573.83	8,940,030.46	0.00	0.00	26,030,604.29	0.00	0.00	0.00	8,840,409.16	8,840,409.16	0.00	0.00	0.00	0.00	0.00	8,840,409.16	34,871,013.45	0.00	0.00	0.00	0.00	17,090,573.83	8,940,030.46	0.00	8,840,409.16	34,871,013.45		
NON-CASH DISBURSEMENTS	1,208,186.84	169,766.73	0.00	0.00	1,377,953.57	0.00	0.00	0.00	589,360.61	589,360.61	0.00	0.00	0.00	0.00	0.00	589,360.61	1,967,314.18	0.00	0.00	0.00	0.00	1,208,186.84	169,766.73	0.00	589,360.61	1,967,314.18		
Tax Remittance Advices Issued (TRA)	1,208,186.84	169,766.73	0.00	0.00	1,377,953.57	0.00	0.00	0.00	589,360.61	589,360.61	0.00	0.00	0.00	0.00	0.00	589,360.61	1,967,314.18	0.00	0.00	0.00	0.00	1,208,186.84	169,766.73	0.00	589,360.61	1,967,314.18		
Non-Cash Availment Authority (NCAA)	0.00	0.00	0.00	0.00	0.00	0.00	0.00	0.00	0.00	0.00	0.00	0.00	0.00	0.00	0.00	0.00	0.00	0.00	0.00	0.00	0.00	0.00	0.00	0.00	0.00	0.00	0.00	
Disbursements effected through outright deductions from claims (please specify...)	0.00	0.00	0.00	0.00	0.00	0.00	0.00	0.00	0.00	0.00	0.00	0.00	0.00	0.00	0.00	0.00	0.00	0.00	0.00	0.00	0.00	0.00	0.00	0.00	0.00	0.00	0.00	
Overpayment of expenses(e.g. personnel benefits)	0.00	0.00	0.00	0.00	0.00	0.00	0.00	0.00	0.00	0.00	0.00	0.00	0.00	0.00	0.00	0.00	0.00	0.00	0.00	0.00	0.00	0.00	0.00	0.00	0.00	0.00	0.00	
Restitution for loss of government property	0.00	0.00	0.00	0.00	0.00	0.00	0.00	0.00	0.00	0.00	0.00	0.00	0.00	0.00	0.00	0.00	0.00	0.00	0.00	0.00	0.00	0.00	0.00	0.00	0.00	0.00	0.00	
Liquidated damages and similar claims	0.00	0.00	0.00	0.00	0.00	0.00	0.00	0.00	0.00	0.00	0.00	0.00	0.00	0.00	0.00	0.00	0.00	0.00	0.00	0.00	0.00	0.00	0.00	0.00	0.00	0.00	0.00	
Others (TEF, BTR, Documentary Stamp Tax, etc.)	0.00	0.00	0.00	0.00	0.00	0.00	0.00	0.00	0.00	0.00	0.00	0.00	0.00	0.00	0.00	0.00	0.00	0.00	0.00	0.00	0.00	0.00	0.00	0.00	0.00	0.00	0.00	
TOTAL NON-CASH DISBURSEMENTS	1,208,186.84	169,766.73	0.00	0.00	1,377,953.57	0.00	0.00	0.00	589,360.61	589,360.61	0.00	0.00	0.00	0.00	0.00	589,360.61	1,967,314.18	0.00	0.00	0.00	0.00	1,208,186.84	169,766.73	0.00	589,360.61	1,967,314.18		
GRAND TOTAL	18,298,760.67	9,109,797.19	0.00	0.00	27,408,557.86	0.00	0.00	0.00	9,429,769.77	9,429,769.77	0.00	0.00	0.00	0.00	0.00	9,429,769.77	36,838,327.63	0.00	0.00	0.00	0.00	18,298,760.67	9,109,797.19	0.00	9,429,769.77	36,838,327.63		


Particulars	Previous Report	This Month	As at Date
(1)	(2)	(3)	(4)
Total Disbursement Authorities Received	264,549,257.50	41,226,248.18	305,775,505.68
NCA	164,502,790.00	28,208,410.00	192,711,200.00
NTA	86,474,689.83	11,050,524.00	97,525,213.83
Working Fund	0.00	0.00	0.00
TRA	13,571,777.67	1,967,314.18	15,539,091.85
CDC	0.00	0.00	0.00
NCAA	0.00	0.00	0.00
Less: Notice of Transfer of Allocations (NTA)* issued	0.00	0.00	0.00
Total Disbursement Authorities Available	264,549,257.50	41,226,248.18	305,775,505.68
Less:	0.00	0.00	0.00
Lapsed NCA	0.00	0.00	0.00
Disbursements	253,957,280.12	36,838,327.63	290,795,607.75
Less: Other Non-Cash Disbursements	0.00	0.00	0.00
Disbursements effected through outright deductions from claims	0.00	0.00	0.00
Overpayment of expenses(e.g. personnel benefits)	0.00	0.00	0.00
Restitution for loss of government property	0.00	0.00	0.00
Liquidated damages and similar claims	0.00	0.00	0.00
Others (e.g. TEF, BTR, Docs Stamp, etc.)	0.00	0.00	0.00
Add/Less: Adjustments (e.g. cancelled/staled checks)	0.00	0.00	0.00
Balance of Disbursement Authorities as at date	10,591,977.38	4,387,920.55	14,979,897.93
Total Disbursements Program	264,549,257.50	41,226,248.18	305,775,505.68
Less: *Actual Disbursements	253,957,280.12	36,838,327.63	290,795,607.75
(Over)/Under spending	10,591,977.38	4,387,920.55	14,979,897.93

Notes: * The use of NTA is discouraged
 Notes: ** Amounts should tally with the grand total disbursement (column 27).

Certified Correct:

MA. TERESA S. BERDAN
 Regional Accountant
 Date: December 7, 2022

Recommending Approval:

GLE MARIE S. GRAVADOR
 Chief, FAD
 Date: December 7, 2022

Approved By:

ALEX C. ROLDAN, CESO V
 Regional Director
 Date: December 7, 2022


MONTHLY REPORT OF DISBURSEMENTS
For the month of December 2022

Department : Department of the Interior and Local Government (DILG)
 Agency/Entity : Office of the Secretary
 Operating Unit : Regional Office - XI
 Organization Code (UAOS) : 14 001 0300011
 Fund Cluster : 01 Regular Agency Fund

Particulars	Current Year Budget					Prior Year's Budget										Trust Liabilities				Grand Total					Remarks			
	PS	MOOE	FinEx	CO	TOTAL 6=(2+3+4+5)	Prior Year's Accounts Payable					Current Year's Accounts Payable					SUB-TOTAL 18=(6+17)	PS	MOOE	CO	TOTAL 22=(19+20+21)	PS	MOOE	FinEx	CO		TOTAL 27=(23+24+25+26)		
						PS	MOOE	FinEx	CO	Sub-Total 11=(7+8+9+10)	PS	MOOE	FinEx	CO	Sub-Total 16=(12+13+14+15)												17=(11+16)	19
CASH DISBURSEMENTS	14,934,253.05	103,698,960.25	0.00	0.00	118,633,213.30	0.00	0.00	0.00	22,040,465.63	22,040,465.63	0.00	0.00	0.00	0.00	0.00	22,040,465.63	140,673,678.93	0.00	0.00	0.00	0.00	14,934,253.05	103,698,960.25	0.00	22,040,465.63	140,673,678.93		
Notice of Cash Allocation (NCA)	14,934,253.05	5,414,893.95	0.00	0.00	20,349,147.00	0.00	0.00	0.00	22,040,465.63	22,040,465.63	0.00	0.00	0.00	0.00	0.00	22,040,465.63	42,389,602.63	0.00	0.00	0.00	0.00	14,934,253.05	5,414,893.95	0.00	22,040,465.63	42,389,602.63		
MDS Checks Issued	388,803.70	1,270,177.42	0.00	0.00	1,658,981.12	0.00	0.00	0.00	22,040,465.63	22,040,465.63	0.00	0.00	0.00	0.00	0.00	22,040,465.63	23,699,446.75	0.00	0.00	0.00	0.00	388,803.70	1,270,177.42	0.00	22,040,465.63	23,699,446.75		
Advice to Debit Account	14,545,449.35	4,144,708.53	0.00	0.00	18,690,157.88	0.00	0.00	0.00	0.00	0.00	0.00	0.00	0.00	0.00	0.00	18,690,157.88	0.00	0.00	0.00	0.00	0.00	14,545,449.35	4,144,708.53	0.00	0.00	18,690,157.88		
Notice of Transfer Allocations (NTA)	0.00	88,284,076.30	0.00	0.00	88,284,076.30	0.00	0.00	0.00	0.00	0.00	0.00	0.00	0.00	0.00	0.00	88,284,076.30	0.00	0.00	0.00	0.00	0.00	0.00	88,284,076.30	0.00	0.00	88,284,076.30		
MDS Checks Issued	0.00	93,369,601.98	0.00	0.00	93,369,601.98	0.00	0.00	0.00	0.00	0.00	0.00	0.00	0.00	0.00	0.00	93,369,601.98	0.00	0.00	0.00	0.00	0.00	0.00	93,369,601.98	0.00	0.00	93,369,601.98		
Advice to Debit Account	0.00	4,914,474.42	0.00	0.00	4,914,474.42	0.00	0.00	0.00	0.00	0.00	0.00	0.00	0.00	0.00	0.00	4,914,474.42	0.00	0.00	0.00	0.00	0.00	0.00	4,914,474.42	0.00	0.00	4,914,474.42		
Working Fund for FAPs	0.00	0.00	0.00	0.00	0.00	0.00	0.00	0.00	0.00	0.00	0.00	0.00	0.00	0.00	0.00	0.00	0.00	0.00	0.00	0.00	0.00	0.00	0.00	0.00	0.00	0.00	0.00	
Cash Disbursement Ceiling (CDC)	0.00	0.00	0.00	0.00	0.00	0.00	0.00	0.00	0.00	0.00	0.00	0.00	0.00	0.00	0.00	0.00	0.00	0.00	0.00	0.00	0.00	0.00	0.00	0.00	0.00	0.00	0.00	
TOTAL CASH DISBURSEMENTS	14,934,253.05	103,698,960.25	0.00	0.00	118,633,213.30	0.00	0.00	0.00	22,040,465.63	22,040,465.63	0.00	0.00	0.00	0.00	0.00	22,040,465.63	140,673,678.93	0.00	0.00	0.00	0.00	14,934,253.05	103,698,960.25	0.00	22,040,465.63	140,673,678.93		
NON-CASH DISBURSEMENTS	1,369,979.98	630,685.07	0.00	0.00	2,000,665.05	0.00	0.00	0.00	1,467,471.52	1,467,471.52	0.00	0.00	0.00	0.00	0.00	1,467,471.52	3,468,136.57	0.00	0.00	0.00	0.00	1,369,979.98	630,685.07	0.00	1,467,471.52	3,468,136.57		
Tax Remittance Advances Issued (TRA)	1,369,979.98	630,685.07	0.00	0.00	2,000,665.05	0.00	0.00	0.00	1,467,471.52	1,467,471.52	0.00	0.00	0.00	0.00	0.00	1,467,471.52	3,468,136.57	0.00	0.00	0.00	0.00	1,369,979.98	630,685.07	0.00	1,467,471.52	3,468,136.57		
Non-Cash Availment Authority (NCAA)	0.00	0.00	0.00	0.00	0.00	0.00	0.00	0.00	0.00	0.00	0.00	0.00	0.00	0.00	0.00	0.00	0.00	0.00	0.00	0.00	0.00	0.00	0.00	0.00	0.00	0.00	0.00	
Disbursements effected through outright deductions from claims (please specify)	0.00	0.00	0.00	0.00	0.00	0.00	0.00	0.00	0.00	0.00	0.00	0.00	0.00	0.00	0.00	0.00	0.00	0.00	0.00	0.00	0.00	0.00	0.00	0.00	0.00	0.00	0.00	
Overpayment of expenses (e.g. personnel benefits)	0.00	0.00	0.00	0.00	0.00	0.00	0.00	0.00	0.00	0.00	0.00	0.00	0.00	0.00	0.00	0.00	0.00	0.00	0.00	0.00	0.00	0.00	0.00	0.00	0.00	0.00	0.00	
Restitution for loss of government property	0.00	0.00	0.00	0.00	0.00	0.00	0.00	0.00	0.00	0.00	0.00	0.00	0.00	0.00	0.00	0.00	0.00	0.00	0.00	0.00	0.00	0.00	0.00	0.00	0.00	0.00	0.00	
Liquidated damages and similar claims	0.00	0.00	0.00	0.00	0.00	0.00	0.00	0.00	0.00	0.00	0.00	0.00	0.00	0.00	0.00	0.00	0.00	0.00	0.00	0.00	0.00	0.00	0.00	0.00	0.00	0.00	0.00	
Others (TEF, BTR, Documentary Stamp, etc.)	0.00	0.00	0.00	0.00	0.00	0.00	0.00	0.00	0.00	0.00	0.00	0.00	0.00	0.00	0.00	0.00	0.00	0.00	0.00	0.00	0.00	0.00	0.00	0.00	0.00	0.00	0.00	
Others (TEF, BTR, Documentary Stamp, etc.)	0.00	0.00	0.00	0.00	0.00	0.00	0.00	0.00	0.00	0.00	0.00	0.00	0.00	0.00	0.00	0.00	0.00	0.00	0.00	0.00	0.00	0.00	0.00	0.00	0.00	0.00	0.00	
Adjustments (e.g. cancelled/stated checks)	0.00	0.00	0.00	0.00	0.00	0.00	0.00	0.00	0.00	0.00	0.00	0.00	0.00	0.00	0.00	0.00	0.00	0.00	0.00	0.00	0.00	0.00	0.00	0.00	0.00	0.00	0.00	
TOTAL NON-CASH DISBURSEMENTS	1,369,979.98	630,685.07	0.00	0.00	2,000,665.05	0.00	0.00	0.00	1,467,471.52	1,467,471.52	0.00	0.00	0.00	0.00	0.00	1,467,471.52	3,468,136.57	0.00	0.00	0.00	0.00	1,369,979.98	630,685.07	0.00	1,467,471.52	3,468,136.57		
GRAND TOTAL	16,304,233.03	104,329,645.32	0.00	0.00	120,633,878.35	0.00	0.00	0.00	23,507,937.15	23,507,937.15	0.00	0.00	0.00	0.00	0.00	23,507,937.15	144,141,815.50	0.00	0.00	0.00	0.00	16,304,233.03	104,329,645.32	0.00	23,507,937.15	144,141,815.50		

Particulars	Previous Report (2)	This Month (3)	As at Date (4)
Total Disbursement Authorities Received	305,775,505.68	130,514,160.57	436,289,666.25
NCA	192,711,200.00	35,183,500.00	227,894,700.00
NTA	97,525,213.83	91,862,524.00	189,387,737.83
Working Fund	0.00	0.00	0.00
TRA	15,539,091.85	3,468,136.57	19,007,228.42
CDC	0.00	0.00	0.00
NCAA	0.00	0.00	0.00
Less: Notice of Transfer of Allocations (NTA) issued	0.00	0.00	0.00
Total Disbursement Authorities Available	305,775,505.68	130,514,160.57	436,289,666.25
Less:	0.00	0.00	0.00
Lapsed NCA	0.00	0.00	0.00
Disbursements	290,795,607.75	144,141,815.50	434,937,423.25
Less: Other Non-Cash Disbursements	0.00	0.00	0.00
Disbursements effected through outright deductions from claims	0.00	0.00	0.00
Overpayment of expenses (e.g. personnel benefits)	0.00	0.00	0.00
Restitution for loss of government property	0.00	0.00	0.00
Liquidated damages and similar claims	0.00	0.00	0.00
Others (e.g. TEF, BTR, Docs Stamp, etc.)	0.00	0.00	0.00
Adjustments (e.g. cancelled/stated checks)	0.00	0.00	0.00
Balance of Disbursement Authorities as at date	14,979,897.93	(13,627,654.93)	1,352,243.00
Total Disbursements Program	305,775,505.68	130,514,160.57	436,289,666.25
Less: *Actual Disbursements	290,795,607.75	144,141,815.50	434,937,423.25
(Over)/Under spending	14,979,897.93	(13,627,654.93)	1,352,243.00

Notes: * The use of NTA is discouraged
 Notes: ** Amounts should tally with the grand total disbursement (column 27).

Certified Correct:

MA. TERESA S. BERDAN
 Regional Accountant
 Date: January 9, 2023

Recommending Approval:

GALE MARIE S. GRAVADOR
 Chief, FAD
 Date: January 9, 2023

Approved By:

ALEX C. ROLDAN, CESO V
 Regional Director
 Date: January 9, 2023