

List of Allotments and Sub-Allotments
As of the Quarter Ending March 31, 2021


Department : 14
 Agency : 001
 Operating Unit : 03 00011
 Organization Code (UACS) : 14 001 003 00011
 Funding Source Code (as clu: 1 01 101, 1 04 102, 1 01 253)

(e.g. Old Fund Code: 101,102, 151)

	Current Year Appropriations
	Continuing Appropriations
	Supplemental Appropriations


No	Allotments / Sub-Allotments		Funding Source		Allotments / Sub-Allotments received from COs / ROs				Sub-Allotment to Regions/Operating Units				Total Allotments / Net of Sub-allotments			
	Number	Date	Description	UACS Code	PS	MOOE	CO	Total	PS	MOOE	CO	Total	PS	MOOE	CO	Total
1	2	3	4	5	6	7	8	9=(6+7+8)	10	11	12	13=(10+11+12)	14=(6+10)	15=(7+11)	16=(8+12)	17=(14+15+16)
A. Allotments received from DBM																
	Comprehensive Release per Annex A and A-1 of NBC No. 551		Agency Specific Budget													
	Sub-Total				-	-	-	-	-	-	-	-	-	-	-	-
B. Sub-allotments received from Central Office/Regional Office																
1	SA NO. SR 2021-02-0181	16-Feb-21	Regular Agency Budget	1 02 101		421,263.00		421,263.00					-	421,263.00		421,263.00
2	SA NO. SR 2021-02-0205	18-Feb-21	Regular Agency Budget	1 02 101		168,000.00		168,000.00					-	168,000.00		168,000.00
3	SA NO. SR 2021-02-0232	19-Feb-21	Bayanihan to Recover as One Act	1 02 415		78,704,279.00		78,704,279.00					-	78,704,279.00		78,704,279.00
4	SA NO. SR 2021-02-0233	19-Feb-21	Bayanihan to Recover as One Act	1 02 415		1,670,233.00		1,670,233.00					-	1,670,233.00		1,670,233.00
5	SA NO. SR 2021-03-0353	04-Mar-21	Regular Agency Budget	1 02 101		10,000.00		10,000.00					-	10,000.00		10,000.00
6	SA NO. SR 2021-03-0386	04-Mar-21	Regular Agency Budget	1 02 101		10,000.00		10,000.00					-	10,000.00		10,000.00
7	SA NO. SR 2021-03-0402	04-Mar-21	Regular Agency Budget	1 02 101		25,000.00		25,000.00					-	25,000.00		25,000.00
8	SA NO. SR 2021-03-0432	05-Mar-21	Regular Agency Budget	1 02 101		100,000.00		100,000.00					-	100,000.00		100,000.00
9	SA NO. SR 2021-03-0527	12-Mar-21	Regular Agency Budget	1 02 101		339,100.00		339,100.00					-	339,100.00		339,100.00
10	SA NO. SR 2021-03-0543	15-Mar-21	BODBF	1 01 256		36,000.00		36,000.00					-	36,000.00		36,000.00
11	SA NO. SR 2021-03-0570	26-Mar-21	Regular Agency Budget	1 02 101		559,412.00		559,412.00					-	559,412.00		559,412.00
12	SA NO. SR 2021-03-0574	26-Mar-21	Regular Agency Budget	1 02 101		842,524.00		842,524.00					-	842,524.00		842,524.00
	Sub-Total				-	82,885,811.00	-	82,885,811.00	-	-	-	-	-	82,885,811.00	-	82,885,811.00
	Total Allotments				-	82,885,811.00	-	82,885,811.00	-	-	-	-	-	82,885,811.00	-	82,885,811.00
Summary by Funding Source Code:																
	Agency Specific Budget			1 02 101		2,475,299.00		2,475,299.00					-	2,475,299.00		2,475,299.00
	BODBF			1 01 256		36,000.00		36,000.00					-	36,000.00		36,000.00
	PGF			1 01 407		-		-					-	-		-
	RLIP			1 04 102		-		-					-	-		-
	MPBF			1 04 106		-		-					-	-		-
	Bayanihan to Recover as One Act			1 02 415		80,374,512.00		80,374,512.00					-	80,374,512.00		80,374,512.00
	Support for Infra Projects and Social Programs			1 05 422		-		-					-	-		-

Certified Correct:


FAYE ASTOR R. YU
Budget Officer
Date: April 8, 2021

List of Allotments and Sub-Allotments
As of the Quarter Ending March 31, 2021

Department : 14
 Agency : 001
 Operating Unit : 03 00011
 Organization Code (UACS) : 14 001 003 00011
 Funding Source Code (as plus 1 01 101, 1 04 102, 1 01 253
 (e.g. Old Fund Code: 101,102, 151)

 Current Year Appropriations
 Continuing Appropriations
 Supplemental Appropriations

No.	Allotments / Sub-Allotments		Funding Source		Allotments / Sub-Allotments received from COs / ROs				Sub-Allotment to Regions/Operating Units				Total Allotments / Net of Sub-allotments			
	Number	Date	Description	UACS Code	PS	MOOE	CO	Total	PS	MOOE	CO	Total	PS	MOOE	CO	Total
								9=(6+7+8)				10+11+12	14=(6+10)	15=(7+11)	16=(8+12)	17=(14+15+16)
A. Allotments received from DBM																
	Comprehensive Release per Annex A and A-1 of NBC No. 551		Agency Specific Budget													
	Sub-Total															
B. Sub-allotments received from Central Office/Regional Office																
1	SA NO. SR 2021-01-0014	18-Jan-21	Regular Agency Budget	1 01 101		686,864.00		686,864.00					-	686,864.00		686,864.00
2	SA NO. SR 2021-01-0028	27-Jan-21	Regular Agency Budget	1 01 101		50,000.00		50,000.00					-	50,000.00		50,000.00
3	SA NO. SR 2021-02-0037	01-Feb-21	Regular Agency Budget	1 01 101		3,197,000.00		3,197,000.00					-	3,197,000.00		3,197,000.00
4	SA NO. SR 2021-02-0049	02-Feb-21	Regular Agency Budget	1 01 101		405,613.00		405,613.00					-	405,613.00		405,613.00
5	SA NO. SR 2021-02-0065	02-Feb-21	Regular Agency Budget	1 01 101		221,168.00		221,168.00					-	221,168.00		221,168.00
6	SA NO. SR 2021-02-0086	04-Feb-21	Regular Agency Budget	1 01 101		50,000.00		50,000.00					-	50,000.00		50,000.00
7	SA NO. SR 2021-02-0097	05-Feb-21	Regular Agency Budget	1 01 101		303,000.00		303,000.00					-	303,000.00		303,000.00
8	SA NO. SR 2021-02-0111	10-Feb-21	Regular Agency Budget	1 01 101		1,018,000.00		1,018,000.00					-	1,018,000.00		1,018,000.00
9	SA NO. SR 2021-02-0143	11-Feb-21	Regular Agency Budget	1 01 101		842,000.00		842,000.00					-	842,000.00		842,000.00
10	SA NO. SR 2021-02-0150	11-Feb-21	Regular Agency Budget	1 01 101		28,552,735.00		28,552,735.00					-	28,552,735.00		28,552,735.00
11	SA NO. SR 2021-02-0157	15-Feb-21	Regular Agency Budget	1 01 101		3,450,000.00		3,450,000.00					-	3,450,000.00		3,450,000.00
12	SA NO. SR 2021-02-0164	15-Feb-21	Regular Agency Budget	1 01 101		600,000.00		600,000.00					-	600,000.00		600,000.00
13	SA NO. SR 2021-02-0221	19-Feb-21	Regular Agency Budget	1 01 101		190,000.00		190,000.00					-	190,000.00		190,000.00
14	SA NO. SR 2021-02-0261	23-Feb-21	Regular Agency Budget	1 01 101		2,868,000.00		2,868,000.00					-	2,868,000.00		2,868,000.00
15	SA NO. SR 2021-02-0273	23-Feb-21	Regular Agency Budget	1 01 101		68,800.00		68,800.00					-	68,800.00		68,800.00
16	SA NO. SR 2021-02-0288	23-Feb-21	Regular Agency Budget	1 01 101		97,200.00		97,200.00					-	97,200.00		97,200.00
17	SA NO. SR 2021-02-0301	26-Feb-21	Regular Agency Budget	1 01 101		588,000.00		588,000.00					-	588,000.00		588,000.00
18	SA NO. SR 2021-03-0327	03-Mar-21	Regular Agency Budget	1 01 101		59,000.00		59,000.00					-	59,000.00		59,000.00
19	SA NO. SR 2021-03-0339	04-Mar-21	Regular Agency Budget	1 01 101		75,900.00		75,900.00					-	75,900.00		75,900.00
20	SA NO. SR 2021-03-0370	04-Mar-21	Regular Agency Budget	1 01 101		50,500.00		50,500.00					-	50,500.00		50,500.00
21	SA NO. SR 2021-03-0458	10-Mar-21	Regular Agency Budget	1 01 101		500,000.00		500,000.00					-	500,000.00		500,000.00
22	SA NO. SR 2021-03-0473	10-Mar-21	Regular Agency Budget	1 01 101		44,600.00		44,600.00					-	44,600.00		44,600.00
23	SA NO. SR 2021-03-0480	10-Mar-21	Regular Agency Budget	1 01 101		2,507,000.00		2,507,000.00					-	2,507,000.00		2,507,000.00
24	SA NO. SR 2021-03-0494	11-Mar-21	Regular Agency Budget	1 01 101		824,045.10		824,045.10					-	824,045.10		824,045.10
25	SA NO. SR 2021-03-0511	12-Mar-21	Regular Agency Budget	1 01 101		123,570.00		123,570.00					-	123,570.00		123,570.00

SUMMARY OF APPROPRIATIONS, ALLOTMENTS, OBLIGATIONS, DISBURSEMENTS AND BALANCES BY OBJECT OF EXPENDITURES As of the Quarter Ending March 31, 2021

Department : 14
Agency : 001
Operating Unit : 03 00611
Organization Code (UACS) : 14 001 03 00611

Current Year Appropriations
Supplemental Appropriations
Continuing Appropriations

Table with columns: Particulars, UACS CODE, Appropriations (Authorized, Adjusted, etc.), Allotments, Current Year Obligations (1st-4th Quarter, Total), Current Year Disbursements (1st-4th Quarter, Total), and Balances (Unobligated, Unpaid Obligations). Rows include summary items like Maintenance and Other Operating Expenses, Training & Scholarship Expenses, and various project-specific entries.

QUARTERLY REPORT OF REVENUE AND OTHER RECEIPTS
 As of the Quarter Ending March 31, 2021
 (In Pesos)

Department : 14
 Agency : 001
 Operating Unit : 03 00011
 Organization Code (UACS) : 14 01 003 00011

CLASSIFICATION / SOURCES OF REVENUE AND OTHER RECEIPTS	UACS Code	REVENUE TARGET (Annual)	ACTUAL REVENUE AND OTHER RECEIPTS COLLECTIONS					CUMULATIVE REMITTANCE / DEPOSITS TO DATE			VARIANCE		Remarks
			1st Quarter	2nd Quarter	3rd Quarter	4th Quarter	TOTAL	Remittance to BTr	Deposited with AGDB	Total	Amount	%	
1	2	3	4	5	6	7	8=(4+5+6+7)	9	10	11=(9+10)	12=(8-3)	13 = (12 / 3)	14
A. General Fund (formerly Fund 101)													
- Tax Documentary Stamp Tax	40104010 00		None				None			None			
- Non-Tax Permit Fees Import	40201010 01		None				None			None			
B. Special Account in the General Fund (formerly Fund 105, 183, 401, 151-159)													
- Tax			None				None			None			
- Non-Tax			None				None			None			
C. Off-Budget Accounts (formerly Fund 161 to 164, etc.)			None				None			None			
D. Custodial Funds (formerly Fund 101-184, 187)			None				None			None			
TOTAL													

Certified Correct:

MARIA TERESA S. BERDAN
 Chief Accountant
 Date: March 31, 2021

Approved By:

ALEX C. ROLDAN, CESO V
 Regional Director
 Date: March 31, 2021

INSTRUCTIONS

1. This Quarterly Report of Revenue and Other Receipts shall reflect the agency's/OUs actual revenue and other receipts collections from all sources remitted with the Bureau of the Treasury (BTr) and deposited in other Authorized Government Depository Bank (AGDB), for the budget year, broken down by quarter. This shall be submitted to DBM and COA not later than the 30th day following the end of the quarter.
2. Column 1 shall reflect the classification of revenue and other receipts as to tax or non-tax and should identify the specific source (Tax Income: e.g., Tax on Domestic Goods and Services, Tax on Net Profits, etc.; Non-tax Income: e.g. Permits and Licenses, Service Income, Business Income, etc) consistent with the Revised Chart of Accounts prescribed by COA.
3. Column 2 shall reflect the Unified Accounts Codes Structure (UACS) Code per COA-DBM-DOF Joint Circular No. 2013-1 dated 6 August 2013.
4. Columns 3 shall reflect the revenue targets for the year. This should be consistent with the amounts indicated in the Budget of Expenditures and Sources of Financing (BESF) tables for the budget year.
5. Columns 4 to 8 shall reflect the actual quarterly revenue and other receipts collections for the year covered by the report.
6. Columns 9 to 11 shall reflect the cumulative revenue and other receipts deposited by the agency with the BTr / AGDB as of date (from January 1 of the current year).
7. Columns 12 and 13 shall reflect the variance between the annual targeted collection and the actual revenue and other receipts collection as of the period covered by the report.
8. Column 14 shall reflect any additional information i.e., reasons for any variance between targeted and actual collections; new fees imposed; increase in fees and charges; or implementation of new programs.
9. This form shall be Certified Correct by the Chief Accountant/Head of Accounting Unit and approved by Head of Agency/Authorized Representative.

MONTHLY REPORT OF DISBURSEMENT

For the month of March, 2021

Department/Agency 14
 Agency 001
 Operating Unit 03 00011
 Organization Code (UACS) 14 01 03 00011
 Funding Source Code (as clustered): _____


PARTICULARS	CURRENT YEAR BUDGET					PRIOR YEAR'S BUDGET										Sub-Total	TRUST LIABILITIES				GRAND TOTAL					Remarks		
	PS	MOOE	Fin. Exp.	CO	TOTALS	PRIOR YEAR'S ACCOUNTS PAYABLE					CURRENT YEAR'S ACCOUNTS PAYABLE						Total	PS	MOOE	CO	TOTAL	PS	MOOE	Fin. Exp.	CO		TOTAL	
						PS	MOOE	Fin. Exp.	CO	Sub-Total	PS	MOOE	Fin. Exp.	CO	Sub-Total													
(1)	(2)	(3)	(4)	(5)	6=(2+3+4+5)	(7)	(8)	(9)	(10)	11=(7+8+9+10)	(12)	(13)	(14)	(15)	16=(12+13+14+15)	17=(11+16)	18=(6+17)	(19)	(20)	(21)	22=(19+20+21)	(23)	(24)	(25)	(26)	27=(23+24+25+26)	(28)	
Notice of Cash Allocation (NCA)																												
MDS Checks Issued	334,673.62	238,352.47			573,026.09		9,517,081.95			9,517,081.95					-	9,517,081.95	10,090,108.04					334,673.62	9,755,434.42			-	10,090,108.04	
Advice to Debit Account	9,796,099.09	2,478,403.24			12,274,502.33		4,212,362.13			4,212,362.13					-	4,212,362.13	16,466,864.46					9,796,099.09	6,690,765.37			-	16,466,864.46	
Notice Transfer of Allocation (NTA)																												
MDS Checks Issued		20,442.85			20,442.85					-					-	-	20,442.85						20,442.85			-	20,442.85	
Advice to Debit Account		20,613,325.69			20,613,325.69					-					-	-	20,613,325.69						20,613,325.69			-	20,613,325.69	
Working Fund (NCA Issued to BTr)																												
Tax Remittance Advices Issued (TRA)	1,055,464.91	113,749.40			1,169,214.31		533,431.80			533,431.80					-	533,431.80	1,702,646.11					1,055,464.91	647,181.20			-	1,702,646.11	
Cash Disbursement Ceiling (CDC)																												
Non-Cash Availment Authority (NCAA)																												
Others (CDT, BTr, Dccs Stamp, etc)																												
TOTALS	11,186,237.82	23,464,273.85			34,650,511.27		14,262,875.88			14,262,875.88						14,262,875.88	48,913,387.15					11,186,237.82	37,727,149.53				48,913,387.15	

SUMMARY


	Previous Report			This Month		As of Date			Previous Report		This Month		As of Date	
Total Disbursement Authorities Received														
NCA		31,566,208.05		47,210,741.04		78,776,949.09		Total Disbursement Program	60,434,647.55	38,030,008.51			98,464,656.06	
Working Fund								Less: *Actual Disbursements	34,199,792.17	48,913,387.15			83,113,179.32	
TRA		2,633,584.12		1,702,646.11		4,336,230.23		(Over)/Under Spending	26,234,855.38	(10,883,378.64)			15,351,476.74	
CDC														
NCAA														
Others (CDT, BTr, Dccs Stamp, etc)														
Less: Notice of Transfer Allocation (NTA)* Issued														
Total Disbursement Authorities Available		34,199,792.17		48,913,387.15		83,113,179.32								
Less: Lapsed NCA Disbursements*														
Balance of Disbursements Authorities as of to date														

Note: The use of NTA is discouraged
 * Amounts should tally

CERTIFIED CORRECT:


MA. TERESA S. BERDAN
 Chief Accountant
 Date: April. 8, 2021

APPROVED BY:


ALEX C. ROLDAN, CESO V
 Regional Director
 Date: April 8, 2021

STATEMENT OF APPROPRIATIONS, ALLOTMENTS, OBLIGATIONS, DBURSEMENTS AND BALANCES
As of the Quarter Ending March 31, 2021

Current Year Appropriations
Supplemental Appropriations
Continuing Appropriations

Department : 14
Agency : 001
Operating Unit : 03 0001
Organization Code (UA/C): 14 01 003 0001
Funding Source Code (as clustered): 1.01.101
i.e. OM Fund Code: 101,102,151

Table with columns: Particulars, UACS CODE, Appropriations (Authorized, Adjustments, Adjusted), Allotments (Received, Adjustments, Transfer To, Transfer From), Current Year Obligations (1st-4th Quarter, Total), Current Year Disbursements (1st-4th Quarter, Total), Balances (Unobligated, Due and Demandable, Not Yet Due and Demandable).

Particulars	UACS CODE	Appropriations			Allotments			Current Year Obligations					Current Year Disbursements					Balance					
		Authorized Appropriation	Adjustments (Transfer To/From, Realignment)	Adjusted Appropriations	Allotments Received	Adjustments (Withdrawal, Realignment)	Transfer To	Transfer From	Adjusted Total Allotments	1st Quarter Ending March 31	2nd Quarter Ending June 30	3rd Quarter Ending Sept. 30	4th Quarter Ending Dec. 31	Total	1st Quarter Ending March 31	2nd Quarter Ending June 30	3rd Quarter Ending Sept. 30	4th Quarter Ending Dec. 31	Total	Unreleased Appropriations	Unobligated Allotment	Unpaid Obligations (5,20) + (23+24)	
																						Due and Demandable	Not Yet Due and Demandable
1	2	3	4	5=(3+4)	6	7	8	9	10=(8+17) -8+9	11	12	13	14	15=(11+12+13+14)	16	17	18	19	20=(16+17+18+19)	21=(5-10)	22=(10-15)	23	24
GRAND TOTAL		4,967,804.79	-	4,967,804.79	110,562,780.69	-	-	-	115,630,585.48	12,742,527.21	-	-	-	12,742,527.21	10,489,140.51	-	-	-	10,489,140.51	-	102,788,058.27	2,243,386.70	-
PS		-	-	-	-	-	-	-	-	-	-	-	-	-	-	-	-	-	-	-	-	-	-
MODE		4,486,804.79	-	4,486,804.79	110,461,130.69	-	-	-	114,977,635.48	12,541,646.71	-	-	-	12,541,646.71	10,428,970.51	-	-	-	10,428,970.51	-	102,436,288.77	2,112,878.20	-
Fin Exp. (if applicable)		481,000.00	-	481,000.00	71,650.00	-	-	-	552,650.00	200,880.50	-	-	-	200,880.50	70,170.00	-	-	-	70,170.00	-	351,769.50	130,710.50	-
CO		-	-	-	-	-	-	-	-	-	-	-	-	-	-	-	-	-	-	-	-	-	-

Certified Correct:

Certified Correct:

Recommending Approval:

Approved By:

[Signature]
FAYE ASTORIO YU
 Budget Officer
 Date: April 14, 2021

[Signature]
MA. TERESA S. BERDAN
 Chief Accountant
 Date: April 14, 2021

[Signature]
ALEX MARIE S. ORAVADOR
 Chief FAD
 Date: April 14, 2021

[Signature]
ALEX C. RODRIGUEZ
 Head of the Agency/Regional Director
 Date: April 14, 2021

STATEMENT OF APPROPRIATIONS, ALLOTMENTS, OBLIGATIONS, DISBURSEMENTS AND BALANCES
As of the Quarter Ending March 31, 2020

Department : 14
Agency : 001
Operating Unit : 03 00811
Organization Code (UACB) : 14 01 003 00011
Funding Source Code (as clustered) : 1 01 101
(e.g. Old Fund Code: 101,102, 151)

Current Year Appropriations
Supplemental Appropriations
Continuing Appropriations

Table with columns: Particulars, UACS CODE, Appropriations (Authorized, Adjustments, Adjusted), Allotments (Received, Transfer To, Transfer From, Adjusted), Current Year Obligations (1st-4th Quarter, Total), Current Year Disbursements (1st-4th Quarter, Total), Balances (Unreleased, Unobligated, Due and Demandable, Not Yet Due and Demandable).

Sub-Total, Automatic Appropriations		10,774,000.00	-	10,774,000.00	-	-	-	-	10,774,000.00	2,496,250.42	-	-	-	2,496,250.42	2,496,250.42			2,496,250.42	8,277,749.58	-
PS		10,774,000.00	-	10,774,000.00	-	-	-	-	10,774,000.00	2,496,250.42	-	-	-	2,496,250.42	2,496,250.42			2,496,250.42	8,277,749.58	-
MOOE																				
Fin Exp. (if applicable)																				
CO																				
III. Special Purpose Fund																				
Operations:																				
Supervision and Development of Local Gov'ts.	310100100001000																			
PGF-PS (Pension Benefits)	100000100001000																			
SA No. SR 2020-01-0029	50103940 01																			
Brgy Officials Death Benefits	100000100001000																			
Miscellaneous Personnel Benefit Fund	100000100001000																			
Sub-Total, Special Purpose Fund																				
PS																				
MOOE																				
Fin Exp. (if applicable)																				
CO																				
GRAND TOTAL		155,278,000.00	-	155,278,000.00	47,372,995.10	-	-	-	202,650,995.10	50,523,895.38	-	-	-	50,523,895.38	48,151,715.42			48,151,715.42	152,127,188.72	2,372,089.96
PS		131,229,000.00	-	131,229,000.00	-	-	-	-	131,229,000.00	26,598,728.51	-	-	-	26,598,728.51	26,496,615.80			26,496,615.80	104,630,270.49	102,113.71
MOOE		24,049,000.00	-	24,049,000.00	47,372,995.10	-	-	-	71,421,995.10	23,925,075.87	-	-	-	23,925,075.87	21,655,099.62			21,655,099.62	47,496,919.23	2,269,976.25
Fin Exp. (if applicable)																				
CO																				

Certified Correct:

Faye Astor
FAYE ASTOR
 Budget Officer
 Date: April 14, 2021

Certified Correct:

Ma. Teresa S. Berdan
MA. TERESA S. BERDAN
 Chief Accountant
 Date: April 14, 2021

Recommending Approval:

Ma. Marie S. Gravador
MA. MARIE S. GRAVADOR
 Chief FAD
 Date: April 14, 2021

Approved By:

Alex C. Roldan
ALEX C. ROLDAN
 Head of the Agency/Regional Director
 Date: April 14, 2021