


| | | | | | | | | | | | | | | | | | | | | | | |
|-------------------------------------|--|-----------------------|----------|-----------------------|----------------------|----------|----------|----------|-----------------------|----------------------|----------------------|----------|----------|-----------------------|----------------------|----------------------|--|--|-----------------------|-----------------------|---------------------|--|
| Sub-Total, Automatic Appropriations | | 10,774,000.00 | - | 10,774,000.00 | - | - | - | - | 10,774,000.00 | 2,496,250.42 | 2,621,106.53 | - | - | 5,117,356.95 | 2,496,250.42 | 2,621,106.53 | | | 5,117,356.95 | 5,656,643.06 | - | |
| PS | | 10,774,000.00 | - | 10,774,000.00 | - | - | - | - | 10,774,000.00 | 2,496,250.42 | 2,621,106.53 | - | - | 5,117,356.95 | 2,496,250.42 | 2,621,106.53 | | | 5,117,356.95 | 5,656,643.06 | - | |
| MOOE | | - | - | - | - | - | - | - | - | - | - | - | - | - | - | - | | | - | - | - | |
| Fin Exp. (if applicable) | | - | - | - | - | - | - | - | - | - | - | - | - | - | - | - | | | - | - | - | |
| CO | | - | - | - | - | - | - | - | - | - | - | - | - | - | - | - | | | - | - | - | |
| GRAND TOTAL | | 155,278,000.00 | - | 155,278,000.00 | 55,597,673.52 | - | - | - | 210,875,673.52 | 50,523,805.38 | 59,671,752.44 | - | - | 110,195,557.82 | 48,151,715.42 | 56,948,038.49 | | | 105,100,653.91 | 100,680,115.70 | 5,094,903.91 | |
| PS | | 131,229,000.00 | - | 131,229,000.00 | - | - | - | - | 131,229,000.00 | 26,988,729.51 | 36,144,801.44 | - | - | 62,743,530.95 | 29,498,615.80 | 35,359,694.70 | | | 61,856,300.50 | 60,445,469.05 | 60,363.03 | |
| MOOE | | 24,049,000.00 | - | 24,049,000.00 | 55,597,673.52 | - | - | - | 79,646,673.52 | 23,925,075.87 | 23,526,951.00 | - | - | 47,452,026.87 | 21,655,099.62 | 21,589,253.79 | | | 43,244,353.41 | 32,194,646.66 | 5,034,540.88 | |
| Fin Exp. (if applicable) | | - | - | - | - | - | - | - | - | - | - | - | - | - | - | - | | | - | - | - | |
| CO | | - | - | - | - | - | - | - | - | - | - | - | - | - | - | - | | | - | - | - | |


Certified Correct:


Certified Correct:


Recommending Approval:

Approved By:


FAYE ASTORETH E. YU
 Budget Officer
 Date: July 15, 2021


MA TERESA S. BERDAN
 Chief Accountant
 Date: July 15, 2021


GALE MARIE S. GRAVADOR
 Chief FAD
 Date: July 15, 2021


ALEX C. ROLDAN, CESO V
 Head of the Agency/Regional Director
 Date: July 15, 2021

| Particulars | UACS CODE | Appropriations | | | Allotments | | | Current Year Obligations | | | | | Current Year Disbursements | | | | Balances | | | | | | |
|--------------------|------------|---------------------------|--|-------------------------|----------------------|---------------------------------------|-------------|--------------------------|-------------------------------|-----------------------------|----------------------------|-----------------------------|----------------------------|-----------------------|-----------------------------|----------------------------|-----------------------------|----------------------------|-----------------------|---------------------------|------------------------|------------------------------------|----------------------------|
| | | Authorized Appropriations | Adjustments (Transfer To/from Realignment) | Adjusted Appropriations | Allotments Received | Adjustments (Withdrawal, Realignment) | Transfer To | Transfer From | Adjusted Total Appropriations | 1st Quarter Ending March 31 | 2nd Quarter Ending June 30 | 3rd Quarter Ending Sept. 30 | 4th Quarter Ending Dec. 31 | Total | 1st Quarter Ending March 31 | 2nd Quarter Ending June 30 | 3rd Quarter Ending Sept. 30 | 4th Quarter Ending Dec. 31 | Total | Unreleased Appropriations | Unobligated Allotments | Unpaid Obligations (15-20) (23+24) | |
| | | | | | | | | | | | | | | | | | | | | | | Due and Demandable | Not Yet Due and Demandable |
| Subsidies - Others | 5021499000 | | | | | | | | | | | | | | | | | | | | | | |
| GRAND TOTAL | | 155,278,000.00 | - | 155,278,000.00 | 55,597,673.52 | - | - | - | 210,875,673.52 | 50,523,805.38 | 59,671,752.44 | - | - | 110,195,557.82 | 48,151,715.42 | 56,948,938.49 | - | - | 105,100,653.91 | - | 99,913,790.70 | 5,094,903.91 | - |

Certified Correct:

FAYE ASTORETH R. YU
FAYE ASTORETH R. YU
 Budget Officer
 Date: July 15, 2021

Certified Correct:

MARIA TERESA S. BERDAN
MARIA TERESA S. BERDAN
 Chief Accountant
 Date: July 15, 2021

Recommending Approval:

GALE MARIE S. GRAVADOR
GALE MARIE S. GRAVADOR
 Chief, FAD
 Date: July 15, 2021

Approved By:

ALEX C. ROLDAN
ALEX C. ROLDAN
 Agency Head/Regional Director
 Date: July 15, 2021


STATEMENT OF APPROPRIATIONS, ALLOTMENTS, OBLIGATIONS, DISBURSEMENTS AND BALANCES
As of the Quarter Ending June 30, 2021


Department : 14
Agency : 001
Operating Unit : 03 00011
Organization Code (UACS) : 14 01 003 00011
Funding Source Code (as clustered) : 1 01 101
(e.g. Old Fund Code: 101, 102, 151)


Current Year Appropriations
Supplemental Appropriations
Continuing Appropriations


Table with 24 columns: Particulars, UACS CODE, Authorized Appropriation, Adjustments (Transfer To/From, Realignment), Adjusted Appropriations, Allotments Received, Adjustments (Withdrawal, Realignment), Transfer To, Transfer From, Adjusted Total Allotments, 1st Quarter, 2nd Quarter, 3rd Quarter, 4th Quarter, Total, 1st Quarter, 2nd Quarter, 3rd Quarter, 4th Quarter, Total, Unreleased Appropriations, Unobligated Allotment, Unpaid Obligations (Due and Demandable, Not Yet Due and Demandable).

| Particulars | UACS CODE | Appropriations | | | Allotments | | | | | Current Year Obligations | | | | | Current Year Disbursements | | | | | Balances | | | |
|--|-----------------|--------------------------|------------------------------------|-------------------------|-----------------------|---------------------------------------|-------------------|---------------|---------------------------|-----------------------------|----------------------------|-----------------------------|----------------------------|----------------------|-----------------------------|----------------------------|-----------------------------|----------------------------|----------------------|---------------------------|-----------------------|---------------------|----|
| | | Authorized Appropriation | Adjustments (To)/From, Realignment | Adjusted Appropriations | Allotments Received | Adjustments (Withdrawal, Realignment) | Transfer To | Transfer From | Adjusted Total Allotments | 1st Quarter Ending March 31 | 2nd Quarter Ending June 30 | 3rd Quarter Ending Sept. 30 | 4th Quarter Ending Dec. 31 | Total | 1st Quarter Ending March 31 | 2nd Quarter Ending June 30 | 3rd Quarter Ending Sept. 30 | 4th Quarter Ending Dec. 31 | Total | Unreleased Appropriations | Unobligated Allotment | Unpaid Obligations | |
| | | | | | | | | | | | | | | | | | | | | | | 10=(6+7)+8+9 | 11 |
| MOOE | | | | | 650,000.00 | | 446,000.00 | - | 650,000.00 | 204,000.00 | 446,000.00 | - | - | 650,000.00 | 204,000.00 | 446,000.00 | - | - | 650,000.00 | | | | |
| Support for Infra Projects and Social Programs | 100000100001000 | | | | 16,876,069.28 | - | - | - | 16,876,069.28 | 559,139.48 | 4,393,396.90 | - | - | 4,952,536.38 | 559,139.48 | 3,494,574.85 | - | - | 4,053,714.33 | | 11,923,532.90 | 898,822.05 | |
| MOOE | | | | | 16,876,069.28 | - | - | - | 16,876,069.28 | 559,139.48 | 4,393,396.90 | - | - | 4,952,536.38 | 559,139.48 | 3,494,574.85 | - | - | 4,053,714.33 | | 11,923,532.90 | 898,822.05 | |
| Bayanihan to Recover as One Act (RA 11494) | 100000100001000 | | | | 81,257,864.00 | - | - | - | 81,257,864.00 | 7,521,060.33 | 72,302,534.66 | - | - | 79,823,594.99 | 7,521,060.33 | 72,008,760.16 | - | - | 79,529,820.49 | | 1,434,269.01 | 293,774.50 | |
| MOOE | | | | | 81,257,864.00 | - | - | - | 81,257,864.00 | 7,521,060.33 | 72,302,534.66 | - | - | 79,823,594.99 | 7,521,060.33 | 72,008,760.16 | - | - | 79,529,820.49 | | 1,434,269.01 | 293,774.50 | |
| Sub-Total, Special Purpose Fund | | | | | 98,783,933.28 | | 446,000.00 | | 98,783,933.28 | 8,284,199.81 | 77,141,931.56 | | | 85,426,131.37 | 8,284,199.81 | 75,949,335.01 | | | 84,233,534.82 | | 13,357,801.91 | 1,192,596.55 | |
| PS | | | | | 98,783,933.28 | - | 446,000.00 | - | 98,783,933.28 | 8,284,199.81 | 77,141,931.56 | - | - | 85,426,131.37 | 8,284,199.81 | 75,949,335.01 | - | - | 84,233,534.82 | | 13,357,801.91 | 1,192,596.55 | |
| MOOE | | | | | | | | | | | | | | | | | | | | | | | |
| Fin Exp.(if applicable) | | | | | | | | | | | | | | | | | | | | | | | |
| CO | | | | | | | | | | | | | | | | | | | | | | | |
| GRAND TOTAL | | 4,967,804.79 | | 4,967,804.79 | 111,578,843.69 | | 446,000.00 | | 116,546,648.48 | 12,742,527.21 | 81,562,807.34 | | | 94,305,334.55 | 10,499,140.51 | 79,415,860.79 | | | 89,915,001.30 | | 22,241,313.93 | 4,390,333.25 | |
| PS | | | | | | | | | | | | | | | | | | | | | | | |
| MOOE | | 4,486,804.79 | | 4,486,804.79 | 111,507,193.69 | | 446,000.00 | | 115,993,998.48 | 12,541,646.71 | 81,224,335.34 | | | 93,765,982.05 | 10,428,970.51 | 79,284,550.29 | | | 89,713,520.80 | | 22,228,016.43 | 4,052,461.25 | |
| Fin Exp.(if applicable) | | | | | | | | | | | | | | | | | | | | | | | |
| CO | | 481,000.00 | | 481,000.00 | 71,650.00 | | | | 552,650.00 | 200,880.50 | 338,472.00 | | | 539,352.50 | 70,170.00 | 131,310.50 | | | 201,480.50 | | 13,297.50 | 337,872.00 | |

Certified Correct:

FAYE ASTORETH R. YU
 Budget Officer
 Date: July 15, 2021

Certified Correct:

MA. TERESA S. BERDAN
 Chief Accountant
 Date: July 15, 2021

Recommending Approval:

GALE MARIE S. GRAVADOR
 Chief FAD
 Date: July 15, 2021


Approved By:

ALEX C. ROLDAN, CESO V
 Head of the Agency/Regional Director
 Date: July 15, 2021

| Particulars | UACS CODE | Appropriations | | Allotments | | | | | Current Year Obligations | | | | | Current Year Disbursements | | | | | Balances | | | | | |
|---|------------------------|---------------------------|--|-------------------------|-----------------------|-------------------------------|-------------|---------------|-------------------------------|-----------------------------|----------------------------|-----------------------------|----------------------------|----------------------------|-----------------------------|----------------------------|-----------------------------|----------------------------|----------------------|----------------------------|------------------------|------------------------------------|----------------------------|---|
| | | Authorized Appropriations | Adjustments (Transfer To/From Reapportionment) | Adjusted Appropriations | Allotments Received | Adjustments (Reapportionment) | Transfer To | Transfer From | Adjusted Total Appropriations | 1st Quarter Ending March 31 | 2nd Quarter Ending June 30 | 3rd Quarter Ending Sept. 30 | 4th Quarter Ending Dec. 31 | Total | 1st Quarter Ending March 31 | 2nd Quarter Ending June 30 | 3rd Quarter Ending Sept. 30 | 4th Quarter Ending Dec. 31 | Total | Unobligated Appropriations | Unobligated Allotments | Unpaid Obligations (15-20)=(23+24) | | |
| | | | | | | | | | | | | | | | | | | | | | | Due and Demandable | Not Yet Due and Demandable | |
| Support for Infra Projects and Social Programs | 100000100001000 | | | | 16,876,069.28 | - | - | - | 16,876,069.28 | 559,139.48 | 4,393,396.99 | - | - | 4,952,536.38 | 559,139.48 | 3,494,574.85 | - | - | 4,053,714.33 | | | 11,923,532.99 | 898,822.05 | - |
| Travelling Expenses | 50201010 00 | | | | 6,607,346.00 | | | | 6,607,346.00 | 128,498.00 | 1,389,691.00 | | | 1,518,189.00 | 128,498.00 | 1,389,691.00 | | | 1,518,189.00 | | | 5,089,157.00 | - | - |
| Training Expenses | 50202010 02 | | | | 31,350.00 | | | | 31,350.00 | - | - | | | - | - | - | | | - | | | 31,350.00 | - | - |
| ICT Office Supplies Expenses | 50203010 01 | | | | 3,090.00 | | | | 3,090.00 | - | - | | | - | - | - | | | - | | | 3,090.00 | - | - |
| Office Supplies Expenses | 50203010 02 | | | | 191,316.00 | | | | 191,316.00 | - | 189,290.00 | | | 189,290.00 | - | - | | | - | | | 2,026.00 | 189,290.00 | - |
| Medical, Dental and Laboratory Supplies Expenses | 5020308000 | | | | 7,286,656.00 | | | | 7,286,656.00 | 2,276,412.05 | - | | | 2,276,412.05 | - | 1,566,880.00 | | | 1,566,880.00 | | | 5,010,243.95 | 709,532.05 | - |
| Other Supplies and Materials Expenses | 50203990 00 | | | | 70,485.00 | | | | 70,485.00 | - | - | | | - | - | - | | | - | | | 70,485.00 | - | - |
| Mobile | 5020502001 | | | | 2,102,338.00 | | | | 2,102,338.00 | 13,705.00 | 410,135.00 | | | 423,840.00 | 13,705.00 | 410,135.00 | | | 423,840.00 | | | 1,678,498.00 | - | - |
| Other General Services | 50212990 99 | | | | 583,498.28 | | | | 583,498.28 | 416,936.48 | 127,868.86 | | | 544,805.33 | 416,936.48 | 127,868.86 | | | 544,805.33 | | | 38,692.95 | - | - |
| Bayanhan to Recover as One Act (RA 11494) | 100000100001000 | | | | 81,257,864.00 | - | - | - | 81,257,864.00 | 7,521,060.33 | 72,302,534.66 | - | - | 79,823,594.99 | 7,521,060.33 | 72,008,760.16 | | | 79,529,820.49 | | | 1,434,269.01 | 293,774.50 | - |
| Office Supplies Expenses | 50203010 02 | | | | 1,256,559.00 | | | | 1,256,559.00 | 700,000.00 | 496,580.50 | | | 1,196,580.50 | 700,000.00 | 202,806.00 | | | 902,806.00 | | | 59,978.50 | 293,774.50 | - |
| Medical, Dental and Laboratory Supplies Expenses | 50203080 00 | | | | 883,352.00 | | | | 883,352.00 | - | - | | | - | - | - | | | - | | | 883,352.00 | - | - |
| Other General Services | 50212990 99 | | | | 79,117,953.00 | | | | 79,117,953.00 | 6,821,060.33 | 71,805,954.16 | | | 78,627,014.49 | 6,821,060.33 | 71,805,954.16 | | | 78,627,014.49 | | | 490,536.51 | - | - |
| GRAND TOTAL | | 4,967,804.79 | | 4,967,804.79 | 111,578,843.69 | | | | 116,546,648.48 | 12,742,527.21 | 81,562,807.34 | | | 94,305,334.55 | 10,499,140.51 | 79,415,860.79 | | | 89,915,001.30 | | | 22,241,313.93 | 4,390,333.25 | |


Certified Correct:


FAYE ASTORETH R. YU
 Budget Officer
 Date: July 15, 2021


Certified Correct:


MARIA TERESA S. BERDAN
 Chief Accountant
 Date: July 15, 2021

Recommending Approval:


GALE MARIE S. GRAVADOR
 Chief, FAD
 Date: July 15, 2021

Approved By:


ALEX C. ROLDAN, CESO V
 Agency Head/Regional Director
 Date: July 15, 2021

MONTHLY REPORT OF DISBURSEMENT

For the month of June, 2021

Department/Agency 14
 Agency 001
 Operating Unit 03 00011
 Organization Code (UACS) 14 01 03 00011
 Funding Source Code (as clustered): _____

| PARTICULARS | CURRENT YEAR BUDGET | | | | | PRIOR YEAR'S BUDGET | | | | | | | | | | Sub-Total | TRUST LIABILITIES | | | | GRAND TOTAL | | | | | Remarks | | |
|--|----------------------|----------------------|-----------|-----|----------------------|-------------------------------|------|-----------|------|---------------|---------------------------------|------|-----------|------|------------------|------------|----------------------|------|------|------|---------------|----------------------|----------------------|-----------|------|------------------|----------------------|--|
| | PS | MOOE | Fin. Exp. | CO | TOTALS | PRIOR YEAR'S ACCOUNTS PAYABLE | | | | | CURRENT YEAR'S ACCOUNTS PAYABLE | | | | | | Total | PS | MOOE | CO | TOTAL | PS | MOOE | Fin. Exp. | CO | | TOTAL | |
| | | | | | | PS | MOOE | Fin. Exp. | CO | Sub-Total | PS | MOOE | Fin. Exp. | CO | Sub-Total | | | | | | | | | | | | | |
| (1) | (2) | (3) | (4) | (5) | 6=(2+3+4+5) | (7) | (8) | (9) | (10) | 11=(7+8+9+10) | (12) | (13) | (14) | (15) | 16=(12+13+14+15) | 17=(11+16) | 18=(6+17) | (19) | (20) | (21) | 22=(19+20+21) | (23) | (24) | (25) | (26) | 27=(23+24+25+26) | (28) | |
| Notice of Cash Allocation (NCA) | | | | | | | | | | | | | | | | | | | | | | | | | | | | |
| MDS Checks Issued | 348,605.19 | 1,105,022.55 | | | 1,453,627.74 | | | | | - | | | | | - | - | 1,453,627.74 | | | | | 348,605.19 | 1,105,022.55 | | | - | 1,453,627.74 | |
| Advice to Debit Account | 9,289,800.96 | 1,463,451.21 | | | 10,753,252.17 | | | | | - | | | | | - | - | 10,753,252.17 | | | | | 9,289,800.96 | 1,463,451.21 | | | - | 10,753,252.17 | |
| Notice Transfer of Allocation (NTA) | | | | | | | | | | | | | | | | | | | | | | | | | | | | |
| MDS Checks Issued | | 11,354,983.32 | | | 11,354,983.32 | | | | | - | | | | | - | - | 11,354,983.32 | | | | | | 11,354,983.32 | | | - | 11,354,983.32 | |
| Advice to Debit Account | | 31,742,845.15 | | | 31,742,845.15 | | | | | - | | | | | - | - | 31,742,845.15 | | | | | | 31,742,845.15 | | | - | 31,742,845.15 | |
| Working Fund (NCA Issued to BTr) | | | | | | | | | | | | | | | | | | | | | | | | | | | | |
| Tax Remittance Advices Issued (TRA) | 1,118,999.19 | 310,445.54 | | | 1,429,444.73 | | | | | - | | | | | - | - | 1,429,444.73 | | | | | 1,118,999.19 | 310,445.54 | | | - | 1,429,444.73 | |
| Cash Disbursement Ceiling (CDC) | | | | | | | | | | | | | | | | | | | | | | | | | | | | |
| Non-Cash Availment Authority (NCAA) | | | | | | | | | | | | | | | | | | | | | | | | | | | | |
| Others (CDT, BTr, Docs Stamp, etc) | | | | | | | | | | | | | | | | | | | | | | | | | | | | |
| TOTALS | 10,757,405.34 | 45,976,747.77 | | | 56,734,153.11 | | | | | | | | | | | | 56,734,153.11 | | | | | 10,757,405.34 | 45,976,747.77 | | | | 56,734,153.11 | |


SUMMARY

| | Previous Report | This Month | As of Date |
|--|-----------------|---------------|----------------|
| Total Disbursement Authorities Received | | | |
| NCA | 158,782,503.80 | 55,304,708.38 | 214,087,212.18 |
| Working Fund | | | |
| TRA | 6,783,662.79 | 1,429,444.73 | 8,213,107.52 |
| CDC | | | |
| NCAA | | | |
| Others (CDT, BTr, Dccs Stamo, etc) | | | |
| Less: Notice of Transfer Allocation (NTA)* issued | | | |
| Total Disbursement Authorities Available | 165,566,166.59 | 56,734,153.11 | 222,300,319.70 |
| Less: Lapsed NCA Disbursements* | | | |
| Balance of Disbursements Authorities as of to date | | | |


| | Previous Report | This Month | As of Date |
|-----------------------------|-----------------|-----------------|----------------|
| Total Disbursement Program | 192,801,096.44 | 45,921,769.53 | 238,722,865.97 |
| Less: *Actual Disbursements | 165,566,166.59 | 56,734,153.11 | 222,300,319.70 |
| (Over)/Under Spending | 27,234,929.85 | (10,812,383.58) | 16,422,546.27 |

Note: The use of NTA is discouraged

CERTIFIED CORRECT:


M.A. TERESA S. BERDAN
 Chief Accountant
 Date: July 8, 2021


APPROVED BY:

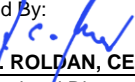

ALEX C. ROLDAN, CESO V
 Regional Director
 Date: July 8, 2021

QUARTERLY REPORT OF REVENUE AND OTHER RECEIPTS
 As of the Quarter Ending June 30, 2021
 (In Pesos)

Department : 14
 Agency : 001
 Operating Unit : 03 00011
 Organization Code (UACS) : 14 01 003 00011

| CLASSIFICATION / SOURCES OF REVENUE AND OTHER RECEIPTS | UACS Code | REVENUE TARGET (Annual) | ACTUAL REVENUE AND OTHER RECEIPTS COLLECTIONS | | | | | CUMULATIVE REMITTANCE /DEPOSITS TO DATE | | | VARIANCE | | Remarks |
|--|-------------|-------------------------|---|-------------|-------------|-------------|-------------|---|---------------------|-----------|----------|---------------|---------|
| | | | 1st Quarter | 2nd Quarter | 3rd Quarter | 4th Quarter | TOTAL | Remittance to BTr | Deposited with AGDB | Total | Amount | % | |
| 1 | 2 | 3 | 4 | 5 | 6 | 7 | 8=(4+5+6+7) | 9 | 10 | 11=(9+10) | 12=(8-3) | 13 = (12 / 3) | 14 |
| A. General Fund (formerly Fund 101) | | | | | | | | | | | | | |
| - Tax | | | | | | | | | | | | | |
| Documentary Stamp Tax | 40104010 00 | | None | | | | None | | | None | | | |
| - Non-Tax | | | | | | | | | | | | | |
| Permit Fees Import | 40201010 01 | | None | | | | None | | | None | | | |
| B. Special Account in the General Fund (formerly Fund 105, 183, 401, 151-159) | | | | | | | | | | | | | |
| - Tax | | | None | | | | None | | | None | | | |
| - Non-Tax | | | None | | | | None | | | None | | | |
| C. Off-Budget Accounts (formerly Fund 161 to 164, etc.) | | | None | | | | None | | | None | | | |
| D. Custodial Funds (formerly Fund 101-184, 187) | | | None | | | | None | | | None | | | |
| TOTAL | | | | | | | | | | | | | |

Certified Correct:

MARIA TERESA S. BERDAN
 Chief Accountant
 Date: July 8, 2021

Approved By:

ALEX C. ROLDAN, CESO V
 Regional Director
 Date: July 8, 2021

List of Allotments and Sub-Allotments
As of the Quarter Ending June 30, 2021


Department : 14
 Agency : 001
 Operating Unit : 03 00011
 Organization Code (UACS) : 14 001 003 00011
 Funding Source Code (as clus) : 1 01 101, 1 04 102, 1 01 253
 (e.g. Old Fund Code: 101,102, 151)

| | |
|--|-----------------------------|
| | Current Year Appropriations |
| | Continuing Appropriations |
| | Supplemental Appropriations |

| No. | Allotments / Sub-Allotments | | Funding Source | | Allotments / Sub-Allotments received from COs / ROs | | | | Sub-Allotment to Regions/Operating Units | | | | Total Allotments / Net of Sub-allotments | | | |
|---|--|-----------|------------------------|-----------|---|---------------|----|---------------|--|------|----|-------------|--|---------------|---------------|---------------|
| | Number | Date | Description | UACS Code | PS | MOOE | CO | Total | PS | MOOE | CO | Total | PS | MOOE | CO | Total |
| 1 | 2 | 3 | 4 | 5 | 6 | 7 | 8 | 9=(6+7+8) | 10 | 11 | 12 | =(10+11+12) | 14 = (6+10) | 15 = (7+11) | 16 = (8 + 12) | 17=(14+15+16) |
| A. Allotments received from DBM | | | | | | | | | | | | | | | | |
| | Comprehensive Release per Annex A and A-1 of NBC No. 551 | | Agency Specific Budget | | | | | | | | | | | | | |
| | Sub-Total | | | | - | - | - | - | - | - | - | - | - | - | - | - |
| B. Sub-allotments received from Central Office/Regional Office | | | | | | | | | | | | | | | | |
| 1 | SA NO. SR 2021-01-0014 | 18-Jan-21 | Regular Agency Budget | 1 01 101 | | 686,864.00 | | 686,864.00 | | | | | - | 686,864.00 | | 686,864.00 |
| 2 | SA NO. SR 2021-01-0028 | 27-Jan-21 | Regular Agency Budget | 1 01 101 | | 50,000.00 | | 50,000.00 | | | | | - | 50,000.00 | | 50,000.00 |
| 3 | SA NO. SR 2021-02-0037 | 01-Feb-21 | Regular Agency Budget | 1 01 101 | | 3,197,000.00 | | 3,197,000.00 | | | | | - | 3,197,000.00 | | 3,197,000.00 |
| 4 | SA NO. SR 2021-02-0049 | 02-Feb-21 | Regular Agency Budget | 1 01 101 | | 405,613.00 | | 405,613.00 | | | | | - | 405,613.00 | | 405,613.00 |
| 5 | SA NO. SR 2021-02-0065 | 02-Feb-21 | Regular Agency Budget | 1 01 101 | | 221,168.00 | | 221,168.00 | | | | | - | 221,168.00 | | 221,168.00 |
| 6 | SA NO. SR 2021-02-0086 | 04-Feb-21 | Regular Agency Budget | 1 01 101 | | 50,000.00 | | 50,000.00 | | | | | - | 50,000.00 | | 50,000.00 |
| 7 | SA NO. SR 2021-02-0097 | 05-Feb-21 | Regular Agency Budget | 1 01 101 | | 303,000.00 | | 303,000.00 | | | | | - | 303,000.00 | | 303,000.00 |
| 8 | SA NO. SR 2021-02-0111 | 10-Feb-21 | Regular Agency Budget | 1 01 101 | | 1,018,000.00 | | 1,018,000.00 | | | | | - | 1,018,000.00 | | 1,018,000.00 |
| 9 | SA NO. SR 2021-02-0143 | 11-Feb-21 | Regular Agency Budget | 1 01 101 | | 842,000.00 | | 842,000.00 | | | | | - | 842,000.00 | | 842,000.00 |
| 10 | SA NO. SR 2021-02-0150 | 11-Feb-21 | Regular Agency Budget | 1 01 101 | | 28,552,735.00 | | 28,552,735.00 | | | | | - | 28,552,735.00 | | 28,552,735.00 |
| 11 | SA NO. SR 2021-02-0157 | 15-Feb-21 | Regular Agency Budget | 1 01 101 | | 3,450,000.00 | | 3,450,000.00 | | | | | - | 3,450,000.00 | | 3,450,000.00 |
| 12 | SA NO. SR 2021-02-0164 | 15-Feb-21 | Regular Agency Budget | 1 01 101 | | 600,000.00 | | 600,000.00 | | | | | - | 600,000.00 | | 600,000.00 |
| 13 | SA NO. SR 2021-02-0221 | 19-Feb-21 | Regular Agency Budget | 1 01 101 | | 190,000.00 | | 190,000.00 | | | | | - | 190,000.00 | | 190,000.00 |
| 14 | SA NO. SR 2021-02-0261 | 23-Feb-21 | Regular Agency Budget | 1 01 101 | | 2,868,000.00 | | 2,868,000.00 | | | | | - | 2,868,000.00 | | 2,868,000.00 |
| 15 | SA NO. SR 2021-02-0273 | 23-Feb-21 | Regular Agency Budget | 1 01 101 | | 68,800.00 | | 68,800.00 | | | | | - | 68,800.00 | | 68,800.00 |
| 16 | SA NO. SR 2021-02-0288 | 23-Feb-21 | Regular Agency Budget | 1 01 101 | | 97,200.00 | | 97,200.00 | | | | | - | 97,200.00 | | 97,200.00 |
| 17 | SA NO. SR 2021-02-0301 | 26-Feb-21 | Regular Agency Budget | 1 01 101 | | 588,000.00 | | 588,000.00 | | | | | - | 588,000.00 | | 588,000.00 |
| 18 | SA NO. SR 2021-03-0327 | 03-Mar-21 | Regular Agency Budget | 1 01 101 | | 59,000.00 | | 59,000.00 | | | | | - | 59,000.00 | | 59,000.00 |
| 19 | SA NO. SR 2021-03-0339 | 04-Mar-21 | Regular Agency Budget | 1 01 101 | | 75,900.00 | | 75,900.00 | | | | | - | 75,900.00 | | 75,900.00 |
| 20 | SA NO. SR 2021-03-0370 | 04-Mar-21 | Regular Agency Budget | 1 01 101 | | 50,500.00 | | 50,500.00 | | | | | - | 50,500.00 | | 50,500.00 |
| 21 | SA NO. SR 2021-03-0458 | 10-Mar-21 | Regular Agency Budget | 1 01 101 | | 500,000.00 | | 500,000.00 | | | | | - | 500,000.00 | | 500,000.00 |

| | | | | | | | | | | | | | | | | |
|----|-------------------------|-----------|--|----------|------------|-------------------|----------------------|--------------|----------------------|----------|----------|------------|-------------------|----------------------|--------------|----------------------|
| 22 | SA NO. SR 2021-03-0473 | 10-Mar-21 | Regular Agency Budget | 1 01 101 | | 44,600.00 | | 44,600.00 | | | | - | 44,600.00 | | 44,600.00 | |
| 23 | SA NO. SR 2021-03-0480 | 10-Mar-21 | Regular Agency Budget | 1 01 101 | | 2,507,000.00 | | 2,507,000.00 | | | | - | 2,507,000.00 | | 2,507,000.00 | |
| 24 | SA NO. SR 2021-03-0494 | 11-Mar-21 | Regular Agency Budget | 1 01 101 | | 824,045.10 | | 824,045.10 | | | | - | 824,045.10 | | 824,045.10 | |
| 25 | SA NO. SR 2021-03-0511 | 12-Mar-21 | Regular Agency Budget | 1 01 101 | | 123,570.00 | | 123,570.00 | | | | - | 123,570.00 | | 123,570.00 | |
| | SA NO. SR 2021-04-0601 | 05-Apr-21 | Regular Agency Budget | 1 01 101 | | 167,620.00 | | 167,620.00 | | | | - | 167,620.00 | | 167,620.00 | |
| | SA NO. SR 2021-04-0616 | 05-Apr-21 | Regular Agency Budget | 1 01 101 | | 73,200.00 | | 73,200.00 | | | | - | 73,200.00 | | 73,200.00 | |
| | SA NO. SR 2021-04-0631 | 05-Apr-21 | Regular Agency Budget | 1 01 101 | | 186,100.00 | | 186,100.00 | | | | - | 186,100.00 | | 186,100.00 | |
| | SA NO. SR 2021-04-0647 | 05-Apr-21 | Regular Agency Budget | 1 01 101 | | 53,500.00 | | 53,500.00 | | | | - | 53,500.00 | | 53,500.00 | |
| | SA NO. SR 2021-04-0660 | 05-Apr-21 | Regular Agency Budget | 1 01 101 | | 8,100.00 | | 8,100.00 | | | | - | 8,100.00 | | 8,100.00 | |
| | SA NO. SR 2021-04-0674 | 05-Apr-21 | Regular Agency Budget | 1 01 101 | | 361,000.00 | | 361,000.00 | | | | - | 361,000.00 | | 361,000.00 | |
| | SA NO. SR 2021-04-0691 | 16-Apr-21 | Regular Agency Budget | 1 01 101 | | 500,000.00 | | 500,000.00 | | | | - | 500,000.00 | | 500,000.00 | |
| | SA NO. SR 2021-04-0692 | 21-Apr-21 | Regular Agency Budget | 1 01 101 | | 42,000.00 | | 42,000.00 | | | | - | 42,000.00 | | 42,000.00 | |
| | SA NO. SR 2021-04-0715 | 23-Apr-21 | Regular Agency Budget | 1 01 101 | | 548,244.00 | | 548,244.00 | | | | - | 548,244.00 | | 548,244.00 | |
| | SA NO. SR 2021-04-0726 | 23-Apr-21 | Regular Agency Budget | 1 01 101 | | 1,410,000.00 | | 1,410,000.00 | | | | - | 1,410,000.00 | | 1,410,000.00 | |
| | SA NO. SR 2021-04-0729 | 29-Apr-21 | Regular Agency Budget | 1 01 101 | | 2,796,000.00 | | 2,796,000.00 | | | | - | 2,796,000.00 | | 2,796,000.00 | |
| | SA NO. SR 2021-05-0791 | 04-May-21 | Regular Agency Budget | 1 01 101 | | 30,000.00 | | 30,000.00 | | | | - | 30,000.00 | | 30,000.00 | |
| | SA NO. SR 2021-05-0833 | 21-May-21 | Regular Agency Budget | 1 01 101 | 826,867.42 | | | 826,867.42 | | | | 826,867.42 | - | | 826,867.42 | |
| | SA NO. SR 2021-05-0839 | 25-May-21 | Regular Agency Budget | 1 01 101 | | 303,000.00 | | 303,000.00 | | | | - | 303,000.00 | | 303,000.00 | |
| | SA NO. SR 2021-05-0872 | 28-May-21 | Regular Agency Budget | 1 01 101 | | 30,000.00 | | 30,000.00 | | | | - | 30,000.00 | | 30,000.00 | |
| | SA NO. SR 2021-06-0912 | 08-Jun-21 | Regular Agency Budget | 1 01 101 | | 119,776.00 | | 119,776.00 | | | | - | 119,776.00 | | 119,776.00 | |
| | SA NO. SR 2021-06-1029 | 24-Jun-21 | Regular Agency Budget | 1 01 101 | | 50,000.00 | | 50,000.00 | | | | - | 50,000.00 | | 50,000.00 | |
| | SA NO. SR 2021-06-1045 | 28-Jun-21 | Regular Agency Budget | 1 01 101 | | 265,000.00 | | 265,000.00 | | | | - | 265,000.00 | | 265,000.00 | |
| | SA NO. SR 2021-06-1063 | 29-Jun-21 | Regular Agency Budget | 1 01 101 | | 434,271.00 | | 434,271.00 | | | | - | 434,271.00 | | 434,271.00 | |
| | Sub-Total | | | | | <u>826,867.42</u> | <u>54,750,806.10</u> | <u>-</u> | <u>55,577,673.52</u> | <u>-</u> | <u>-</u> | <u>-</u> | <u>826,867.42</u> | <u>54,750,806.10</u> | <u>-</u> | <u>55,577,673.52</u> |
| | Total Allotments | | | | | <u>826,867.42</u> | <u>54,750,806.10</u> | <u>-</u> | <u>55,577,673.52</u> | <u>-</u> | <u>-</u> | <u>-</u> | <u>826,867.42</u> | <u>54,750,806.10</u> | <u>-</u> | <u>55,577,673.52</u> |
| | | | Summary by Funding Source Code: | | | | | | | | | | | | | |
| | | | Agency Specific Budget | 1 01 101 | | 826,867.42 | 54,750,806.10 | | 55,577,673.52 | | | | 826,867.42 | 54,750,806.10 | - | 55,577,673.52 |
| | | | BODBF | 1 01 256 | | | | | - | | | | - | | | - |
| | | | PGF | 1 01 407 | | | | | - | | | | - | | | - |
| | | | RLIP | 1 04 102 | | | | | - | | | | - | | | - |
| | | | MPBF | 1 04 106 | | | | | - | | | | - | | | - |
| | | | Bayanihan to Recover as One Act | 1 03 415 | | | | | - | | | | - | | | - |
| | | | Support for Infra Projects and Social Programs | 1 05 422 | | | | | - | | | | - | | | - |

Certified Correct:


FAYE ASTORETH R. YU
 Budget Officer
 Date: July 15, 2021

List of Allotments and Sub-Allotments
As of the Quarter Ending June 30, 2021

Department : 14
 Agency : 001
 Operating Unit : 03 00011
 Organization Code (UACS) : 14 001 003 00011
 Funding Source Code (as clu: 1 01 101, 1 04 102, 1 01 253


(e.g. Old Fund Code: 101,102, 151)

| | |
|--|-----------------------------|
| | Current Year Appropriations |
| | Continuing Appropriations |
| | Supplemental Appropriations |

| No | Allotments / Sub-Allotments | | Funding Source | | Allotments / Sub-Allotments received from COs / ROs | | | | Sub-Allotment to Regions/Operating Units | | | | Total Allotments / Net of Sub-allotments | | | |
|--|--|-----------|---------------------------------|-----------|---|---------------|----|---------------|--|------|----|---------------|--|---------------|---------------|---------------|
| | Number | Date | Description | UACS Code | PS | MOOE | CO | Total | PS | MOOE | CO | Total | PS | MOOE | CO | Total |
| 1 | 2 | 3 | 4 | 5 | 6 | 7 | 8 | 9=(6+7+8) | 10 | 11 | 12 | 13=(10+11+12) | 14 = (6+10) | 15 = (7+11) | 16 = (8 + 12) | 17=(14+15+16) |
| A. Allotments received from DBM | | | | | | | | | | | | | | | | |
| | Comprehensive Release per Annex A and A-1 of NBC No. 551 | | Agency Specific Budget | | | | | | | | | | | | | |
| | Sub-Total | | | | - | - | - | - | - | - | - | - | - | - | - | - |
| B. Sub-allotments received from | | | | | | | | | | | | | | | | |
| Central Office/Regional Office | | | | | | | | | | | | | | | | |
| 1 | SA NO. SR 2021-02-0181 | 16-Feb-21 | Regular Agency Budget | 1 02 101 | | 421,263.00 | | 421,263.00 | | | | | - | 421,263.00 | | 421,263.00 |
| 2 | SA NO. SR 2021-02-0205 | 18-Feb-21 | Regular Agency Budget | 1 02 101 | | 168,000.00 | | 168,000.00 | | | | | - | 168,000.00 | | 168,000.00 |
| 3 | SA NO. SR 2021-02-0232 | 19-Feb-21 | Bayanihan to Recover as One Act | 1 02 415 | | 78,704,279.00 | | 78,704,279.00 | | | | | - | 78,704,279.00 | | 78,704,279.00 |
| 4 | SA NO. SR 2021-02-0233 | 19-Feb-21 | Bayanihan to Recover as One Act | 1 02 415 | | 1,670,233.00 | | 1,670,233.00 | | | | | - | 1,670,233.00 | | 1,670,233.00 |
| 5 | SA NO. SR 2021-03-0353 | 04-Mar-21 | Regular Agency Budget | 1 02 101 | | 10,000.00 | | 10,000.00 | | | | | - | 10,000.00 | | 10,000.00 |
| 6 | SA NO. SR 2021-03-0386 | 04-Mar-21 | Regular Agency Budget | 1 02 101 | | 10,000.00 | | 10,000.00 | | | | | - | 10,000.00 | | 10,000.00 |
| 7 | SA NO. SR 2021-03-0402 | 04-Mar-21 | Regular Agency Budget | 1 02 101 | | 25,000.00 | | 25,000.00 | | | | | - | 25,000.00 | | 25,000.00 |
| 8 | SA NO. SR 2021-03-0432 | 05-Mar-21 | Regular Agency Budget | 1 02 101 | | 100,000.00 | | 100,000.00 | | | | | - | 100,000.00 | | 100,000.00 |
| 9 | SA NO. SR 2021-03-0527 | 12-Mar-21 | Regular Agency Budget | 1 02 101 | | 339,100.00 | | 339,100.00 | | | | | - | 339,100.00 | | 339,100.00 |
| 10 | SA NO. SR 2021-03-0543 | 15-Mar-21 | BODBF | 1 01 256 | | 36,000.00 | | 36,000.00 | | | | | - | 36,000.00 | | 36,000.00 |
| 11 | SA NO. SR 2021-03-0570 | 26-Mar-21 | Regular Agency Budget | 1 02 101 | | 559,412.00 | | 559,412.00 | | | | | - | 559,412.00 | | 559,412.00 |
| 12 | SA NO. SR 2021-03-0574 | 26-Mar-21 | Regular Agency Budget | 1 02 101 | | 842,524.00 | | 842,524.00 | | | | | - | 842,524.00 | | 842,524.00 |
| 13 | SA NO. SR 2021-04-0715 | 21-Apr-21 | BODBF | 1 01 256 | | 70,000.00 | | 70,000.00 | | | | | - | 70,000.00 | | 70,000.00 |
| 14 | SA NO. SR 2021-05-0758 | 03-May-21 | BODBF | 1 01 256 | | 84,000.00 | | 84,000.00 | | | | | - | 84,000.00 | | 84,000.00 |
| 15 | SA NO. SR 2021-05-0773 | 03-May-21 | BODBF | 1 01 256 | | 80,000.00 | | 80,000.00 | | | | | - | 80,000.00 | | 80,000.00 |
| 16 | SA NO. SR 2021-05-0743 | 03-May-21 | Regular Agency Budget | 1 02 101 | | 136,800.00 | | 136,800.00 | | | | | - | 136,800.00 | | 136,800.00 |
| 17 | SA NO. SR 2021-06-0936 | 10-Jun-21 | BODBF | 1 01 256 | | 60,000.00 | | 60,000.00 | | | | | - | 60,000.00 | | 60,000.00 |
| 18 | SA NO. SR 2021-06-0945 | 10-Jun-21 | BODBF | 1 01 256 | | 34,000.00 | | 34,000.00 | | | | | - | 34,000.00 | | 34,000.00 |
| 19 | SA NO. SR 2021-06-0962 | 14-Jun-21 | BODBF | 1 01 256 | | 94,000.00 | | 94,000.00 | | | | | - | 94,000.00 | | 94,000.00 |
| 20 | SA NO. SR 2021-06-0977 | 15-Jun-21 | BODBF | 1 01 256 | | 24,000.00 | | 24,000.00 | | | | | - | 24,000.00 | | 24,000.00 |
| 21 | SA NO. SR 2021-06-0996 | 22-Jun-21 | Regular Agency Budget | 1 02 101 | | 421,263.00 | | 421,263.00 | | | | | - | 421,263.00 | | 421,263.00 |

| | | | | | | | | | | | | | | | | |
|--|----------|--|--|---|---------------|---|---------------|---|---|---|---|---|---------------|---------------|---------------|---------------|
| Sub-Total | | | | - | 83,889,874.00 | - | 83,889,874.00 | - | - | - | - | - | 83,889,874.00 | - | 83,889,874.00 | |
| Total Allotments | | | | - | 83,889,874.00 | - | 83,889,874.00 | - | - | - | - | - | 83,889,874.00 | - | 83,889,874.00 | |
| Summary by Funding Source Code: | | | | | | | | | | | | | | | | |
| Agency Specific Budget | 1 02 101 | | | | 3,033,362.00 | | 3,033,362.00 | | | | | | - | 3,033,362.00 | - | 3,033,362.00 |
| BODBF | 1 01 256 | | | | 482,000.00 | | 482,000.00 | | | | | | - | 482,000.00 | - | 482,000.00 |
| PGF | 1 01 407 | | | | | | - | | | | | | - | - | - | - |
| RLIP | 1 04 102 | | | | | | - | | | | | | - | - | - | - |
| MPBF | 1 04 106 | | | | | | - | | | | | | - | - | - | - |
| Bayanihan to Recover as One Act | 1 02 415 | | | | 80,374,512.00 | | 80,374,512.00 | | | | | | - | 80,374,512.00 | - | 80,374,512.00 |
| Support for Infra Projects and Social Programs | 1 05 422 | | | | | | - | | | | | | - | - | - | - |

Certified Correct:


FAYE ASTORETH R. YU
 Budget Officer
 Date: July 15, 2021