



Republic of the Philippines  
**DEPARTMENT OF THE INTERIOR AND LOCAL GOVERNMENT XI**  
Regional Office No. XI  
#58 McArthur Highway, Matina, Davao City  
[www.region11.dilg.gov.ph](http://www.region11.dilg.gov.ph)

February 7, 2022

**ABELENE A. LANDA**  
State Auditor III  
OIC - Audit Team Leader  
Commission on Audit  
DILG XI, Matina, Davao City




Dear **Auditor Landa**:

Forwarding herewith copy of our duly accomplished quarterly accountability reports on appropriations, allotments, obligations and disbursements as of the Year ending December 31, 2021:

1. FAR No. 1 - Statement of Appropriations, Allotments, Obligations, Disbursements and Balances (Current Year Appropriations)
2. FAR No. 1 - Statement of Appropriations, Allotments, Obligations, Disbursements and Balances (Continuing Appropriations)
3. FAR No. 1-A - Summary of Appropriations, Allotments, Obligations, Disbursements & Balances by Object of Expenditures (Current Year Appropriations)
4. FAR No. 1-A - Summary of Appropriations, Allotments, Obligations, Disbursements & Balances by Object of Expenditures (Continuing Appropriations)
5. FAR No. 1-B - List of Allotments and Sub-Allotments (Current Year Appropriations)
6. FAR No. 1-B - List of Allotments and Sub-Allotments (Continuing Appropriations)
7. FAR No. 3 - Aging of Unpaid Obligations
8. FAR No. 4 - Monthly Report of Disbursement
9. FAR No. 5 - Quarterly Report of Revenue and Other Receipts

Please acknowledge receipt hereof.

Very truly yours,

  
**ALEX C. ROLDAN, CESO V**  
Regional Director

STATEMENT OF APPROPRIATIONS, ALLOTMENTS, OBLIGATIONS, DISBURSEMENTS AND BALANCES

As at the Quarter Ending December 31, 2021

Department : Department of the Interior and Local Government (DILG)  
 Agency/Entity : Office of the Secretary  
 Operating Unit : Regional Office - XI  
 Organization Code (UACS) : 14 001 0300011  
 Fund Cluster : 01 Regular Agency Fund

X	Current Year Appropriations
	Supplemental Appropriations
	Continuing Appropriations

(e.g. UACS Fund Cluster: 01-Regular Agency Fund, 02-Foreign Assisted Projects Fund, 03-Special Account-Locally Funded/Domestic Grants Fund, and 04-Special Account-Foreign Assisted/Foreign Grants Fund)

Particulars	UACS CODE	Appropriations			Allotments			Current Year Obligations					Current Year Disbursements					Balances					
		Authorized Appropriations	Adjustments(Transfers To/From, Modifications/Augmentations)	Adjusted Appropriations	Allotments Received	Adjustments(Reductions, Modifications/Augmentations)	Transfer To	Transfer From	Adjusted Total Allotments	1st Quarter Ending March 31	2nd Quarter Ending June 30	3rd Quarter Ending Sept. 30	4th Quarter Ending Dec. 31	TOTAL	1st Quarter Ending March 31	2nd Quarter Ending June 30	3rd Quarter Ending Sept. 30	4th Quarter Ending Dec. 31	TOTAL	Unreleased Appro	Unobligated Allotments	Unpaid Obligations(15-20)=(23+24)	
		3	4	5=(3+4)	6	7	8	9	10=[(6+(-)7)-8+9]	11	12	13	14	15=(11+12+13+14)	16	17	18	19	20=(16+17+18+19)	21	22	23	24
L Agency Specific Budget		204,504,000.00	119,411,286.52	323,915,286.52	204,504,000.00	0.00	0.00	119,411,286.52	323,915,286.52	48,027,554.96	57,050,645.91	78,024,474.69	118,165,499.30	301,268,174.86	45,655,465.00	54,327,831.96	78,993,655.73	61,290,125.35	240,267,078.04	0.00	22,647,111.66	0.00	61,001,096.82
General Administration and Support	1000000000000000	0.00	926,867.42	926,867.42	0.00	0.00	0.00	926,867.42	926,867.42	1,500.00	831,867.42	42,700.00	13,030.00	889,097.42	0.00	825,702.64	43,864.78	19,530.00	889,097.42	0.00	37,770.00	0.00	0.00
General Management and Supervision	1000001000010000	0.00	100,000.00	100,000.00	0.00	0.00	0.00	100,000.00	100,000.00	1,500.00	5,000.00	42,700.00	13,030.00	62,230.00	0.00	42,700.00	19,530.00	62,230.00	0.00	37,770.00	0.00	0.00	0.00
MOOE		0.00	100,000.00	100,000.00	0.00	0.00	0.00	100,000.00	100,000.00	1,500.00	5,000.00	42,700.00	13,030.00	62,230.00	0.00	42,700.00	19,530.00	62,230.00	0.00	37,770.00	0.00	0.00	0.00
Administration of Personnel Benefits	1000001000020000	0.00	826,867.42	826,867.42	0.00	0.00	0.00	826,867.42	826,867.42	0.00	826,867.42	0.00	0.00	826,867.42	0.00	825,702.64	1,164.78	0.00	826,867.42	0.00	0.00	0.00	0.00
PS		0.00	826,867.42	826,867.42	0.00	0.00	0.00	826,867.42	826,867.42	0.00	826,867.42	0.00	0.00	826,867.42	0.00	825,702.64	1,164.78	0.00	826,867.42	0.00	0.00	0.00	0.00
Sub-Total, General Administration and Support		0.00	926,867.42	926,867.42	0.00	0.00	0.00	926,867.42	926,867.42	1,500.00	831,867.42	42,700.00	13,030.00	889,097.42	0.00	825,702.64	43,864.78	19,530.00	889,097.42	0.00	37,770.00	0.00	0.00
PS		0.00	826,867.42	826,867.42	0.00	0.00	0.00	826,867.42	826,867.42	0.00	826,867.42	0.00	0.00	826,867.42	0.00	825,702.64	1,164.78	0.00	826,867.42	0.00	0.00	0.00	0.00
MOOE		0.00	100,000.00	100,000.00	0.00	0.00	0.00	100,000.00	100,000.00	1,500.00	5,000.00	42,700.00	13,030.00	62,230.00	0.00	42,700.00	19,530.00	62,230.00	0.00	37,770.00	0.00	0.00	0.00
FinEx (if Applicable)		0.00	0.00	0.00	0.00	0.00	0.00	0.00	0.00	0.00	0.00	0.00	0.00	0.00	0.00	0.00	0.00	0.00	0.00	0.00	0.00	0.00	0.00
CO		0.00	0.00	0.00	0.00	0.00	0.00	0.00	0.00	0.00	0.00	0.00	0.00	0.00	0.00	0.00	0.00	0.00	0.00	0.00	0.00	0.00	0.00
Support to Operations	2000000000000000	0.00	53,273,300.00	53,273,300.00	0.00	0.00	0.00	53,273,300.00	53,273,300.00	5,834,722.72	11,900,087.66	15,058,140.58	11,835,017.93	44,627,968.89	5,348,972.72	10,948,899.94	15,470,092.30	9,815,705.54	41,583,670.50	0.00	8,645,331.11	0.00	3,044,298.39
Development of policies, programs, and standards for local government capacity development and performance oversight	2000001000010000	0.00	535,000.00	535,000.00	0.00	0.00	0.00	535,000.00	535,000.00	9,392.00	56,342.00	191,498.18	103,593.31	360,825.49	9,392.00	37,568.00	183,498.18	95,967.20	326,415.38	0.00	174,174.51	0.00	34,410.11
MOOE		0.00	535,000.00	535,000.00	0.00	0.00	0.00	535,000.00	535,000.00	9,392.00	56,342.00	191,498.18	103,593.31	360,825.49	9,392.00	37,568.00	183,498.18	95,967.20	326,415.38	0.00	174,174.51	0.00	34,410.11
Monitoring and Evaluation of Assistance to LGUs	2000001000080000	0.00	52,738,300.00	52,738,300.00	0.00	0.00	0.00	52,738,300.00	52,738,300.00	5,825,330.72	11,843,745.66	14,866,642.40	11,731,424.62	44,267,143.40	5,339,580.72	10,911,331.94	15,286,594.12	9,719,748.34	41,257,255.12	0.00	8,471,156.60	0.00	3,009,888.28
MOOE		0.00	52,738,300.00	52,738,300.00	0.00	0.00	0.00	52,738,300.00	52,738,300.00	5,825,330.72	11,843,745.66	14,866,642.40	11,731,424.62	44,267,143.40	5,339,580.72	10,911,331.94	15,286,594.12	9,719,748.34	41,257,255.12	0.00	8,471,156.60	0.00	3,009,888.28
Sub-Total, Support to Operations		0.00	53,273,300.00	53,273,300.00	0.00	0.00	0.00	53,273,300.00	53,273,300.00	5,834,722.72	11,900,087.66	15,058,140.58	11,835,017.93	44,627,968.89	5,348,972.72	10,948,899.94	15,470,092.30	9,815,705.54	41,583,670.50	0.00	8,645,331.11	0.00	3,044,298.39
PS		0.00	0.00	0.00	0.00	0.00	0.00	0.00	0.00	0.00	0.00	0.00	0.00	0.00	0.00	0.00	0.00	0.00	0.00	0.00	0.00	0.00	0.00
MOOE		0.00	53,273,300.00	53,273,300.00	0.00	0.00	0.00	53,273,300.00	53,273,300.00	5,834,722.72	11,900,087.66	15,058,140.58	11,835,017.93	44,627,968.89	5,348,972.72	10,948,899.94	15,470,092.30	9,815,705.54	41,583,670.50	0.00	8,645,331.11	0.00	3,044,298.39
FinEx (if Applicable)		0.00	0.00	0.00	0.00	0.00	0.00	0.00	0.00	0.00	0.00	0.00	0.00	0.00	0.00	0.00	0.00	0.00	0.00	0.00	0.00	0.00	0.00
CO		0.00	0.00	0.00	0.00	0.00	0.00	0.00	0.00	0.00	0.00	0.00	0.00	0.00	0.00	0.00	0.00	0.00	0.00	0.00	0.00	0.00	0.00
Operations	3000000000000000	204,504,000.00	65,211,119.10	269,715,119.10	204,504,000.00	0.00	0.00	65,211,119.10	269,715,119.10	42,191,332.24	44,318,690.83	62,923,634.11	106,317,451.37	255,751,108.55	40,306,492.28	42,553,229.38	63,479,698.65	51,454,889.81	197,794,310.12	0.00	13,964,010.55	0.00	57,956,798.43
OO - Local Governance Improved		204,504,000.00	65,211,119.10	269,715,119.10	204,504,000.00	0.00	0.00	65,211,119.10	269,715,119.10	42,191,332.24	44,318,690.83	62,923,634.11	106,317,451.37	255,751,108.55	40,306,492.28	42,553,229.38	63,479,698.65	51,454,889.81	197,794,310.12	0.00	13,964,010.55	0.00	57,956,798.43
LOCAL GOVERNMENT EMPOWERMENT PROGRAM		204,504,000.00	63,995,237.10	268,499,237.10	204,504,000.00	0.00	0.00	63,995,237.10	268,499,237.10	42,094,132.24	44,318,690.83	62,658,634.11	105,995,361.37	255,066,818.55	40,209,292.28	42,553,229.38	63,214,698.65	51,400,149.81	197,377,370.12	0.00	13,432,418.55	0.00	57,689,448.43
Supervision and Development of Local Governments	3101001000010000	143,939,000.00	0.00	143,939,000.00	143,939,000.00	0.00	0.00	0.00	143,939,000.00	28,952,152.60	35,333,263.87	29,862,274.44	46,172,126.62	140,319,817.53	27,795,312.64	35,573,248.29	29,754,615.48	44,030,865.35	137,154,041.76	0.00	3,619,182.47	0.00	3,165,775.77

Department : Department of the Interior and Local Government (DILG)  
 Agency/Entity : Office of the Secretary  
 Operating Unit : Regional Office - XI  
 Organization Code (UACS) : 14 001 0300011  
 Fund Cluster : 01 Regular Agency Fund  
 (e.g. UACS Fund Cluster: 01-Regular Agency Fund, 02-Foreign Assisted Projects Fund, 03-Special Account-Locally Funded/Domestic Grants Fund, and 04-Special Account-Foreign Assisted/Foreign Grants Fund)

X	Current Year Appropriations
	Supplemental Appropriations
	Continuing Appropriations

Particulars	UACS CODE	Appropriations			Allotments						Current Year Obligations					Current Year Disbursements					Balances			
		Authorized Appropriations	Adjustments(Transfers To/From, Modifications/Augmentations)	Adjusted Appropriations	Allotments Received	Adjustments(Reductions, Modifications/Augmentations)	Transfer To	Transfer From	Adjusted Total Allotments	1st Quarter Ending March 31	2nd Quarter Ending June 30	3rd Quarter Ending Sept. 30	4th Quarter Ending Dec. 31	TOTAL	1st Quarter Ending March 31	2nd Quarter Ending June 30	3rd Quarter Ending Sept. 30	4th Quarter Ending Dec. 31	TOTAL	Unreleased Appro	Unobligated Allotments	Unpaid Obligations(15-20)=(23+24)		
																						Due and Demandable	Not Yet Due and Demandable	
1	2	3	4	5=(3+4)	6	7	8	9	10=[(6+(-7))-8+9]	11	12	13	14	15=(11+12+13+14)	16	17	18	19	20=(16+17+18+19)	21	22	23	24	
PS		120,455,000.00	5,120,000.00	125,575,000.00	120,455,000.00	5,120,000.00	0.00	0.00	125,575,000.00	24,102,479.09	32,696,827.49	25,324,608.77	42,744,315.47	124,868,230.82	24,000,365.38	32,738,578.17	25,275,334.69	40,476,433.00	122,490,711.24	0.00	706,769.18	0.00	2,377,519.58	
MOOE		23,484,000.00	(5,120,000.00)	18,364,000.00	23,484,000.00	(5,120,000.00)	0.00	0.00	18,364,000.00	4,849,673.51	2,636,436.38	4,537,665.67	3,427,811.15	15,451,586.71	3,794,947.26	2,834,670.12	4,479,280.79	3,554,432.35	14,663,330.52	0.00	2,912,413.29	0.00	788,256.19	
Strengthening of Peace and Orders Councils (POCs)	310100100002000	565,000.00	59,700.00	624,700.00	565,000.00	0.00	0.00	59,700.00	624,700.00	720.00	83,089.35	171,769.16	148,814.70	404,393.21	720.00	51,619.92	183,704.16	135,008.99	371,053.07	0.00	220,306.79	0.00	33,340.14	
MOOE		565,000.00	59,700.00	624,700.00	565,000.00	0.00	0.00	59,700.00	624,700.00	720.00	83,089.35	171,769.16	148,814.70	404,393.21	720.00	51,619.92	183,704.16	135,008.99	371,053.07	0.00	220,306.79	0.00	33,340.14	
Project(s)		60,000,000.00	63,935,537.10	123,935,537.10	60,000,000.00	0.00	0.00	63,935,537.10	123,935,537.10	13,141,259.64	8,902,337.61	32,624,590.51	59,674,420.05	114,342,607.81	12,413,259.64	6,928,361.17	33,276,379.01	7,234,275.47	59,852,275.29	0.00	9,592,929.29	0.00	54,490,332.52	
Locally-Funded Project(s)		60,000,000.00	63,935,537.10	123,935,537.10	60,000,000.00	0.00	0.00	63,935,537.10	123,935,537.10	13,141,259.64	8,902,337.61	32,624,590.51	59,674,420.05	114,342,607.81	12,413,259.64	6,928,361.17	33,276,379.01	7,234,275.47	59,852,275.29	0.00	9,592,929.29	0.00	54,490,332.52	
Support for Local Governance Program	310100200004000	0.00	8,375,638.00	8,375,638.00	0.00	0.00	0.00	8,375,638.00	8,375,638.00	270,732.00	2,726,237.08	4,022,584.02	1,093,040.30	8,112,593.40	270,732.00	635,365.00	4,597,660.10	2,260,296.55	7,764,053.65	0.00	263,044.60	0.00	348,539.75	
MOOE		0.00	8,375,638.00	8,375,638.00	0.00	0.00	0.00	8,375,638.00	8,375,638.00	270,732.00	2,726,237.08	4,022,584.02	1,093,040.30	8,112,593.40	270,732.00	635,365.00	4,597,660.10	2,260,296.55	7,764,053.65	0.00	263,044.60	0.00	348,539.75	
Civil Society Organization/Peoples Participation Partnership Program	310100200005000	0.00	404,600.00	404,600.00	0.00	0.00	0.00	404,600.00	404,600.00	0.00	226,374.00	0.00	147,014.00	373,388.00	0.00	188,274.00	0.00	93,300.00	281,574.00	0.00	31,212.00	0.00	91,814.00	
MOOE		0.00	404,600.00	404,600.00	0.00	0.00	0.00	404,600.00	404,600.00	0.00	226,374.00	0.00	147,014.00	373,388.00	0.00	188,274.00	0.00	93,300.00	281,574.00	0.00	31,212.00	0.00	91,814.00	
Improve LGU competitiveness and Ease of Doing Business	310100200007000	0.00	1,205,595.00	1,205,595.00	0.00	0.00	0.00	1,205,595.00	1,205,595.00	0.00	113,195.00	228,696.00	574,894.50	916,785.50	0.00	0.00	240,696.00	368,290.50	608,986.50	0.00	288,809.50	0.00	307,799.00	
MOOE		0.00	1,205,595.00	1,205,595.00	0.00	0.00	0.00	1,205,595.00	1,205,595.00	0.00	113,195.00	228,696.00	574,894.50	916,785.50	0.00	0.00	240,696.00	368,290.50	608,986.50	0.00	288,809.50	0.00	307,799.00	
LAN, WAN and IP Telephony Expansion	3101002000032000	0.00	827,168.00	827,168.00	0.00	0.00	0.00	827,168.00	827,168.00	367,717.46	105,318.00	126,296.75	150,000.00	769,332.21	87,717.46	177,765.00	115,767.33	338,082.42	719,332.21	0.00	57,835.79	0.00	50,000.00	
MOOE		0.00	827,168.00	827,168.00	0.00	0.00	0.00	827,168.00	827,168.00	367,717.46	105,318.00	126,296.75	150,000.00	769,332.21	87,717.46	177,765.00	115,767.33	338,082.42	719,332.21	0.00	57,835.79	0.00	50,000.00	
Enhanced Comprehensive Local Integration Program (E-CLIP)	3101002000033000	0.00	11,527,000.00	11,527,000.00	0.00	0.00	0.00	11,527,000.00	11,527,000.00	8,513,000.00	2,796,000.00	0.00	135,619.00	11,444,619.00	8,513,000.00	2,796,000.00	0.00	135,619.00	11,444,619.00	0.00	82,381.00	0.00	0.00	
MOOE		0.00	11,527,000.00	11,527,000.00	0.00	0.00	0.00	11,527,000.00	11,527,000.00	8,513,000.00	2,796,000.00	0.00	135,619.00	11,444,619.00	8,513,000.00	2,796,000.00	0.00	135,619.00	11,444,619.00	0.00	82,381.00	0.00	0.00	
Capacitating LGUs on Resettlement Governance	3101002000034000	0.00	528,200.00	528,200.00	0.00	0.00	0.00	528,200.00	528,200.00	0.00	0.00	162,200.00	335,389.00	497,589.00	0.00	0.00	157,200.00	322,389.00	479,589.00	0.00	30,611.00	0.00	18,000.00	
MOOE		0.00	528,200.00	528,200.00	0.00	0.00	0.00	528,200.00	528,200.00	0.00	0.00	162,200.00	335,389.00	497,589.00	0.00	0.00	157,200.00	322,389.00	479,589.00	0.00	30,611.00	0.00	18,000.00	
Barangay Tanod Skills Enhancement	3101002000053000	0.00	2,507,000.00	2,507,000.00	0.00	0.00	0.00	2,507,000.00	2,507,000.00	0.00	2,507,000.00	0.00	0.00	2,507,000.00	0.00	2,507,000.00	0.00	0.00	2,507,000.00	0.00	0.00	0.00	0.00	
MOOE		0.00	2,507,000.00	2,507,000.00	0.00	0.00	0.00	2,507,000.00	2,507,000.00	0.00	2,507,000.00	0.00	0.00	2,507,000.00	0.00	2,507,000.00	0.00	0.00	2,507,000.00	0.00	0.00	0.00	0.00	
Philippine Anti-Illegal Drugs Strategy (PADS)	3101002000054000	0.00	1,765,890.10	1,765,890.10	0.00	0.00	0.00	1,765,890.10	1,765,890.10	479,568.31	110,897.65	122,320.47	944,618.61	1,657,405.04	51,568.31	463,740.65	181,914.97	879,196.86	1,576,420.79	0.00	108,485.06	0.00	80,984.25	
MOOE		0.00	1,765,890.10	1,765,890.10	0.00	0.00	0.00	1,765,890.10	1,765,890.10	479,568.31	110,897.65	122,320.47	944,618.61	1,657,405.04	51,568.31	463,740.65	181,914.97	879,196.86	1,576,420.79	0.00	108,485.06	0.00	80,984.25	
Communicating for Perpetual end to Extreme violence and forming Alliance towards positive Change and Enriched communities (C4PEACE)	3101002000055000	0.00	4,941,000.00	4,941,000.00	0.00	0.00	0.00	4,941,000.00	4,941,000.00	3,330,000.00	92,600.00	540,000.00	938,000.00	4,900,600.00	3,330,000.00	1,350.00	546,250.00	891,000.00	4,768,600.00	0.00	40,400.00	0.00	132,000.00	
MOOE		0.00	4,941,000.00	4,941,000.00	0.00	0.00	0.00	4,941,000.00	4,941,000.00	3,330,000.00	92,600.00	540,000.00	938,000.00	4,900,600.00	3,330,000.00	1,350.00	546,250.00	891,000.00	4,768,600.00	0.00	40,400.00	0.00	132,000.00	
Preventing and Countering Violent Extremism and Insurgency (PCVEI)	3101002000069000	0.00	303,570.00	303,570.00	0.00	0.00	0.00	303,570.00	303,570.00	0.00	0.00	39,780.00	0.00	39,780.00	0.00	0.00	39,780.00	0.00	39,780.00	0.00	263,790.00	0.00	0.00	
MOOE		0.00	303,570.00	303,570.00	0.00	0.00	0.00	303,570.00	303,570.00	0.00	0.00	39,780.00	0.00	39,780.00	0.00	0.00	39,780.00	0.00	39,780.00	0.00	263,790.00	0.00	0.00	
LGU Information Management Program	3101002000067000	0.00	1,365,194.00	1,365,194.00	0.00	0.00	0.00	1,365,194.00	1,365,194.00	160,241.87	224,715.88	371,033.14	449,494.46	1,205,485.35	160,241.87	158,866.52	385,430.48	486,846.48	1,191,385.35	0.00	159,708.65	0.00	14,100.00	

This report was generated using the Unified Reporting System on 07/02/2022 00:21 version.FAR1.2.5 ; Status : SUBMITTED

Department : Department of the Interior and Local Government (DILG)  
 Agency/Entity : Office of the Secretary  
 Operating Unit : Regional Office - XI  
 Organization Code (UACS) : 14 001 0300011  
 Fund Cluster : 01 Regular Agency Fund  
 (e.g. UACS Fund Cluster: 01-Regular Agency Fund, 02-Foreign Assisted Projects Fund, 03-Special Account-Locally Funded/Domestic Grants Fund, and 04-Special Account-Foreign Assisted/Foreign Grants Fund)

X	Current Year Appropriations
	Supplemental Appropriations
	Continuing Appropriations

Particulars	UACS CODE	Appropriations			Allotments					Current Year Obligations					Current Year Disbursements					Balances			
		Authorized Appropriations	Adjustments(Transfers To/From, Modifications/Augmentations)	Adjusted Appropriations	Allotments Received	Adjustments(Reductions, Modifications/Augmentations)	Transfer To	Transfer From	Adjusted Total Allotments	1st Quarter Ending March 31	2nd Quarter Ending June 30	3rd Quarter Ending Sept. 30	4th Quarter Ending Dec. 31	TOTAL	1st Quarter Ending March 31	2nd Quarter Ending June 30	3rd Quarter Ending Sept. 30	4th Quarter Ending Dec. 31	TOTAL	Unreleased Appro	Unobligated Allotments	Unpaid Obligations(15-20)=(23+24)	
																						Due and Demandable	Not Yet Due and Demandable
1	2	3	4	5=(3+4)	6	7	8	9	10=[(6+(-7))-8+9]	11	12	13	14	15=(11+12+13+14)	16	17	18	19	20=(16+17+18+19)	21	22	23	24
MOOE		0.00	1,365,194.00	1,365,194.00	0.00	0.00	0.00	1,365,194.00	1,365,194.00	160,241.87	224,715.88	371,033.14	449,494.46	1,205,485.35	160,241.87	158,866.52	385,430.48	486,846.48	1,191,385.35	0.00	159,708.65	0.00	14,100.00
Construction of Provincial Offices and Improvement of Existing Facilities	310100200069000	60,000,000.00	0.00	60,000,000.00	60,000,000.00	0.00	0.00	0.00	60,000,000.00	0.00	0.00	0.00	52,799,457.37	52,799,457.37	0.00	0.00	0.00	0.00	0.00	0.00	7,200,542.63	0.00	52,799,457.37
CO		60,000,000.00	0.00	60,000,000.00	60,000,000.00	0.00	0.00	0.00	60,000,000.00	0.00	0.00	0.00	52,799,457.37	52,799,457.37	0.00	0.00	0.00	0.00	0.00	0.00	7,200,542.63	0.00	52,799,457.37
Support to COVID-19 Contact Tracing Operations	310100200070000	0.00	30,184,682.00	30,184,682.00	0.00	0.00	0.00	30,184,682.00	30,184,682.00	0.00	0.00	27,011,680.13	2,106,892.81	29,118,572.94	0.00	0.00	27,011,680.13	1,459,254.66	28,470,934.79	0.00	1,066,109.06	0.00	647,638.15
MOOE		0.00	30,184,682.00	30,184,682.00	0.00	0.00	0.00	30,184,682.00	30,184,682.00	0.00	0.00	27,011,680.13	2,106,892.81	29,118,572.94	0.00	0.00	27,011,680.13	1,459,254.66	28,470,934.79	0.00	1,066,109.06	0.00	647,638.15
LOCAL GOVERNMENT PERFORMANCE OVERSIGHT AND RECOGNITION AND INCENTIVES PROGRAM		0.00	1,215,882.00	1,215,882.00	0.00	0.00	0.00	1,215,882.00	1,215,882.00	97,200.00	0.00	265,000.00	322,090.00	684,290.00	97,200.00	0.00	265,000.00	54,740.00	416,940.00	0.00	531,592.00	0.00	267,350.00
Local Governance Performance Management Program - Seal of Good Local Governance Incentive Fund (SGLG Fund)	310200100002000	0.00	660,900.00	660,900.00	0.00	0.00	0.00	660,900.00	660,900.00	0.00	0.00	0.00	220,070.00	220,070.00	0.00	0.00	0.00	47,000.00	47,000.00	0.00	440,830.00	0.00	173,070.00
MOOE		0.00	660,900.00	660,900.00	0.00	0.00	0.00	660,900.00	660,900.00	0.00	0.00	0.00	220,070.00	220,070.00	0.00	0.00	0.00	47,000.00	47,000.00	0.00	440,830.00	0.00	173,070.00
Project(s)		0.00	554,982.00	554,982.00	0.00	0.00	0.00	554,982.00	554,982.00	97,200.00	0.00	265,000.00	102,020.00	464,220.00	97,200.00	0.00	265,000.00	7,740.00	369,940.00	0.00	90,782.00	0.00	94,280.00
Locally-Funded Project(s)		0.00	554,982.00	554,982.00	0.00	0.00	0.00	554,982.00	554,982.00	97,200.00	0.00	265,000.00	102,020.00	464,220.00	97,200.00	0.00	265,000.00	7,740.00	369,940.00	0.00	90,782.00	0.00	94,280.00
Lupong Tagapamayapa Incentives Awards	310200200001000	0.00	424,982.00	424,982.00	0.00	0.00	0.00	424,982.00	424,982.00	97,200.00	0.00	265,000.00	0.00	362,200.00	97,200.00	0.00	265,000.00	0.00	362,200.00	0.00	62,782.00	0.00	0.00
MOOE		0.00	424,982.00	424,982.00	0.00	0.00	0.00	424,982.00	424,982.00	97,200.00	0.00	265,000.00	0.00	362,200.00	97,200.00	0.00	265,000.00	0.00	362,200.00	0.00	62,782.00	0.00	0.00
Bantay Korapsyon (BK)	310200200005000	0.00	130,000.00	130,000.00	0.00	0.00	0.00	130,000.00	130,000.00	0.00	0.00	0.00	102,020.00	102,020.00	0.00	0.00	0.00	7,740.00	7,740.00	0.00	27,980.00	0.00	94,280.00
MOOE		0.00	130,000.00	130,000.00	0.00	0.00	0.00	130,000.00	130,000.00	0.00	0.00	0.00	102,020.00	102,020.00	0.00	0.00	0.00	7,740.00	7,740.00	0.00	27,980.00	0.00	94,280.00
Sub-Total, Operations		204,504,000.00	65,211,119.10	269,715,119.10	204,504,000.00	0.00	0.00	65,211,119.10	269,715,119.10	42,191,332.24	44,318,690.83	62,923,634.11	106,317,451.37	255,751,108.55	40,306,492.28	42,553,229.38	63,479,698.65	51,454,889.81	197,794,310.12	0.00	13,964,010.55	0.00	57,956,798.43
PS		120,455,000.00	5,120,000.00	125,575,000.00	120,455,000.00	5,120,000.00	0.00	125,575,000.00	125,575,000.00	24,102,479.09	32,696,827.49	25,324,608.77	42,744,315.47	124,868,230.82	24,000,365.38	32,738,578.17	25,275,334.69	40,476,433.00	122,490,711.24	0.00	706,769.18	0.00	2,377,519.58
MOOE		24,049,000.00	60,091,119.10	84,140,119.10	24,049,000.00	(5,120,000.00)	0.00	65,211,119.10	84,140,119.10	18,088,853.15	11,621,863.34	37,599,025.34	10,773,678.53	78,083,420.36	16,306,126.90	9,814,651.21	38,204,363.96	10,978,456.81	75,303,598.88	0.00	6,056,698.74	0.00	2,779,821.48
FinEx (If Applicable)		0.00	0.00	0.00	0.00	0.00	0.00	0.00	0.00	0.00	0.00	0.00	0.00	0.00	0.00	0.00	0.00	0.00	0.00	0.00	0.00	0.00	0.00
CO		60,000,000.00	0.00	60,000,000.00	60,000,000.00	0.00	0.00	0.00	60,000,000.00	0.00	0.00	0.00	52,799,457.37	52,799,457.37	0.00	0.00	0.00	0.00	0.00	0.00	7,200,542.63	0.00	52,799,457.37
Sub-Total, I, Agency Specific Budget		204,504,000.00	119,411,286.52	323,915,286.52	204,504,000.00	0.00	0.00	119,411,286.52	323,915,286.52	48,027,554.96	57,050,645.91	78,024,474.69	118,165,499.30	301,268,174.86	45,655,465.00	54,327,831.96	78,993,655.73	61,290,125.35	240,267,078.04	0.00	22,647,111.66	0.00	61,001,096.82
PS		120,455,000.00	5,946,867.42	126,401,867.42	120,455,000.00	5,120,000.00	0.00	126,401,867.42	126,401,867.42	24,102,479.09	33,523,694.91	25,324,608.77	42,744,315.47	125,695,098.24	24,000,365.38	33,564,280.81	25,276,499.47	40,476,433.00	123,317,578.66	0.00	706,769.18	0.00	2,377,519.58
MOOE		24,049,000.00	113,464,419.10	137,513,419.10	24,049,000.00	(5,120,000.00)	0.00	118,584,419.10	137,513,419.10	23,925,075.87	23,526,951.00	52,699,865.92	22,621,726.46	122,773,619.25	21,655,099.62	20,763,551.15	53,717,156.26	20,813,692.35	116,949,499.38	0.00	14,739,799.85	0.00	5,824,119.87
FinEx (If Applicable)		0.00	0.00	0.00	0.00	0.00	0.00	0.00	0.00	0.00	0.00	0.00	0.00	0.00	0.00	0.00	0.00	0.00	0.00	0.00	0.00	0.00	0.00
CO		60,000,000.00	0.00	60,000,000.00	60,000,000.00	0.00	0.00	0.00	60,000,000.00	0.00	0.00	0.00	52,799,457.37	52,799,457.37	0.00	0.00	0.00	0.00	0.00	0.00	7,200,542.63	0.00	52,799,457.37
II. Automatic Appropriations		10,774,000.00	0.00	10,774,000.00	10,774,000.00	0.00	0.00	0.00	10,774,000.00	2,496,250.42	2,621,106.53	2,737,907.81	2,650,667.70	10,505,932.46	2,496,250.42	2,621,106.53	2,737,907.81	2,649,865.57	10,505,130.33	0.00	268,067.54	0.00	802.13
Specific Budgets of National Government Agencies		10,774,000.00	0.00	10,774,000.00	10,774,000.00	0.00	0.00	0.00	10,774,000.00	2,496,250.42	2,621,106.53	2,737,907.81	2,650,667.70	10,505,932.46	2,496,250.42	2,621,106.53	2,737,907.81	2,649,865.57	10,505,130.33	0.00	268,067.54	0.00	802.13
Retirement and Life Insurance Premiums		10,774,000.00	0.00	10,774,000.00	10,774,000.00	0.00	0.00	0.00	10,774,000.00	2,496,250.42	2,621,106.53	2,737,907.81	2,650,667.70	10,505,932.46	2,496,250.42	2,621,106.53	2,737,907.81	2,649,865.57	10,505,130.33	0.00	268,067.54	0.00	802.13
PS		10,774,000.00	0.00	10,774,000.00	10,774,000.00	0.00	0.00	0.00	10,774,000.00	2,496,250.42	2,621,106.53	2,737,907.81	2,650,667.70	10,505,932.46	2,496,250.42	2,621,106.53	2,737,907.81	2,649,865.57	10,505,130.33	0.00	268,067.54	0.00	802.13


This report was generated using the Unified Reporting System on 07/02/2022 00:21 version.FAR.1.2.5 ; Status : SUBMITTED

Department : Department of the Interior and Local Government (DILG)  
 Agency/Entity : Office of the Secretary  
 Operating Unit : Regional Office - XI  
 Organization Code (UACS) : 14 001 0300011  
 Fund Cluster : 01 Regular Agency Fund  
 (e.g. UACS Fund Cluster: 01-Regular Agency Fund, 02-Foreign Assisted Projects Fund, 03-Special Account-Locally Funded/Domestic Grants Fund, and 04-Special Account-Foreign Assisted/Foreign Grants Fund)


X	Current Year Appropriations
	Supplemental Appropriations
	Continuing Appropriations

Particulars	UACS CODE	Appropriations			Allotments						Current Year Obligations					Current Year Disbursements					Balances			
		Authorized Appropriations	Adjustments(Transfers/Modifications/Augmentations)	Adjusted Appropriations	Allotments Received	Adjustments(Reductions/Modifications/Augmentations)	Transfer To	Transfer From	Adjusted Total Allotments	1st Quarter Ending March 31	2nd Quarter Ending June 30	3rd Quarter Ending Sept. 30	4th Quarter Ending Dec. 31	TOTAL	1st Quarter Ending March 31	2nd Quarter Ending June 30	3rd Quarter Ending Sept. 30	4th Quarter Ending Dec. 31	TOTAL	Unreleased Appro	Unobligated Allotments	Unpaid Obligations(15-20)=(23+24)		
																						Due and Demandable	Not Yet Due and Demandable	
1	2	3	4	5=(3+4)	6	7	8	9	10=[(6+(-)7)-8+9]	11	12	13	14	15=(11+12+13+14)	16	17	18	19	20=(16+17+18+19)	21	22	23	24	
Sub-total II. Automatic Appropriations		10,774,000.00	0.00	10,774,000.00	10,774,000.00	0.00	0.00	0.00	10,774,000.00	2,496,250.42	2,621,106.53	2,737,907.81	2,650,667.70	10,505,932.46	2,496,250.42	2,621,106.53	2,737,907.81	2,649,865.57	10,505,130.33	0.00	268,067.54	0.00	802.13	
PS		10,774,000.00	0.00	10,774,000.00	10,774,000.00	0.00	0.00	0.00	10,774,000.00	2,496,250.42	2,621,106.53	2,737,907.81	2,650,667.70	10,505,932.46	2,496,250.42	2,621,106.53	2,737,907.81	2,649,865.57	10,505,130.33	0.00	268,067.54	0.00	802.13	
MOOE		0.00	0.00	0.00	0.00	0.00	0.00	0.00	0.00	0.00	0.00	0.00	0.00	0.00	0.00	0.00	0.00	0.00	0.00	0.00	0.00	0.00	0.00	
FinEx		0.00	0.00	0.00	0.00	0.00	0.00	0.00	0.00	0.00	0.00	0.00	0.00	0.00	0.00	0.00	0.00	0.00	0.00	0.00	0.00	0.00	0.00	
CO		0.00	0.00	0.00	0.00	0.00	0.00	0.00	0.00	0.00	0.00	0.00	0.00	0.00	0.00	0.00	0.00	0.00	0.00	0.00	0.00	0.00	0.00	
III. Special Purpose Fund		0.00	99,585,407.20	99,585,407.20	0.00	0.00	0.00	99,585,407.20	99,585,407.20	0.00	0.00	14,683,374.09	83,832,056.22	98,515,430.31	0.00	0.00	14,647,374.59	78,921,355.72	93,568,730.31	0.00	1,069,976.89	0.00	4,946,700.00	
Contingent Fund		0.00	96,046,802.00	96,046,802.00	0.00	0.00	0.00	96,046,802.00	96,046,802.00	0.00	0.00	11,144,768.89	83,832,056.22	94,976,825.11	0.00	0.00	11,144,768.89	78,885,356.22	90,030,125.11	0.00	1,069,976.89	0.00	4,946,700.00	
MOOE		0.00	96,046,802.00	96,046,802.00	0.00	0.00	0.00	96,046,802.00	96,046,802.00	0.00	0.00	11,144,768.89	83,832,056.22	94,976,825.11	0.00	0.00	11,144,768.89	78,885,356.22	90,030,125.11	0.00	1,069,976.89	0.00	4,946,700.00	
Miscellaneous Personnel Benefits Fund		0.00	3,538,605.20	3,538,605.20	0.00	0.00	0.00	3,538,605.20	3,538,605.20	0.00	0.00	3,538,605.20	0.00	3,538,605.20	0.00	0.00	3,502,605.70	35,999.50	3,538,605.20	0.00	0.00	0.00	0.00	
PS		0.00	3,538,605.20	3,538,605.20	0.00	0.00	0.00	3,538,605.20	3,538,605.20	0.00	0.00	3,538,605.20	0.00	3,538,605.20	0.00	0.00	3,502,605.70	35,999.50	3,538,605.20	0.00	0.00	0.00	0.00	
Sub-Total III. Special Purpose Fund		0.00	99,585,407.20	99,585,407.20	0.00	0.00	0.00	99,585,407.20	99,585,407.20	0.00	0.00	14,683,374.09	83,832,056.22	98,515,430.31	0.00	0.00	14,647,374.59	78,921,355.72	93,568,730.31	0.00	1,069,976.89	0.00	4,946,700.00	
PS		0.00	3,538,605.20	3,538,605.20	0.00	0.00	0.00	3,538,605.20	3,538,605.20	0.00	0.00	3,538,605.20	0.00	3,538,605.20	0.00	0.00	3,502,605.70	35,999.50	3,538,605.20	0.00	0.00	0.00	0.00	
MOOE		0.00	96,046,802.00	96,046,802.00	0.00	0.00	0.00	96,046,802.00	96,046,802.00	0.00	0.00	11,144,768.89	83,832,056.22	94,976,825.11	0.00	0.00	11,144,768.89	78,885,356.22	90,030,125.11	0.00	1,069,976.89	0.00	4,946,700.00	
FinEx		0.00	0.00	0.00	0.00	0.00	0.00	0.00	0.00	0.00	0.00	0.00	0.00	0.00	0.00	0.00	0.00	0.00	0.00	0.00	0.00	0.00	0.00	
CO		0.00	0.00	0.00	0.00	0.00	0.00	0.00	0.00	0.00	0.00	0.00	0.00	0.00	0.00	0.00	0.00	0.00	0.00	0.00	0.00	0.00	0.00	
IV. Reversion of the Unobligated Allotments charged against R.A. Nos. 11465 and 11494		0.00	0.00	0.00	0.00	0.00	0.00	0.00	0.00	0.00	0.00	0.00	0.00	0.00	0.00	0.00	0.00	0.00	0.00	0.00	0.00	0.00	0.00	
GRAND TOTAL		215,278,000.00	218,996,693.72	434,274,693.72	215,278,000.00	0.00	0.00	218,996,693.72	434,274,693.72	50,523,805.38	59,671,752.44	95,445,796.59	204,648,223.22	410,289,537.63	48,151,715.42	56,948,938.49	96,378,938.13	142,861,346.84	344,340,938.68	0.00	23,985,156.09	0.00	65,948,598.95	
PS		131,229,000.00	9,485,472.62	140,714,472.62	131,229,000.00	5,120,000.00	0.00	4,365,472.62	140,714,472.62	26,598,729.51	36,144,801.44	31,601,121.78	45,394,983.17	139,739,635.90	26,496,615.80	36,185,387.34	31,517,012.98	43,162,298.07	137,361,314.19	0.00	974,836.72	0.00	2,378,321.71	
MOOE		24,049,000.00	209,511,221.10	233,560,221.10	24,049,000.00	(5,120,000.00)	0.00	214,631,221.10	233,560,221.10	23,925,075.87	23,526,951.00	63,844,634.81	106,453,782.68	217,750,444.36	21,655,099.62	20,763,551.15	64,861,925.15	99,699,048.57	206,979,624.40	0.00	15,809,776.74	0.00	10,770,819.87	
CO		60,000,000.00	0.00	60,000,000.00	60,000,000.00	0.00	0.00	60,000,000.00	60,000,000.00	0.00	0.00	0.00	52,799,457.37	52,799,457.37	0.00	0.00	0.00	0.00	0.00	0.00	7,200,542.63	0.00	52,799,457.37	
Recapitulation by OO:																								
I. Agency Specific Budget		204,504,000.00	161,257,921.10	365,761,921.10	204,504,000.00	0.00	0.00	161,257,921.10	365,761,921.10	42,191,332.24	44,318,690.83	74,068,403.00	190,149,507.59	350,727,933.66	40,306,492.28	42,553,229.38	74,624,467.54	130,340,246.03	287,824,435.23	0.00	15,033,987.44	0.00	62,903,498.43	
LOCAL GOVERNMENT EMPOWERMENT PROGRAM		204,504,000.00	160,042,039.10	364,546,039.10	204,504,000.00	0.00	0.00	160,042,039.10	364,546,039.10	42,094,132.24	44,318,690.83	73,803,403.00	189,827,417.59	350,043,643.66	40,209,292.28	42,553,229.38	74,359,467.54	130,285,506.03	287,407,495.23	0.00	14,502,395.44	0.00	62,636,148.43	
LOCAL GOVERNMENT PERFORMANCE OVERSIGHT AND RECOGNITION AND INCENTIVES PROGRAM		0.00	1,215,882.00	1,215,882.00	0.00	0.00	0.00	1,215,882.00	1,215,882.00	97,200.00	0.00	265,000.00	322,090.00	684,290.00	97,200.00	0.00	265,000.00	54,740.00	416,940.00	0.00	531,592.00	0.00	267,350.00	


Certified Correct:

  
**FAYE ASTORETH R. YU**  
 Regional Budget Officer  
 Date: January 31, 2022


Certified Correct:

  
**MARIA TERESA S. BERDAN**  
 Regional Accountant  
 Date: January 31, 2022

Recommending Approval:

  
**GALE MARIE S. GRAVADOR**  
 Finance and Administrative Division - Chief  
 Date: January 31, 2022

Approved By:

  
**ALEX C. ROLDAN, CESOV**  
 Regional Director  
 Date: January 31, 2022









STATEMENT OF APPROPRIATIONS, ALLOTMENTS, OBLIGATIONS, DISBURSEMENTS AND BALANCES

As at the Quarter Ending December 31, 2021

Department: Department of the Interior and Local Government (DILG)  
 Agency: Office of the Secretary  
 Operating Unit: Regional Office - XI  
 Organization Code (UACS) : 14 001 0300011  
 Fund Cluster: 01 Regular Agency Fund

	Current Year Appropriations
	Supplemental Appropriations
X	Continuing Appropriations

(e.g. UACS Fund Cluster: 01-Regular Agency Fund, 02-Foreign Assisted Projects Fund, 03-Special Account-Locally Funded/Domestic Grants Fund, and 04-Special Account-Foreign Assisted/Foreign Grants Fund)

Particulars	UACS CODE	Appropriations			Allotments					Current Year Obligations					Current Year Disbursements					Balances			
		Authorized Appropriations	Adjustments (Transfer To/From, Realignment)	Adjusted Appropriations	Allotments Received	Adjustments (Withdrawal, Realignment)	Transfer To	Transfer From	Adjusted Total Allotments	1st Quarter Ending March 31	2nd Quarter Ending June 30	3rd Quarter Ending Sept. 30	4th Quarter Ending Dec. 31	TOTAL	1st Quarter Ending March 31	2nd Quarter Ending June 30	3rd Quarter Ending Sept. 30	4th Quarter Ending Dec. 31	TOTAL	Unreleased Appro	Unobligated Allotments	Unpaid Obligations	
		3	4	5=(3+4)	6	7	8	9	10=[(6+(-)7)-8+9]	11	12	13	14	15=[(11+12+13+14)	16	17	18	19	20=(16+17+18+19)	21=(5-10)	22=(10-15)	23	24
I. Continuing Appropriations		32,822,268.90	86,767,018.37	119,589,287.27	32,822,268.90	(103,380.00)	0.00	86,870,398.37	119,589,287.27	12,742,527.21	81,562,807.34	2,836,302.47	6,584,806.48	103,726,443.50	10,499,140.51	79,415,860.69	4,444,151.05	7,161,991.06	101,521,043.31	0.00	15,862,843.77	0.00	2,205,400.19
I. Agency Specific Budget		15,062,847.62	4,952,506.37	20,015,353.99	15,062,847.62	(103,380.00)	0.00	5,055,886.37	20,015,353.99	4,458,327.40	4,420,875.78	2,506,302.47	6,124,806.48	17,510,312.13	2,214,940.70	3,466,525.68	2,921,554.50	6,887,891.06	15,490,911.94	0.00	2,505,041.86	0.00	2,019,400.19
General Administration and Support	10000000000000000	348,052.76	0.00	348,052.76	348,052.76	0.00	0.00	0.00	348,052.76	344,331.20	600.00	0.00	0.00	344,931.20	70,170.00	274,761.20	0.00	0.00	344,931.20	0.00	3,121.56	0.00	0.00
General Management and Supervision	100000100001000	348,052.76	0.00	348,052.76	348,052.76	0.00	0.00	0.00	348,052.76	344,331.20	600.00	0.00	0.00	344,931.20	70,170.00	274,761.20	0.00	0.00	344,931.20	0.00	3,121.56	0.00	0.00
MOOE		276,402.76	0.00	276,402.76	276,402.76	0.00	0.00	0.00	276,402.76	274,161.20	0.00	0.00	0.00	274,161.20	0.00	274,161.20	0.00	0.00	274,161.20	0.00	2,241.56	0.00	0.00
CO		71,650.00	0.00	71,650.00	71,650.00	0.00	0.00	0.00	71,650.00	70,170.00	600.00	0.00	0.00	70,770.00	70,170.00	600.00	0.00	0.00	70,770.00	0.00	880.00	0.00	0.00
Sub-Total, General Administration and Support		348,052.76	0.00	348,052.76	348,052.76	0.00	0.00	0.00	348,052.76	344,331.20	600.00	0.00	0.00	344,931.20	70,170.00	274,761.20	0.00	0.00	344,931.20	0.00	3,121.56	0.00	0.00
PS		0.00	0.00	0.00	0.00	0.00	0.00	0.00	0.00	0.00	0.00	0.00	0.00	0.00	0.00	0.00	0.00	0.00	0.00	0.00	0.00	0.00	0.00
MOOE		276,402.76	0.00	276,402.76	276,402.76	0.00	0.00	0.00	276,402.76	274,161.20	0.00	0.00	0.00	274,161.20	0.00	274,161.20	0.00	0.00	274,161.20	0.00	2,241.56	0.00	0.00
FinEx (If Applicable)		0.00	0.00	0.00	0.00	0.00	0.00	0.00	0.00	0.00	0.00	0.00	0.00	0.00	0.00	0.00	0.00	0.00	0.00	0.00	0.00	0.00	0.00
CO		71,650.00	0.00	71,650.00	71,650.00	0.00	0.00	0.00	71,650.00	70,170.00	600.00	0.00	0.00	70,770.00	70,170.00	600.00	0.00	0.00	70,770.00	0.00	880.00	0.00	0.00
Support to Operations	2000000000000000	3,004,121.76	258,438.48	3,262,560.24	3,004,121.76	0.00	0.00	258,438.48	3,262,560.24	1,515,741.75	654,284.70	134,450.00	648,847.59	2,953,324.04	979,918.18	622,896.48	354,471.75	710,720.82	2,668,007.23	0.00	309,236.20	0.00	285,316.81
Development of policies, programs, and standards for local government capacity development and performance oversight	200000100001000	308,084.00	0.00	308,084.00	308,084.00	0.00	0.00	0.00	308,084.00	229,920.00	(40,000.00)	0.00	31,500.00	221,420.00	60,000.00	129,920.00	0.00	31,500.00	221,420.00	0.00	86,664.00	0.00	0.00
MOOE		308,084.00	0.00	308,084.00	308,084.00	0.00	0.00	0.00	308,084.00	229,920.00	(40,000.00)	0.00	31,500.00	221,420.00	60,000.00	129,920.00	0.00	31,500.00	221,420.00	0.00	86,664.00	0.00	0.00
Monitoring and Evaluation of the Assistance to Municipalities (AM)	200000100004000	2,191,069.03	(46,110.00)	2,144,959.03	2,191,069.03	0.00	0.00	(46,110.00)	2,144,959.03	1,281,321.75	430,051.20	109,070.00	264,970.78	2,085,413.73	915,418.18	438,542.98	177,431.75	437,560.82	1,968,953.73	0.00	59,545.30	0.00	116,460.00
MOOE		2,191,069.03	(46,110.00)	2,144,959.03	2,191,069.03	0.00	0.00	(46,110.00)	2,144,959.03	1,281,321.75	430,051.20	109,070.00	264,970.78	2,085,413.73	915,418.18	438,542.98	177,431.75	437,560.82	1,968,953.73	0.00	59,545.30	0.00	116,460.00
Monitoring and Evaluation of the Conditional Matching Grant to Provinces (CMGP)	200000100005000	355,342.52	446,957.48	802,300.00	355,342.52	0.00	0.00	446,957.48	802,300.00	4,500.00	262,000.00	25,380.00	351,686.81	643,566.81	4,500.00	52,200.00	177,040.00	240,970.00	474,710.00	0.00	158,733.19	0.00	168,856.81
MOOE		355,342.52	446,957.48	802,300.00	355,342.52	0.00	0.00	446,957.48	802,300.00	4,500.00	262,000.00	25,380.00	351,686.81	643,566.81	4,500.00	52,200.00	177,040.00	240,970.00	474,710.00	0.00	158,733.19	0.00	168,856.81
Monitoring and Evaluation of Potable Water Supply (SALINTUBIG)	200000100006000	149,626.21	(142,409.00)	7,217.21	149,626.21	0.00	0.00	(142,409.00)	7,217.21	0.00	2,233.50	0.00	690.00	2,923.50	0.00	2,233.50	0.00	690.00	2,923.50	0.00	4,293.71	0.00	0.00
MOOE		149,626.21	(142,409.00)	7,217.21	149,626.21	0.00	0.00	(142,409.00)	7,217.21	0.00	2,233.50	0.00	690.00	2,923.50	0.00	2,233.50	0.00	690.00	2,923.50	0.00	4,293.71	0.00	0.00
Sub-Total, Support to Operations		3,004,121.76	258,438.48	3,262,560.24	3,004,121.76	0.00	0.00	258,438.48	3,262,560.24	1,515,741.75	654,284.70	134,450.00	648,847.59	2,953,324.04	979,918.18	622,896.48	354,471.75	710,720.82	2,668,007.23	0.00	309,236.20	0.00	285,316.81
PS		0.00	0.00	0.00	0.00	0.00	0.00	0.00	0.00	0.00	0.00	0.00	0.00	0.00	0.00	0.00	0.00	0.00	0.00	0.00	0.00	0.00	0.00
MOOE		3,004,121.76	258,438.48	3,262,560.24	3,004,121.76	0.00	0.00	258,438.48	3,262,560.24	1,515,741.75	654,284.70	134,450.00	648,847.59	2,953,324.04	979,918.18	622,896.48	354,471.75	710,720.82	2,668,007.23	0.00	309,236.20	0.00	285,316.81
FinEx (If Applicable)		0.00	0.00	0.00	0.00	0.00	0.00	0.00	0.00	0.00	0.00	0.00	0.00	0.00	0.00	0.00	0.00	0.00	0.00	0.00	0.00	0.00	0.00
CO		0.00	0.00	0.00	0.00	0.00	0.00	0.00	0.00	0.00	0.00	0.00	0.00	0.00	0.00	0.00	0.00	0.00	0.00	0.00	0.00	0.00	0.00

This report was generated using the Unified Reporting System on 07/02/2022 00:02 version.FAR.1.1.1 ; Status : SUBMITTED

Department: Department of the Interior and Local Government (DILG)  
 Agency: Office of the Secretary  
 Operating Unit: Regional Office - XI  
 Organization Code (UACS) : 14 001 0300011  
 Fund Cluster: 01 Regular Agency Fund

	Current Year Appropriations
	Supplemental Appropriations
X	Continuing Appropriations

(e.g. UACS Fund Cluster: 01-Regular Agency Fund, 02-Foreign Assisted Projects Fund, 03-Special Account-Locally Funded/Domestic Grants Fund, and 04-Special Account-Foreign Assisted/Foreign Grants Fund)

Particulars	UACS CODE	Appropriations			Allotments					Current Year Obligations					Current Year Disbursements					Balances			
		Authorized Appropriations	Adjustments (Transfer To/From, Realignment)	Adjusted Appropriations	Allotments Received	Adjustments (Withdrawal, Realignment)	Transfer To	Transfer From	Adjusted Total Allotments	1st Quarter Ending March 31	2nd Quarter Ending June 30	3rd Quarter Ending Sept. 30	4th Quarter Ending Dec. 31	TOTAL	1st Quarter Ending March 31	2nd Quarter Ending June 30	3rd Quarter Ending Sept. 30	4th Quarter Ending Dec. 31	TOTAL	Unreleased Appro	Unobligated Allotments	Unpaid Obligations	
																						Due and Demandable	Not Yet Due and Demandable
Operations	3000000000000000	11,710,673.10	4,694,067.89	16,404,740.99	11,710,673.10	(103,380.00)	0.00	4,797,447.89	16,404,740.99	2,598,254.45	3,765,991.08	2,371,852.47	5,475,958.89	14,212,056.89	1,164,852.52	2,568,868.00	2,567,082.75	6,177,170.24	12,477,973.51	0.00	2,192,684.10	0.00	1,734,083.38
OO : Local Governance Improved	11,710,673.10	4,694,067.89	16,404,740.99	11,710,673.10	(103,380.00)	0.00	4,797,447.89	16,404,740.99	2,598,254.45	3,765,991.08	2,371,852.47	5,475,958.89	14,212,056.89	1,164,852.52	2,568,868.00	2,567,082.75	6,177,170.24	12,477,973.51	0.00	2,192,684.10	0.00	1,734,083.38	
LOCAL GOVERNMENT EMPOWERMENT PROGRAM		11,677,167.10	3,731,541.89	15,408,708.99	11,677,167.10	(103,380.00)	0.00	3,834,921.89	15,408,708.99	2,431,787.81	3,570,947.40	2,161,929.26	5,221,024.79	13,385,689.26	999,285.88	2,373,824.32	2,356,259.54	5,927,236.14	11,656,605.88	0.00	2,023,019.73	0.00	1,729,083.38
Supervision and Development of Local Governments	310100100001000	4,805,365.64	0.00	4,805,365.64	4,805,365.64	0.00	0.00	4,805,365.64	1,231,741.75	1,184,374.17	1,068,885.02	800,723.39	4,285,724.33	457,585.32	977,451.47	1,009,229.74	1,841,457.70	4,285,724.33	0.00	519,641.31	0.00	0.10	
PS	177,494.42	0.00	177,494.42	177,494.42	0.00	0.00	0.00	177,494.42	0.00	0.00	0.00	175,078.30	175,078.30	0.00	0.00	0.00	175,078.30	175,078.30	0.00	2,416.12	0.00	0.00	
MOOE	4,146,871.22	0.00	4,146,871.22	4,146,871.22	0.00	0.00	0.00	4,146,871.22	1,101,031.25	846,502.17	1,068,885.02	625,645.09	3,642,063.53	457,585.32	846,740.97	966,341.74	1,371,395.40	3,642,063.43	0.00	504,807.69	0.00	0.10	
CD	481,000.00	0.00	481,000.00	481,000.00	0.00	0.00	0.00	481,000.00	130,710.50	337,872.00	0.00	0.00	468,582.50	0.00	130,710.50	42,888.00	294,984.00	468,582.50	0.00	12,417.50	0.00	0.00	
Strengthening of Peace and Orders Councils (POCs)	310100100002000	339,933.57	(103,380.00)	236,553.57	339,933.57	(103,380.00)	0.00	0.00	236,553.57	6,619.85	60,000.00	136,818.00	(69,968.00)	133,469.85	6,619.85	60,000.00	75,170.00	(8,320.00)	133,469.85	0.00	103,083.72	0.00	0.00
MOOE	339,933.57	(103,380.00)	236,553.57	339,933.57	(103,380.00)	0.00	0.00	236,553.57	6,619.85	60,000.00	136,818.00	(69,968.00)	133,469.85	6,619.85	60,000.00	75,170.00	(8,320.00)	133,469.85	0.00	103,083.72	0.00	0.00	
Locally-Funded Project(s)	6,531,867.89	3,834,921.89	10,366,789.78	6,531,867.89	0.00	0.00	0.00	3,834,921.89	10,366,789.78	1,193,426.21	2,326,573.23	956,226.24	4,490,269.40	8,966,495.08	535,080.71	1,336,372.85	1,271,859.80	4,094,098.44	7,237,411.80	0.00	1,400,294.70	0.00	1,729,083.28
Support for Local Governance Program	310100200004000	937,401.75	(80,985.37)	856,416.38	937,401.75	0.00	0.00	(80,985.37)	856,416.38	15,360.00	735,081.35	15,120.00	30,872.80	796,434.15	15,360.00	111,009.53	639,191.72	0.10	765,561.35	0.00	59,982.23	0.00	30,872.80
MOOE	937,401.75	(80,985.37)	856,416.38	937,401.75	0.00	0.00	0.00	(80,985.37)	856,416.38	15,360.00	735,081.35	15,120.00	30,872.80	796,434.15	15,360.00	111,009.53	639,191.72	0.10	765,561.35	0.00	59,982.23	0.00	30,872.80
Civil Society Organization/Peoples Participation Partnership Program	310100200005000	0.00	184,200.00	184,200.00	0.00	0.00	0.00	184,200.00	184,200.00	0.00	0.00	0.00	179,200.00	179,200.00	0.00	0.00	0.00	141,250.00	141,250.00	0.00	5,000.00	0.00	37,950.00
MOOE	0.00	184,200.00	184,200.00	0.00	0.00	0.00	0.00	184,200.00	184,200.00	0.00	0.00	0.00	179,200.00	179,200.00	0.00	0.00	0.00	141,250.00	141,250.00	0.00	5,000.00	0.00	37,950.00
Development and Enhancement of LGU 201 Profile System	3101002000022000	59,000.00	0.00	59,000.00	59,000.00	0.00	0.00	0.00	59,000.00	44,195.58	11,739.24	889.00	0.00	56,823.82	2,223.58	53,711.24	889.00	0.00	56,823.82	0.00	2,176.18	0.00	0.00
MOOE	59,000.00	0.00	59,000.00	59,000.00	0.00	0.00	0.00	0.00	59,000.00	44,195.58	11,739.24	889.00	0.00	56,823.82	2,223.58	53,711.24	889.00	0.00	56,823.82	0.00	2,176.18	0.00	0.00
Enhancement of Barangay Information System	3101002000023000	2,161.60	0.00	2,161.60	2,161.60	0.00	0.00	0.00	2,161.60	0.00	0.00	0.00	0.00	0.00	0.00	0.00	0.00	0.00	0.00	0.00	2,161.60	0.00	0.00
MOOE	2,161.60	0.00	2,161.60	2,161.60	0.00	0.00	0.00	0.00	2,161.60	0.00	0.00	0.00	0.00	0.00	0.00	0.00	0.00	0.00	0.00	0.00	2,161.60	0.00	0.00
Enhancement of Programs and Projects Management System	3101002000024000	70,700.00	0.00	70,700.00	70,700.00	0.00	0.00	0.00	70,700.00	0.00	70,400.00	0.00	0.00	70,400.00	0.00	70,400.00	0.00	0.00	70,400.00	0.00	300.00	0.00	0.00
MOOE	70,700.00	0.00	70,700.00	70,700.00	0.00	0.00	0.00	0.00	70,700.00	0.00	70,400.00	0.00	0.00	70,400.00	0.00	70,400.00	0.00	0.00	70,400.00	0.00	300.00	0.00	0.00
Anti-Illegal Drugs Information System	3101002000025000	0.00	25,000.00	25,000.00	0.00	0.00	0.00	25,000.00	25,000.00	0.00	0.00	0.00	0.00	0.00	0.00	0.00	0.00	0.00	0.00	0.00	25,000.00	0.00	0.00
MOOE	0.00	25,000.00	25,000.00	0.00	0.00	0.00	0.00	25,000.00	25,000.00	0.00	0.00	0.00	0.00	0.00	0.00	0.00	0.00	0.00	0.00	0.00	25,000.00	0.00	0.00
Improve LGU Competitiveness and Ease of Doing Business	3101002000026000	7,000.00	(7,000.00)	0.00	7,000.00	0.00	0.00	(7,000.00)	0.00	0.00	0.00	0.00	0.00	0.00	0.00	0.00	0.00	0.00	0.00	0.00	0.00	0.00	0.00
MOOE	7,000.00	(7,000.00)	0.00	7,000.00	0.00	0.00	0.00	(7,000.00)	0.00	0.00	0.00	0.00	0.00	0.00	0.00	0.00	0.00	0.00	0.00	0.00	0.00	0.00	0.00
LAN, WAN and IP Telephony Expansion	3101002000032000	31.00	82,000.00	82,031.00	31.00	0.00	0.00	82,000.00	82,031.00	0.00	0.00	0.00	72,000.00	72,000.00	0.00	0.00	0.00	72,000.00	72,000.00	0.00	10,031.00	0.00	0.00
MOOE	31.00	82,000.00	82,031.00	31.00	0.00	0.00	0.00	82,000.00	82,031.00	0.00	0.00	0.00	72,000.00	72,000.00	0.00	0.00	0.00	72,000.00	72,000.00	0.00	10,031.00	0.00	0.00
Enhanced Comprehensive Local Integration Program (E-CLIP)	3101002000033000	65,000.00	1,039,400.00	1,104,400.00	65,000.00	0.00	0.00	1,039,400.00	1,104,400.00	0.00	0.00	0.00	1,039,400.00	1,039,400.00	0.00	0.00	0.00	0.00	0.00	0.00	65,000.00	0.00	1,039,400.00
MOOE	65,000.00	1,039,400.00	1,104,400.00	65,000.00	0.00	0.00	0.00	1,039,400.00	1,104,400.00	0.00	0.00	0.00	1,039,400.00	1,039,400.00	0.00	0.00	0.00	0.00	0.00	0.00	65,000.00	0.00	1,039,400.00
Support for the Assistance to Municipalities (AM)	3101002000035000	234,219.42	0.00	234,219.42	234,219.42	0.00	0.00	0.00	234,219.42	0.00	133,220.64	2,500.60	60,000.00	195,721.24	0.00	131,000.64	4,720.60	60,000.00	195,721.24	0.00	38,498.18	0.00	0.00

This report was generated using the Unified Reporting System on 07/02/2022 00:02 version.FAR1.1.1 ; Status : SUBMITTED

Department: Department of the Interior and Local Government (DILG)  
Agency: Office of the Secretary  
Operating Unit: Regional Office - XI  
Organization Code (UACS) : 14 001 0300011  
Fund Cluster: 01 Regular Agency Fund

	Current Year Appropriations
	Supplemental Appropriations
X	Continuing Appropriations

(e.g. UACS Fund Cluster: 01-Regular Agency Fund, 02-Foreign Assisted Projects Fund, 03-Special Account-Locally Funded/Domestic Grants Fund, and 04-Special Account-Foreign Assisted/Foreign Grants Fund)

Particulars	UACS CODE	Appropriations			Allotments			Current Year Obligations					Current Year Disbursements					Balances					
		Authorized Appropriations	Adjustments (Transfer To/From, Realignment)	Adjusted Appropriations	Allotments Received	Adjustments (Withdrawal, Realignment)	Transfer To	Transfer From	Adjusted Total Allotments	1st Quarter Ending March 31	2nd Quarter Ending June 30	3rd Quarter Ending Sept. 30	4th Quarter Ending Dec. 31	TOTAL	1st Quarter Ending March 31	2nd Quarter Ending June 30	3rd Quarter Ending Sept. 30	4th Quarter Ending Dec. 31	TOTAL	Unreleased Appro	Unobligated Allotments	Unpaid Obligations	
		3	4	5=(3+4)	6	7	8	9	10=[(6+(-)7)-8+9]	11	12	13	14	15=[(11+12+13+14)]	16	17	18	19	20=[(16+17+18+19)]	21=(5-10)	22=(10-15)	23	24
MOOE		234,219.42	0.00	234,219.42	234,219.42	0.00	0.00	234,219.42	0.00	133,220.64	2,500.60	60,000.00	195,721.24	0.00	131,000.64	4,720.60	60,000.00	195,721.24	0.00	38,498.18	0.00	0.00	
Support for the Conditional Matching Grant to Provinces (CMGP)	310100200036000	2,360,447.60	461,081.26	2,821,528.86	2,360,447.60	0.00	0.00	2,821,528.86	438,202.88	895,683.32	278,224.38	988,201.85	2,600,312.43	255,254.88	622,376.32	320,761.38	1,305,439.85	2,503,832.43	0.00	221,216.43	0.00	96,480.00	
MOOE		2,360,447.60	461,081.26	2,821,528.86	2,360,447.60	0.00	0.00	2,821,528.86	438,202.88	895,683.32	278,224.38	988,201.85	2,600,312.43	255,254.88	622,376.32	320,761.38	1,305,439.85	2,503,832.43	0.00	221,216.43	0.00	96,480.00	
Support for Potable Water Supply (SALINTUBIG)	310100200037000	683,982.64	(52,355.00)	631,627.64	683,982.64	0.00	0.00	(52,355.00)	631,627.64	422,732.48	106,399.99	0.00	46,480.21	575,612.68	78,132.48	254,449.99	0.00	110,482.71	443,065.18	0.00	56,014.96	0.00	132,547.50
MOOE		683,982.64	(52,355.00)	631,627.64	683,982.64	0.00	0.00	(52,355.00)	631,627.64	422,732.48	106,399.99	0.00	46,480.21	575,612.68	78,132.48	254,449.99	0.00	110,482.71	443,065.18	0.00	56,014.96	0.00	132,547.50
Philippine Anti-Illegal Drugs Strategy (PADS)	310100200054000	191,209.44	148,800.00	340,009.44	191,209.44	0.00	0.00	148,800.00	340,009.44	21,238.50	4,140.00	85,600.00	125,300.00	236,278.50	21,238.50	0.00	29,740.00	185,300.00	236,278.50	0.00	103,730.94	0.00	0.00
MOOE		191,209.44	148,800.00	340,009.44	191,209.44	0.00	0.00	148,800.00	340,009.44	21,238.50	4,140.00	85,600.00	125,300.00	236,278.50	21,238.50	0.00	29,740.00	185,300.00	236,278.50	0.00	103,730.94	0.00	0.00
Communicating for Perpetual end to Extreme violence and forming Alliance towards positive Change and Enriched communities (CAPEACE)	310100200055000	1,390,714.44	47,410.00	1,438,124.44	1,390,714.44	0.00	0.00	47,410.00	1,438,124.44	192,836.77	359,908.69	57,142.26	517,193.54	1,127,081.26	104,011.27	83,425.13	196,557.10	440,954.78	824,948.28	0.00	311,043.18	0.00	302,132.98
MOOE		1,390,714.44	47,410.00	1,438,124.44	1,390,714.44	0.00	0.00	47,410.00	1,438,124.44	192,836.77	359,908.69	57,142.26	517,193.54	1,127,081.26	104,011.27	83,425.13	196,557.10	440,954.78	824,948.28	0.00	311,043.18	0.00	302,132.98
Preventing and Countering Violent Extremism and Insurgency (PCVEI)	310100200059000	530,000.00	737,100.00	1,267,100.00	530,000.00	0.00	0.00	737,100.00	1,267,100.00	58,860.00	10,000.00	516,750.00	181,350.00	766,960.00	58,860.00	10,000.00	80,000.00	528,400.00	677,260.00	0.00	500,140.00	0.00	89,700.00
MOOE		530,000.00	737,100.00	1,267,100.00	530,000.00	0.00	0.00	737,100.00	1,267,100.00	58,860.00	10,000.00	516,750.00	181,350.00	766,960.00	58,860.00	10,000.00	80,000.00	528,400.00	677,260.00	0.00	500,140.00	0.00	89,700.00
Support to Environmental Protection and Disaster Resiliency	310100200063000	0.00	1,250,271.00	1,250,271.00	0.00	0.00	0.00	1,250,271.00	1,250,271.00	0.00	0.00	0.00	1,250,271.00	1,250,271.00	0.00	0.00	0.00	1,250,271.00	1,250,271.00	0.00	0.00	0.00	0.00
MOOE		0.00	1,250,271.00	1,250,271.00	0.00	0.00	0.00	1,250,271.00	1,250,271.00	0.00	0.00	0.00	1,250,271.00	1,250,271.00	0.00	0.00	0.00	1,250,271.00	1,250,271.00	0.00	0.00	0.00	0.00
LOCAL GOVERNMENT PERFORMANCE OVERSIGHT AND RECOGNITION AND INCENTIVES PROGRAM		33,506.00	962,526.00	996,032.00	33,506.00	0.00	0.00	962,526.00	996,032.00	166,466.64	195,043.68	209,923.21	254,934.10	826,367.63	165,566.64	195,043.68	210,823.21	249,934.10	821,367.63	0.00	169,664.37	0.00	5,000.00
Local Governance Performance Management Program-Performance Challenge Fund for Local Government Units	310200100001000	33,200.00	0.00	33,200.00	33,200.00	0.00	0.00	0.00	33,200.00	900.00	0.00	0.00	0.00	900.00	0.00	0.00	900.00	0.00	900.00	0.00	32,300.00	0.00	0.00
MOOE		33,200.00	0.00	33,200.00	33,200.00	0.00	0.00	0.00	33,200.00	900.00	0.00	0.00	0.00	900.00	0.00	0.00	900.00	0.00	900.00	0.00	32,300.00	0.00	0.00
Locally-Funded Project(s)		306.00	962,526.00	962,832.00	306.00	0.00	0.00	962,526.00	962,832.00	165,566.64	195,043.68	209,923.21	254,934.10	825,467.63	165,566.64	195,043.68	209,923.21	249,934.10	820,467.63	0.00	137,364.37	0.00	5,000.00
Lupong Tagapamayapa Incentives Awards	310200200001000	306.00	10,000.00	10,306.00	306.00	0.00	0.00	10,000.00	10,306.00	0.00	0.00	0.00	0.00	0.00	0.00	0.00	0.00	0.00	0.00	0.00	10,306.00	0.00	0.00
MOOE		306.00	10,000.00	10,306.00	306.00	0.00	0.00	10,000.00	10,306.00	0.00	0.00	0.00	0.00	0.00	0.00	0.00	0.00	0.00	0.00	0.00	10,306.00	0.00	0.00
Bantay Korapsyon (BK)	310200200005000	0.00	952,526.00	952,526.00	0.00	0.00	0.00	952,526.00	952,526.00	165,566.64	195,043.68	209,923.21	254,934.10	825,467.63	165,566.64	195,043.68	209,923.21	249,934.10	820,467.63	0.00	127,058.37	0.00	5,000.00
MOOE		0.00	952,526.00	952,526.00	0.00	0.00	0.00	952,526.00	952,526.00	165,566.64	195,043.68	209,923.21	254,934.10	825,467.63	165,566.64	195,043.68	209,923.21	249,934.10	820,467.63	0.00	127,058.37	0.00	5,000.00
Sub-Total, Operations		11,710,673.10	4,694,067.89	16,404,740.99	11,710,673.10	(103,380.00)	0.00	4,797,447.89	16,404,740.99	2,598,254.45	3,765,991.08	2,371,852.47	5,475,958.89	14,212,056.89	1,164,852.52	2,568,868.00	2,567,062.75	6,177,170.24	12,477,973.51	0.00	2,192,684.10	0.00	1,734,083.38
PS		177,494.42	0.00	177,494.42	177,494.42	0.00	0.00	0.00	177,494.42	0.00	0.00	0.00	175,078.30	175,078.30	0.00	0.00	0.00	175,078.30	175,078.30	0.00	2,416.12	0.00	0.00
MOOE		11,052,178.68	4,694,067.89	15,746,246.57	11,052,178.68	(103,380.00)	0.00	4,797,447.89	15,746,246.57	2,467,543.96	3,428,119.08	2,371,852.47	5,300,880.59	13,568,396.09	1,164,852.52	2,438,157.50	2,524,194.75	5,707,107.94	11,834,312.71	0.00	2,177,850.48	0.00	1,734,083.38
FinEx (if Applicable)		0.00	0.00	0.00	0.00	0.00	0.00	0.00	0.00	0.00	0.00	0.00	0.00	0.00	0.00	0.00	0.00	0.00	0.00	0.00	0.00	0.00	0.00
CC		481,000.00	0.00	481,000.00	481,000.00	0.00	0.00	0.00	481,000.00	130,710.50	337,872.00	0.00	0.00	468,582.50	0.00	130,710.50	42,888.00	294,984.00	468,582.50	0.00	12,417.50	0.00	0.00
Special Purpose Fund		17,759,421.28	81,814,512.00	99,573,933.28	17,759,421.28	0.00	0.00	81,814,512.00	99,573,933.28	8,284,199.81	77,141,931.56	330,000.00	460,000.00	86,216,131.37	8,284,199.81	75,949,335.01	1,522,596.55	274,000.00	86,030,131.37	0.00	13,357,801.91	0.00	186,000.00


Department: Department of the Interior and Local Government (DILG)  
 Agency: Office of the Secretary  
 Operating Unit: Regional Office - XI  
 Organization Code (UACS) : 14 001 0300011  
 Fund Cluster: 01 Regular Agency Fund

	Current Year Appropriations
	Supplemental Appropriations
X	Continuing Appropriations


(e.g. UACS Fund Cluster: 01-Regular Agency Fund, 02-Foreign Assisted Projects Fund, 03-Special Account-Locally Funded/Domestic Grants Fund, and 04-Special Account-Foreign Assisted/Foreign Grants Fund)

Particulars	UACS CODE	Appropriations			Allotments					Current Year Obligations					Current Year Disbursements					Balances			
		Authorized Appropriations	Adjustments (Transfer To/From, Realignment)	Adjusted Appropriations	Allotments Received	Adjustments (Withdrawal, Realignment)	Transfer To	Transfer From	Adjusted Total Allotments	1st Quarter Ending March 31	2nd Quarter Ending June 30	3rd Quarter Ending Sept. 30	4th Quarter Ending Dec. 31	TOTAL	1st Quarter Ending March 31	2nd Quarter Ending June 30	3rd Quarter Ending Sept. 30	4th Quarter Ending Dec. 31	TOTAL	Unreleased Appro	Unobligated Allotments	Unpaid Obligations	
																						Due and Demandable	Not Yet Due and Demandable
1	2	3	4	5=(3+4)	6	7	8	9	10=[(6+(-)7)-8+9]	11	12	13	14	15=[(11+12+13+14)]	16	17	18	19	20=[(16+17+18+19)]	21=(5-10)	22=(10-15)	23	24
General Administration and Support	1000000000000000	17,759,421.28	81,814,512.00	99,573,933.28	17,759,421.28	0.00	0.00	81,814,512.00	99,573,933.28	8,284,199.81	77,141,931.56	330,000.00	460,000.00	86,216,131.37	8,284,199.81	75,949,335.01	1,522,596.55	274,000.00	86,030,131.37	0.00	13,357,801.91	0.00	186,000.00
General Management and Supervision	100000100001000	17,759,421.28	81,814,512.00	99,573,933.28	17,759,421.28	0.00	0.00	81,814,512.00	99,573,933.28	8,284,199.81	77,141,931.56	330,000.00	460,000.00	86,216,131.37	8,284,199.81	75,949,335.01	1,522,596.55	274,000.00	86,030,131.37	0.00	13,357,801.91	0.00	186,000.00
MOOE		17,759,421.28	81,814,512.00	99,573,933.28	17,759,421.28	0.00	0.00	81,814,512.00	99,573,933.28	8,284,199.81	77,141,931.56	330,000.00	460,000.00	86,216,131.37	8,284,199.81	75,949,335.01	1,522,596.55	274,000.00	86,030,131.37	0.00	13,357,801.91	0.00	186,000.00
Sub-Total, General Administration and Support		17,759,421.28	81,814,512.00	99,573,933.28	17,759,421.28	0.00	0.00	81,814,512.00	99,573,933.28	8,284,199.81	77,141,931.56	330,000.00	460,000.00	86,216,131.37	8,284,199.81	75,949,335.01	1,522,596.55	274,000.00	86,030,131.37	0.00	13,357,801.91	0.00	186,000.00
PS		0.00	0.00	0.00	0.00	0.00	0.00	0.00	0.00	0.00	0.00	0.00	0.00	0.00	0.00	0.00	0.00	0.00	0.00	0.00	0.00	0.00	0.00
MOOE		17,759,421.28	81,814,512.00	99,573,933.28	17,759,421.28	0.00	0.00	81,814,512.00	99,573,933.28	8,284,199.81	77,141,931.56	330,000.00	460,000.00	86,216,131.37	8,284,199.81	75,949,335.01	1,522,596.55	274,000.00	86,030,131.37	0.00	13,357,801.91	0.00	186,000.00
FinEx (if Applicable)		0.00	0.00	0.00	0.00	0.00	0.00	0.00	0.00	0.00	0.00	0.00	0.00	0.00	0.00	0.00	0.00	0.00	0.00	0.00	0.00	0.00	0.00
CO		0.00	0.00	0.00	0.00	0.00	0.00	0.00	0.00	0.00	0.00	0.00	0.00	0.00	0.00	0.00	0.00	0.00	0.00	0.00	0.00	0.00	0.00
GRAND TOTAL		32,822,268.90	86,767,018.37	119,589,287.27	32,822,268.90	(103,380.00)	0.00	86,870,398.37	119,589,287.27	12,742,527.21	81,562,807.34	2,836,302.47	6,584,806.48	103,726,443.50	10,499,140.51	79,415,860.69	4,444,151.05	7,161,891.06	101,521,043.31	0.00	15,862,843.77	0.00	2,205,400.19
PS		177,494.42	0.00	177,494.42	177,494.42	0.00	0.00	0.00	177,494.42	0.00	0.00	0.00	175,078.30	175,078.30	0.00	0.00	0.00	175,078.30	175,078.30	0.00	2,416.12	0.00	0.00
MOOE		32,092,124.48	86,767,018.37	118,859,142.85	32,092,124.48	(103,380.00)	0.00	86,870,398.37	118,859,142.85	12,541,646.71	81,224,335.34	2,836,302.47	6,409,728.18	103,012,012.70	10,428,970.51	79,284,550.19	4,401,263.05	6,691,828.76	100,806,612.51	0.00	15,847,130.15	0.00	2,205,400.19
FinEx (if Applicable)		0.00	0.00	0.00	0.00	0.00	0.00	0.00	0.00	0.00	0.00	0.00	0.00	0.00	0.00	0.00	0.00	0.00	0.00	0.00	0.00	0.00	0.00
CO		552,650.00	0.00	552,650.00	552,650.00	0.00	0.00	0.00	552,650.00	200,880.50	338,472.00	0.00	0.00	539,352.50	70,170.00	131,310.50	42,888.00	294,984.00	539,352.50	0.00	13,297.50	0.00	0.00


Certified Correct:

  
**FAYE ASTORETH R. YU**  
 Regional Budget Officer  
 Date: January 31, 2022


Certified Correct:

  
**MARIA TERESA S. BERDAN**  
 Regional Accountant  
 Date: January 31, 2022

Recommending Approval:

  
**GALE MARIE S. GRAVADOR**  
 Finance and Administrative Division - Chief  
 Date: January 31, 2022

Approved By:

  
**ALEX C. ROLDAN, CESO V**  
 Regional Director  
 Date: January 31, 2022

**SUMMARY OF APPROPRIATIONS, ALLOTMENTS, OBLIGATIONS, DISBURSEMENTS AND BALANCES BY OBJECT OF EXPENDITURES**  
**As at the Quarter Ending December 31, 2021**

Department: Department of the Interior and Local Government (DILG)  
 Agency/Entity: Office of the Secretary  
 Operating Unit: Regional Office - XI  
 Organization Code (UACS) : 14 001 0300011  
 Fund Cluster: 01 Regular Agency Fund

	Current Year Appropriations
	Supplemental Appropriations
X	Continuing Appropriations

(e.g. UACS Fund Cluster: 01-Regular Agency Fund, 02-Foreign Assisted Projects Fund, 03-Special Account-Locally Funded/Domestic Grants Fund, and 04-Special Account-Foreign Assisted/Foreign Grants Fund)

Particulars	UACS CODE	Appropriations			Allotments			Obligations					Disbursements					Balances					
		Authorized Appropriations	Adjustments (Transfer To/From, Modifications/ Augmentations)	Adjusted Appropriations	Allotments Received	Adjustments (Reductions, Modifications/ Augmentations)	Transfer To	Transfer From	Adjusted Allotments	1st Quarter Ending March 31	2nd Quarter Ending June 30	3rd Quarter Ending Sept. 30	4th Quarter Ending Dec. 31	TOTAL	1st Quarter Ending March 31	2nd Quarter Ending June 30	3rd Quarter Ending Sept. 30	4th Quarter Ending Dec. 31	TOTAL	Unreleased Appropriations	Unobligated Allotments	Unpaid Obligations (15-20)=(23+24)	
																						Due and Demandable	Not Yet Due and Demandable
1	2	3	4	5=(3+4)	6	7	8	9	10=[(6+)-(-7) -8+9]	11	12	13	14	15=(11+12+13+14)	16	17	18	19	20=(16+17+18+19)	21=(5-10)	22=(10-15)	23	24
SUMMARY		32,822,268.90	86,767,018.37	119,589,287.27	32,822,268.90	(103,380.00)	0.00	86,870,398.37	119,589,287.27	12,742,527.21	81,562,807.34	2,836,302.47	6,584,806.48	103,726,443.50	10,499,140.51	79,415,960.79	4,444,151.05	7,161,891.06	101,521,143.41	0.00	15,862,843.77	0.00	2,205,300.09
I. CONTINUING APPROPRIATIONS		32,822,268.90	86,767,018.37	119,589,287.27	32,822,268.90	(103,380.00)	0.00	86,870,398.37	119,589,287.27	12,742,527.21	81,562,807.34	2,836,302.47	6,584,806.48	103,726,443.50	10,499,140.51	79,415,960.79	4,444,151.05	7,161,891.06	101,521,143.41	0.00	15,862,843.77	0.00	2,205,300.09
I. Agency Specific Budget		15,062,847.62	4,952,506.37	20,015,353.99	15,062,847.62	(103,380.00)	0.00	5,055,886.37	20,015,353.99	4,458,327.40	4,420,875.78	2,506,302.47	6,124,806.48	17,510,312.13	2,214,940.70	3,466,625.78	2,921,554.50	6,887,891.06	15,491,012.04	0.00	2,505,041.86	0.00	2,019,300.09
Personnel Services		177,494.42	0.00	177,494.42	177,494.42	0.00	0.00	0.00	177,494.42	0.00	0.00	0.00	175,078.30	175,078.30	0.00	0.00	0.00	175,078.30	175,078.30	0.00	2,416.12	0.00	0.00
Salaries and Wages	5010100000	145,591.82	(145,591.00)	0.82	145,591.82	(145,591.00)	0.00	0.00	0.82	0.00	0.00	0.00	0.00	0.00	0.00	0.00	0.00	0.00	0.00	0.00	0.82	0.00	0.00
Salaries and Wages - Regular	5010101000	145,591.82	(145,591.00)	0.82	145,591.82	(145,591.00)	0.00	0.00	0.82	0.00	0.00	0.00	0.00	0.00	0.00	0.00	0.00	0.00	0.00	0.00	0.82	0.00	0.00
Basic Salary - Civilian	5010101001	145,591.82	(145,591.00)	0.82	145,591.82	(145,591.00)	0.00	0.00	0.82	0.00	0.00	0.00	0.00	0.00	0.00	0.00	0.00	0.00	0.00	0.00	0.82	0.00	0.00
Other Compensation	5010200000	8,823.47	(8,823.00)	0.47	8,823.47	(8,823.00)	0.00	0.00	0.47	0.00	0.00	0.00	0.00	0.00	0.00	0.00	0.00	0.00	0.00	0.00	0.47	0.00	0.00
Personal Economic Relief Allowance (PERA)	5010201000	7,955.47	(7,955.00)	0.47	7,955.47	(7,955.00)	0.00	0.00	0.47	0.00	0.00	0.00	0.00	0.00	0.00	0.00	0.00	0.00	0.00	0.00	0.47	0.00	0.00
PERA - Civilian	5010201001	7,955.47	(7,955.00)	0.47	7,955.47	(7,955.00)	0.00	0.00	0.47	0.00	0.00	0.00	0.00	0.00	0.00	0.00	0.00	0.00	0.00	0.00	0.47	0.00	0.00
Representation Allowance (RA)	5010202000	500.00	(500.00)	0.00	500.00	(500.00)	0.00	0.00	0.00	0.00	0.00	0.00	0.00	0.00	0.00	0.00	0.00	0.00	0.00	0.00	0.00	0.00	0.00
Year End Bonus	5010214000	368.00	(368.00)	0.00	368.00	(368.00)	0.00	0.00	0.00	0.00	0.00	0.00	0.00	0.00	0.00	0.00	0.00	0.00	0.00	0.00	0.00	0.00	0.00
Bonus - Civilian	5010214001	368.00	(368.00)	0.00	368.00	(368.00)	0.00	0.00	0.00	0.00	0.00	0.00	0.00	0.00	0.00	0.00	0.00	0.00	0.00	0.00	0.00	0.00	0.00
Personnel Benefit Contributions	5010300000	23,023.13	(23,023.00)	0.13	23,023.13	(23,023.00)	0.00	0.00	0.13	0.00	0.00	0.00	0.00	0.00	0.00	0.00	0.00	0.00	0.00	0.00	0.13	0.00	0.00
Pag-IBIG Contributions	5010302000	8,600.00	(8,600.00)	0.00	8,600.00	(8,600.00)	0.00	0.00	0.00	0.00	0.00	0.00	0.00	0.00	0.00	0.00	0.00	0.00	0.00	0.00	0.00	0.00	0.00
Pag-IBIG - Civilian	5010302001	8,600.00	(8,600.00)	0.00	8,600.00	(8,600.00)	0.00	0.00	0.00	0.00	0.00	0.00	0.00	0.00	0.00	0.00	0.00	0.00	0.00	0.00	0.00	0.00	0.00
PhilHealth Contributions	5010303000	10,623.13	(10,623.00)	0.13	10,623.13	(10,623.00)	0.00	0.00	0.13	0.00	0.00	0.00	0.00	0.00	0.00	0.00	0.00	0.00	0.00	0.00	0.13	0.00	0.00
PhilHealth - Civilian	5010303001	10,623.13	(10,623.00)	0.13	10,623.13	(10,623.00)	0.00	0.00	0.13	0.00	0.00	0.00	0.00	0.00	0.00	0.00	0.00	0.00	0.00	0.00	0.13	0.00	0.00
Employees Compensation Insurance Premiums (ECIP)	5010304000	3,800.00	(3,800.00)	0.00	3,800.00	(3,800.00)	0.00	0.00	0.00	0.00	0.00	0.00	0.00	0.00	0.00	0.00	0.00	0.00	0.00	0.00	0.00	0.00	0.00
ECIP - Civilian	5010304001	3,800.00	(3,800.00)	0.00	3,800.00	(3,800.00)	0.00	0.00	0.00	0.00	0.00	0.00	0.00	0.00	0.00	0.00	0.00	0.00	0.00	0.00	0.00	0.00	0.00
Other Personnel Benefits	5010400000	56.00	177,437.00	177,493.00	56.00	177,437.00	0.00	0.00	177,493.00	0.00	0.00	0.00	175,078.30	175,078.30	0.00	0.00	0.00	175,078.30	175,078.30	0.00	2,414.70	0.00	0.00
Other Personnel Benefits	5010499000	56.00	177,437.00	177,493.00	56.00	177,437.00	0.00	0.00	177,493.00	0.00	0.00	0.00	175,078.30	175,078.30	0.00	0.00	0.00	175,078.30	175,078.30	0.00	2,414.70	0.00	0.00
Lump-sum for Step Increments - Length of Service	5010499010	56.00	(56.00)	0.00	56.00	(56.00)	0.00	0.00	0.00	0.00	0.00	0.00	0.00	0.00	0.00	0.00	0.00	0.00	0.00	0.00	0.00	0.00	0.00
Other Personnel Benefits	5010499999	0.00	177,493.00	177,493.00	0.00	177,493.00	0.00	0.00	177,493.00	0.00	0.00	0.00	175,078.30	175,078.30	0.00	0.00	0.00	175,078.30	175,078.30	0.00	2,414.70	0.00	0.00
Maintenance and Other Operating Expenses		14,332,703.20	4,952,506.37	19,285,209.57	14,332,703.20	(103,380.00)	0.00	5,055,886.37	19,285,209.57	4,257,446.90	4,082,403.78	2,506,302.47	5,949,728.18	16,795,681.33	2,144,770.70	3,335,315.28	2,878,666.50	6,417,828.78	14,776,581.24	0.00	2,489,328.24	0.00	2,019,300.09
Traveling Expenses	5020100000	1,302,198.00	(99,284.00)	1,202,914.00	1,302,198.00	0.00	0.00	(99,284.00)	1,202,914.00	63,500.00	377,820.00	154,000.00	364,541.76	959,861.76	59,900.00	141,560.00	303,750.00	301,662.00	806,872.00	0.00	243,052.24	0.00	152,989.76
Traveling Expenses - Local	5020101000	1,302,198.00	(99,284.00)	1,202,914.00	1,302,198.00	0.00	0.00	(99,284.00)	1,202,914.00	63,500.00	377,820.00	154,000.00	364,541.76	959,861.76	59,900.00	141,560.00	303,750.00	301,662.00	806,872.00	0.00	243,052.24	0.00	152,989.76

This report was generated using the Unified Reporting System on null version.FAR1A.1.1 : Status : SUBMITTED





**AGING OF UNPAID OBLIGATIONS**

**As at December 31, 2021**

**Department:** Department of the Interior and Local Government (DILG)  
**Agency:** Office of the Secretary  
**Operating Unit:** Regional Office - XI  
**Organization Code (UACS) :** 14 001 0300011

Name of Creditors	Obligation Request and Status			AGING OF UNPAID OBLIGATIONS							Remarks
	Number	Date	Amount	Amount	90 days & below	91 to 180 days	181 to 270 days	271 to 365/366 days	More than 1 year but less than 2 years	More than 2 years	
				5=(6+7+8+9+10+11)	6	7	8	9	10	11	
<b>A. Due and Demandable Obligations (Accounts Payable)*</b>			68,153,999.04	68,153,999.04	68,153,999.04	0.00	0.00	0.00	0.00	0.00	
<b>A.1 Current Year's Appropriations</b>			68,153,999.04	68,153,999.04	68,153,999.04	0.00	0.00	0.00	0.00	0.00	
Jogensy Ref and Airconditioning Services	2-102-101-2021-12-03057	2021-12-22	4,800.00	4,800.00	4,800.00	0.00	0.00	0.00	0.00	0.00	
PLDT	2-101-101-2021-12-03052	2021-12-22	1,343.36	1,343.36	1,343.36	0.00	0.00	0.00	0.00	0.00	
Landbank of the Philippines	2-101-101-2021-12-03172E	2021-12-31	352,000.00	352,000.00	352,000.00	0.00	0.00	0.00	0.00	0.00	
Landbank of the Philippines	2-102-256-2021-12-03181C	2021-12-31	388,350.00	388,350.00	388,350.00	0.00	0.00	0.00	0.00	0.00	
Maria Roselle Alberca	2-101-101-2021-12-03169	2021-12-31	4,700.00	4,700.00	4,700.00	0.00	0.00	0.00	0.00	0.00	
DILG Compostela Valley	46,000.00	2021-12-27	46,000.00	46,000.00	46,000.00	0.00	0.00	0.00	0.00	0.00	
Febie Lou T Martinez	2-101-101-2021-12-03150	2021-12-28	1,440.00	1,440.00	1,440.00	0.00	0.00	0.00	0.00	0.00	
Davao Mark Enterprises, Inc.	2-101-101-2021-11-02542	2021-11-17	16,814.00	16,814.00	16,814.00	0.00	0.00	0.00	0.00	0.00	
DILG Davao del Sur	2-101-101-2021-12-03179	2021-12-31	1,039,400.00	1,039,400.00	1,039,400.00	0.00	0.00	0.00	0.00	0.00	
Lui Enterprises, Inc.	2-101-101-2021-12-02683	2021-12-06	10,159.00	10,159.00	10,159.00	0.00	0.00	0.00	0.00	0.00	
Davao Excel Ventures Corporation	2-101-101-2021-11-02596	2021-11-24	144,000.00	144,000.00	144,000.00	0.00	0.00	0.00	0.00	0.00	
Happytech Printing solution	2-102-101-2021-11-02541	2021-11-17	30,000.00	30,000.00	30,000.00	0.00	0.00	0.00	0.00	0.00	
Reynalie Jane N Remulta	2-102-101-2021-12-02736	2021-12-07	7,200.00	7,200.00	7,200.00	0.00	0.00	0.00	0.00	0.00	
Christy G Dela Luz	2-102-101-2021-12-03086	2021-12-22	2,520.00	2,520.00	2,520.00	0.00	0.00	0.00	0.00	0.00	
Mariah Farah Caralos	2-102-101-2021-12-03127	2021-12-23	7,200.00	7,200.00	7,200.00	0.00	0.00	0.00	0.00	0.00	
Amancio L. Sumile Jr	2-102-101-2021-12-03141	2021-12-27	2,520.00	2,520.00	2,520.00	0.00	0.00	0.00	0.00	0.00	
Noralyn Modina	2-102-101-2021-12-03138	2021-12-27	2,940.00	2,940.00	2,940.00	0.00	0.00	0.00	0.00	0.00	
Landbank of the Philippines	2-101-101-2021-12-02989	2021-12-20	138,190.73	138,190.73	138,190.73	0.00	0.00	0.00	0.00	0.00	
Land Bank of the Philippines	2-101-101-2021-12-03114	2021-12-23	37,128.82	37,128.82	37,128.82	0.00	0.00	0.00	0.00	0.00	
Davao Excel Ventures Corp.	2-101-101-2021-11-02632	2021-11-26	97,500.00	97,500.00	97,500.00	0.00	0.00	0.00	0.00	0.00	
Benjie B Franco	2-101-101-2021-12-03187	2021-12-31	3,960.00	3,960.00	3,960.00	0.00	0.00	0.00	0.00	0.00	



**Department:** Department of the Interior and Local Government (DILG)  
**Agency:** Office of the Secretary  
**Operating Unit:** Regional Office - XI  
**Organization Code (UACS) :** 14 001 0300011

Name of Creditors	Obligation Request and Status			AGING OF UNPAID OBLIGATIONS							Remarks
				Amount	90 days & below	91 to 180 days	181 to 270 days	271 to 365/366 days	More than 1 year but less than 2 years	More than 2 years	
	Number	Date	Amount	5=(6+7+8+9+10+11)	6	7	8	9	10	11	
PLDT	2-101-101-2021-12-02992	2021-12-20	1,510.78	1,510.78	1,510.78	0.00	0.00	0.00	0.00	0.00	
Abdullah V Matalam	2-101-101-2021-12-03155	2021-12-28	3,460.00	3,460.00	3,460.00	0.00	0.00	0.00	0.00	0.00	
Rocky Food Services	2-101-101-2021-11-02600	2021-11-24	8,000.00	8,000.00	8,000.00	0.00	0.00	0.00	0.00	0.00	
Franco Miguel's Palace	2-101-101-2021-12-02835	2021-12-14	25,200.00	25,200.00	25,200.00	0.00	0.00	0.00	0.00	0.00	
Rocky Food Services	2-102-101-2021-12-02952	2021-12-18	13,000.00	13,000.00	13,000.00	0.00	0.00	0.00	0.00	0.00	
PLDT	2-102-101-2021-12-03051	2021-12-22	1,048.78	1,048.78	1,048.78	0.00	0.00	0.00	0.00	0.00	
Landbank of the Philippines	2-101-101-2021-12-03172A	2021-12-31	200,750.00	200,750.00	200,750.00	0.00	0.00	0.00	0.00	0.00	
Landbank of the Philippines	2-102-256-2021-12-03181D	2021-12-31	164,250.00	164,250.00	164,250.00	0.00	0.00	0.00	0.00	0.00	
Christine Lou A Lazaga	2-101-101-2021-12-03170	2021-12-31	4,700.00	4,700.00	4,700.00	0.00	0.00	0.00	0.00	0.00	
DILG DAVAO DEL SUR	2-102-256-2021-12-03121	2021-12-23	12,000.00	12,000.00	12,000.00	0.00	0.00	0.00	0.00	0.00	
Julie Ann D Daya	2-101-101-2021-12-03151	2021-12-28	1,500.00	1,500.00	1,500.00	0.00	0.00	0.00	0.00	0.00	
Davao Mark Enterprises, Inc.	2-101-101-2021-12-03119	2021-12-23	4,280.00	4,280.00	4,280.00	0.00	0.00	0.00	0.00	0.00	
Davao Excel Ventures Corp.	2-101-101-2021-11-02588	2021-11-23	18,000.00	18,000.00	18,000.00	0.00	0.00	0.00	0.00	0.00	
Davao Excel Ventures Corp.	2-101-101-2021-12-02676	2021-12-06	90,600.00	90,600.00	90,600.00	0.00	0.00	0.00	0.00	0.00	
Clovis S. Licong Printing Press	2-102-101-2021-10-02381	2021-10-29	30,872.80	30,872.80	30,872.80	0.00	0.00	0.00	0.00	0.00	
Davao Excel Ventures Corporation	2-102-101-2021-12-02807	2021-12-13	60,000.00	60,000.00	60,000.00	0.00	0.00	0.00	0.00	0.00	
Nathaniel I Socapen	2-102-101-2021-12-02742	2021-12-07	7,920.00	7,920.00	7,920.00	0.00	0.00	0.00	0.00	0.00	
Nathaniel I Socapen	2-101-101-2021-12-03087	2021-12-22	2,520.00	2,520.00	2,520.00	0.00	0.00	0.00	0.00	0.00	
Rosielyn C. Ramnirez	2-102-101-2021-12-03128	2021-12-23	7,200.00	7,200.00	7,200.00	0.00	0.00	0.00	0.00	0.00	
Charito L Cinco	2-102-101-2021-12-03142	2021-12-27	2,520.00	2,520.00	2,520.00	0.00	0.00	0.00	0.00	0.00	
Ana Isabell Camin	2-102-101-2021-12-03139	2021-12-27	2,940.00	2,940.00	2,940.00	0.00	0.00	0.00	0.00	0.00	
Landbank of the Philippines	2-101-101-2021-12-03028	2021-12-21	43,723.44	43,723.44	43,723.44	0.00	0.00	0.00	0.00	0.00	
Landbank of the Philippines	2-101-101-2021-12-03146	2021-12-27	111,675.95	111,675.95	111,675.95	0.00	0.00	0.00	0.00	0.00	
Inforworx Inc	2-101-101-2021-12-02679	2021-12-06	97,930.00	97,930.00	97,930.00	0.00	0.00	0.00	0.00	0.00	
Landbank of the Philippines	2-101-101-2021-12-03164	2021-12-31	1,424,096.00	1,424,096.00	1,424,096.00	0.00	0.00	0.00	0.00	0.00	
Innove Communications Inc	2-101-101-2021-12-02993	2021-12-20	4,499.00	4,499.00	4,499.00	0.00	0.00	0.00	0.00	0.00	
AJF Ticketing Travel and Tour Agency	2-101-101-2021-12-03156	2021-12-28	7,477.04	7,477.04	7,477.04	0.00	0.00	0.00	0.00	0.00	

**Department:** Department of the Interior and Local Government (DILG)  
**Agency:** Office of the Secretary  
**Operating Unit:** Regional Office - XI  
**Organization Code (UACS) :** 14 001 0300011

Name of Creditors	Obligation Request and Status			AGING OF UNPAID OBLIGATIONS							Remarks
				Amount	90 days & below	91 to 180 days	181 to 270 days	271 to 365/366 days	More than 1 year but less than 2 years	More than 2 years	
	Number	Date	Amount	5=(6+7+8+9+10+11)	6	7	8	9	10	11	
Davao Excel Ventures Corp.	2-101-101-2021-11-02471	2021-11-11	8,000.00	8,000.00	8,000.00	0.00	0.00	0.00	0.00	0.00	
Jogensy Ref & Airconditioning Services	2-101-101-2021-12-03161	2021-12-29	13,500.00	13,500.00	13,500.00	0.00	0.00	0.00	0.00	0.00	
Davao Excel Ventures Corporation	2-102-101-2021-03-00432	2021-03-29	49,450.00	49,450.00	49,450.00	0.00	0.00	0.00	0.00	0.00	
Jessica L. Itil	2-101-101-2021-12-03115	2021-12-23	9,200.00	9,200.00	9,200.00	0.00	0.00	0.00	0.00	0.00	
Landbank of the Philippines	2-101-101-2021-12-03172B	2021-12-31	264,550.00	264,550.00	264,550.00	0.00	0.00	0.00	0.00	0.00	
Landbank of the Philippines	2-102-256-2021-12-03181E	2021-12-31	989,100.00	989,100.00	989,100.00	0.00	0.00	0.00	0.00	0.00	
Innove Communications, Inc	2-101-101-2021-12-02914	2021-12-31	50,000.00	50,000.00	50,000.00	0.00	0.00	0.00	0.00	0.00	
DILG DAVAO DEL SUR	2-102-256-2021-12-03122	2021-12-23	12,000.00	12,000.00	12,000.00	0.00	0.00	0.00	0.00	0.00	
ECV Office Supplies	2-101-101-2021-12-02829	2021-12-14	15,979.00	15,979.00	15,979.00	0.00	0.00	0.00	0.00	0.00	
Davao Excel Ventures Corp.	2-101-101-2021-12-02782	2021-12-11	90,000.00	90,000.00	90,000.00	0.00	0.00	0.00	0.00	0.00	
Tesda Regional Training Center Davao	2-102-101-2021-11-02481	2021-11-12	89,700.00	89,700.00	89,700.00	0.00	0.00	0.00	0.00	0.00	
Joel M Accion Jr	2-101-101-2021-12-03173	2021-12-31	5,000.00	5,000.00	5,000.00	0.00	0.00	0.00	0.00	0.00	
Amalia Marie E. Sumile	2-101-101-2021-12-02924	2021-12-16	5,683.22	5,683.22	5,683.22	0.00	0.00	0.00	0.00	0.00	
Landbank of the Philippines	2-101-101-2021-12-02923	2021-12-16	45,736.81	45,736.81	45,736.81	0.00	0.00	0.00	0.00	0.00	
Janica G Puno	2-101-101-2021-12-02962	2021-12-20	7,200.00	7,200.00	7,200.00	0.00	0.00	0.00	0.00	0.00	
Christian Rem C Iman	2-101-101-2021-12-03088	2021-12-22	2,520.00	2,520.00	2,520.00	0.00	0.00	0.00	0.00	0.00	
Mary Grace V. socapen	2-102-101-2021-12-03130	2021-12-23	7,200.00	7,200.00	7,200.00	0.00	0.00	0.00	0.00	0.00	
Mary Grace Socapen	2-102-101-2021-12-03143	2021-12-27	720.00	720.00	720.00	0.00	0.00	0.00	0.00	0.00	
Noraly F. Modina	2-101-101-2021-12-02890	2021-12-16	6,840.00	6,840.00	6,840.00	0.00	0.00	0.00	0.00	0.00	
Landbank of the Philippines	2-101-101-2021-12-03029	2021-12-21	91,830.57	91,830.57	91,830.57	0.00	0.00	0.00	0.00	0.00	
Landbank of the Philippines	2-101-101-2021-12-03178	2021-12-31	421,000.00	421,000.00	421,000.00	0.00	0.00	0.00	0.00	0.00	
Inforworx Inc	2-101-101-2021-12-02680	2021-12-06	265,840.00	265,840.00	265,840.00	0.00	0.00	0.00	0.00	0.00	
DILG XI EMPC	2-101-101-2021-12-03164	2021-12-31	45,904.00	45,904.00	45,904.00	0.00	0.00	0.00	0.00	0.00	
RSG Newspaper Marketing	2-101-402-2021-12-03001	2021-12-21	6,000.00	6,000.00	6,000.00	0.00	0.00	0.00	0.00	0.00	
Edgar A. Paña	2-101-101-2021-12-03162	2021-12-29	720.00	720.00	720.00	0.00	0.00	0.00	0.00	0.00	
Mega Banawe Car Accessories, Inc.	2-101-101-2021-12-02773	2021-12-10	8,800.00	8,800.00	8,800.00	0.00	0.00	0.00	0.00	0.00	
Davao Excel Ventures Corporation	2-101-101-2021-12-02814	2021-12-13	48,000.00	48,000.00	48,000.00	0.00	0.00	0.00	0.00	0.00	

**Department:** Department of the Interior and Local Government (DILG)  
**Agency:** Office of the Secretary  
**Operating Unit:** Regional Office - XI  
**Organization Code (UACS) :** 14 001 0300011

Name of Creditors	Obligation Request and Status			AGING OF UNPAID OBLIGATIONS							Remarks
				Amount	90 days & below	91 to 180 days	181 to 270 days	271 to 365/366 days	More than 1 year but less than 2 years	More than 2 years	
	Number	Date	Amount	5=(6+7+8+9+10+11)	6	7	8	9	10	11	
DILG XI EMPC	2-102-101-2021-12-03117	2021-12-23	3,500.00	3,500.00	3,500.00	0.00	0.00	0.00	0.00	0.00	
Davao Excel Ventures Corp.	2-101-101-2021-11-02590	2021-11-23	9,000.00	9,000.00	9,000.00	0.00	0.00	0.00	0.00	0.00	
Landbank of the Philippines	2-101-101-2021-12-03172C	2021-12-31	474,650.00	474,650.00	474,650.00	0.00	0.00	0.00	0.00	0.00	
V.S. Tay Incorporated	2-101-101-2021-12-02809	2021-12-13	59,712.50	59,712.50	59,712.50	0.00	0.00	0.00	0.00	0.00	
Nicole Joyce E. Hipgano	2-101-101-2021-12-02891	2021-12-16	8,410.11	8,410.11	8,410.11	0.00	0.00	0.00	0.00	0.00	
DILG DAVAO ORIENTAL	2-102-256-2021-12-03123	2021-12-23	24,000.00	24,000.00	24,000.00	0.00	0.00	0.00	0.00	0.00	
Unicenter Communication	2-101-101-2021-12-03059	2021-12-22	151,271.00	151,271.00	151,271.00	0.00	0.00	0.00	0.00	0.00	
Afif T. Ambor	2-101-101-2021-12-03175	2021-12-31	5,000.00	5,000.00	5,000.00	0.00	0.00	0.00	0.00	0.00	
Kingtian Pros Advertising	2-101-101-2021-10-02187	2021-10-14	12,600.00	12,600.00	12,600.00	0.00	0.00	0.00	0.00	0.00	
Emelie M Espino	2-101-101-2021-12-03177	2021-12-31	5,000.00	5,000.00	5,000.00	0.00	0.00	0.00	0.00	0.00	
Christine Jade Comendado	2-102-101-2021-12-03147	2021-12-27	14,929.76	14,929.76	14,929.76	0.00	0.00	0.00	0.00	0.00	
Aristeo C. Salapa	2-101-101-2021-12-02921	2021-12-16	8,797.50	8,797.50	8,797.50	0.00	0.00	0.00	0.00	0.00	
Daphne S Sumalpong	2-101-101-2021-12-02963	2021-12-20	7,200.00	7,200.00	7,200.00	0.00	0.00	0.00	0.00	0.00	
Pamela Dawn Patayon	2-101-101-2021-12-03090	2021-12-22	720.00	720.00	720.00	0.00	0.00	0.00	0.00	0.00	
Dalia Reconalla	2-102-101-2021-12-03134	2021-12-27	720.00	720.00	720.00	0.00	0.00	0.00	0.00	0.00	
Cristy G Dela Luz	2-102-101-2021-12-03144	2021-12-27	4,320.00	4,320.00	4,320.00	0.00	0.00	0.00	0.00	0.00	
Davao Excel Ventures Corp.	2-101-101-2021-06-01143	2021-06-24	91,000.00	91,000.00	91,000.00	0.00	0.00	0.00	0.00	0.00	
Landbank of the Philippines	2-101-101-2021-12-03030	2021-12-21	32,308.29	32,308.29	32,308.29	0.00	0.00	0.00	0.00	0.00	
Land bank of the Philippines	2-101-101-2021-12-03184	2021-12-31	74,099.31	74,099.31	74,099.31	0.00	0.00	0.00	0.00	0.00	
Inforworx Inc	2-101-101-2021-12-02715	2021-12-07	599,160.00	599,160.00	599,160.00	0.00	0.00	0.00	0.00	0.00	
Landbank of the Philippines	2-101-101-2021-12-03167	2021-12-31	66,000.00	66,000.00	66,000.00	0.00	0.00	0.00	0.00	0.00	
Libcap Super Express Corporation	2-101-101-2021-12-03053	2021-12-22	1,500.00	1,500.00	1,500.00	0.00	0.00	0.00	0.00	0.00	
Amancio L. Sumile Jr	2-101-101-2021-12-03163	2021-12-29	720.00	720.00	720.00	0.00	0.00	0.00	0.00	0.00	
DILG XI EMPC	2-101-101-2021-11-02523	2021-11-17	36,000.00	36,000.00	36,000.00	0.00	0.00	0.00	0.00	0.00	
Davao Excel Ventures Corp.	2-102-101-2021-11-02589	2021-11-23	40,000.00	40,000.00	40,000.00	0.00	0.00	0.00	0.00	0.00	
PLDT, INC.	2-101-402-2021-12-03000	2021-12-21	5,500.00	5,500.00	5,500.00	0.00	0.00	0.00	0.00	0.00	
Landbank of the Philippines	2-101-101-2021-12-03171	2021-12-31	26,069.81	26,069.81	26,069.81	0.00	0.00	0.00	0.00	0.00	

**Department:** Department of the Interior and Local Government (DILG)  
**Agency:** Office of the Secretary  
**Operating Unit:** Regional Office - XI  
**Organization Code (UACS) :** 14 001 0300011

Name of Creditors	Obligation Request and Status			AGING OF UNPAID OBLIGATIONS							Remarks
				Amount	90 days & below	91 to 180 days	181 to 270 days	271 to 365/366 days	More than 1 year but less than 2 years	More than 2 years	
	Number	Date	Amount	5=(6+7+8+9+10+11)	6	7	8	9	10	11	
Landbank of the Philippines	2-101-101-2021-12-03172D	2021-12-31	200,750.00	200,750.00	200,750.00	0.00	0.00	0.00	0.00	0.00	
V.S. Tay Incorporated	2-101-101-2021-12-02808	2021-12-13	130,726.00	130,726.00	130,726.00	0.00	0.00	0.00	0.00	0.00	
Davao Excel Ventures Corp.	2-101-101-2021-12-02645	2021-12-06	21,000.00	21,000.00	21,000.00	0.00	0.00	0.00	0.00	0.00	
DILG COMPOSTELA VALLEY	2-102-256-2021-12-03124	2021-12-23	22,000.00	22,000.00	22,000.00	0.00	0.00	0.00	0.00	0.00	
Shermin Mae E Monteza-Simbanagan	2-101-101-2021-12-03174	2021-12-31	5,000.00	5,000.00	5,000.00	0.00	0.00	0.00	0.00	0.00	
Afif T Ambor	2-101-101-2021-12-02875	2021-12-15	7,324.25	7,324.25	7,324.25	0.00	0.00	0.00	0.00	0.00	
Davao Mark Enterprises Inc	2-101-101-2021-12-03054	2021-12-22	16,468.00	16,468.00	16,468.00	0.00	0.00	0.00	0.00	0.00	
Emelie M Espino	2-101-101-2021-12-02985	2021-12-20	10,539.75	10,539.75	10,539.75	0.00	0.00	0.00	0.00	0.00	
Tesoro's Printing Press	2-102-101-2021-12-03158	2021-12-29	281,520.00	281,520.00	281,520.00	0.00	0.00	0.00	0.00	0.00	
Davao Excel Ventures Corporation	2-102-101-2021-03-00455	2021-03-31	123,750.00	123,750.00	123,750.00	0.00	0.00	0.00	0.00	0.00	
Daphne S Sumalpong	2-101-101-2021-12-02964	2021-12-20	7,200.00	7,200.00	7,200.00	0.00	0.00	0.00	0.00	0.00	
Charisse Kaye B Alforque	2-101-101-2021-12-03091	2021-12-22	720.00	720.00	720.00	0.00	0.00	0.00	0.00	0.00	
Gladys Florangel Ortiz	2-102-101-2021-12-03135	2021-12-27	720.00	720.00	720.00	0.00	0.00	0.00	0.00	0.00	
Karl Kevin B Bernasor	2-101-101-2021-12-03165	2021-12-31	4,320.00	4,320.00	4,320.00	0.00	0.00	0.00	0.00	0.00	
Timothy James Corpuz	2-101-101-2021-12-02898	2021-12-16	7,377.83	7,377.83	7,377.83	0.00	0.00	0.00	0.00	0.00	
Landbank of the Philippines	2-101-101-2021-12-03031	2021-12-21	70,304.37	70,304.37	70,304.37	0.00	0.00	0.00	0.00	0.00	
Davao Mark Enterprises Inc	2-101-101-2021-12-03056	2021-12-22	450.00	450.00	450.00	0.00	0.00	0.00	0.00	0.00	
Reliqua Trading	2-101-101-2021-12-02677	2021-12-06	106,800.00	106,800.00	106,800.00	0.00	0.00	0.00	0.00	0.00	
Landbank of the Philippines	1-101-101-2021-12-03185	2021-12-31	892,000.00	892,000.00	892,000.00	0.00	0.00	0.00	0.00	0.00	
GSIS	2-101-402-2021-12-03005	2021-12-21	802.13	802.13	802.13	0.00	0.00	0.00	0.00	0.00	
Anleo Maintenance and Allied Services	2-101-101-2021-01-00005	2021-01-06	34,246.68	34,246.68	34,246.68	0.00	0.00	0.00	0.00	0.00	
Davao Excel Ventures Corp.	2-101-101-2021-12-02681	2021-12-06	49,350.00	49,350.00	49,350.00	0.00	0.00	0.00	0.00	0.00	
DILG XI EMPC	2-102-101-2021-12-03133	2021-12-27	6,000.00	6,000.00	6,000.00	0.00	0.00	0.00	0.00	0.00	
PLDT	2-102-101-2021-12-03048	2021-12-22	1,048.78	1,048.78	1,048.78	0.00	0.00	0.00	0.00	0.00	
Landbank of the Philippines	2-102-256-2021-12-03182	2021-12-31	7,930.19	7,930.19	7,930.19	0.00	0.00	0.00	0.00	0.00	
Landbank of the Philippines	2-102-256-2021-12-03181	2021-12-31	216,450.00	216,450.00	216,450.00	0.00	0.00	0.00	0.00	0.00	
V.S Tay Incorporated	2-101-101-2021-12-02790	2021-12-11	134,398.50	134,398.50	134,398.50	0.00	0.00	0.00	0.00	0.00	
Landbank of the Philippines	2-102-256-2021-12-03183	2021-12-31	5,000.00	5,000.00	5,000.00	0.00	0.00	0.00	0.00	0.00	

**Department:** Department of the Interior and Local Government (DILG)  
**Agency:** Office of the Secretary  
**Operating Unit:** Regional Office - XI  
**Organization Code (UACS) :** 14 001 0300011

Name of Creditors	Obligation Request and Status			AGING OF UNPAID OBLIGATIONS							Remarks
				Amount	90 days & below	91 to 180 days	181 to 270 days	271 to 365/366 days	More than 1 year but less than 2 years	More than 2 years	
	Number	Date	Amount	5=(6+7+8+9+10+11)	6	7	8	9	10	11	
DILG Davao del Norte	2-102-256-2021-12-03132	2021-12-27	12,000.00	12,000.00	12,000.00	0.00	0.00	0.00	0.00	0.00	
Cor Jesu College-Br. Polycarp Institute for Community Dev't. Foundation, Inc.	2-101-101-2021-10-02297	2021-10-22	50,000.00	50,000.00	50,000.00	0.00	0.00	0.00	0.00	0.00	
Afif T. Ambor	2-102-101-2021-12-03129	2021-12-23	5,100.00	5,100.00	5,100.00	0.00	0.00	0.00	0.00	0.00	
Davao Excel Ventures Corporation	2-101-101-2021-12-03058	2021-12-22	182,400.00	182,400.00	182,400.00	0.00	0.00	0.00	0.00	0.00	
Kingtian Pros Advertising	2-101-101-2021-10-02138	2021-10-12	6,500.00	6,500.00	6,500.00	0.00	0.00	0.00	0.00	0.00	
Davao Excel Ventures Corporation	2-101-101-2021-05-00862	2021-05-19	85,000.00	85,000.00	85,000.00	0.00	0.00	0.00	0.00	0.00	
Mary Grace Socapen	2-102-101-2021-12-03145	2021-12-27	720.00	720.00	720.00	0.00	0.00	0.00	0.00	0.00	
Abigail Joy A Abing	2-102-101-2021-12-03007	2021-12-21	7,920.00	7,920.00	7,920.00	0.00	0.00	0.00	0.00	0.00	
Kathleen Marjorie S. Cinco	2-102-101-2021-12-03116	2021-12-23	7,200.00	7,200.00	7,200.00	0.00	0.00	0.00	0.00	0.00	
Henry C Villanueva	2-102-101-2021-12-03136	2021-12-27	720.00	720.00	720.00	0.00	0.00	0.00	0.00	0.00	
Jane C. De Leon	2-101-101-2021-12-02919	2021-12-16	1,440.00	1,440.00	1,440.00	0.00	0.00	0.00	0.00	0.00	
Landbank of the Philippines	2-101-101-2021-12-02966	2021-12-20	128,982.98	128,982.98	128,982.98	0.00	0.00	0.00	0.00	0.00	
Land Bank of ther PHilippines	2-101-101-2021-12-03111	2021-12-23	159,148.14	159,148.14	159,148.14	0.00	0.00	0.00	0.00	0.00	
Davao Mark Enterprises Inc	2-101-101-2021-12-03055	2021-12-22	49,455.00	49,455.00	49,455.00	0.00	0.00	0.00	0.00	0.00	
Landbank of the Philippines	2-101-101-2021-12-03186	2021-12-31	83,900.00	83,900.00	83,900.00	0.00	0.00	0.00	0.00	0.00	
Landbank of the Philippines	1-101-101-2021-12-03160	2021-12-29	1,295.59	1,295.59	1,295.59	0.00	0.00	0.00	0.00	0.00	
Claire Cleo F Carillo	2-101-101-2021-12-03152	2021-12-28	7,340.00	7,340.00	7,340.00	0.00	0.00	0.00	0.00	0.00	
Greengold Security Agency, Inc.	2-101-101-2021-01-00004	2021-01-06	15,539.59	15,539.59	15,539.59	0.00	0.00	0.00	0.00	0.00	
Power-Up Tires, Battery & Auto Supply Corp.	2-101-101-2021-12-02788	2021-12-11	3,500.00	3,500.00	3,500.00	0.00	0.00	0.00	0.00	0.00	
Franco Miguel's Place	2-102-101-2021-12-03118	2021-12-23	33,600.00	33,600.00	33,600.00	0.00	0.00	0.00	0.00	0.00	
PLDT	2-102-101-2021-12-03049	2021-12-22	4,771.86	4,771.86	4,771.86	0.00	0.00	0.00	0.00	0.00	
Jeffrey Rendia	2-101-101-2021-12-03159	2021-12-29	700.00	700.00	700.00	0.00	0.00	0.00	0.00	0.00	
Landbank of the Philippines	2-102-256-2021-12-03181A	2021-12-31	164,250.00	164,250.00	164,250.00	0.00	0.00	0.00	0.00	0.00	
Prince Educational Supply	2-101-101-2021-12-02810	2021-12-13	306,333.15	306,333.15	306,333.15	0.00	0.00	0.00	0.00	0.00	
DILG Davao del Sur	2-102-256-2021-12-03180	2021-12-31	46,000.00	46,000.00	46,000.00	0.00	0.00	0.00	0.00	0.00	
Ma. Theresa A Obatonon	2-101-101-2021-12-03148	2021-12-28	1,440.00	1,440.00	1,440.00	0.00	0.00	0.00	0.00	0.00	
Cor Jesu College-Br. Polycarp Institute for Community Dev't. Foundation, Inc.	2-101-101-2021-10-02296	2021-10-22	25,000.00	25,000.00	25,000.00	0.00	0.00	0.00	0.00	0.00	

**Department:** Department of the Interior and Local Government (DILG)  
**Agency:** Office of the Secretary  
**Operating Unit:** Regional Office - XI  
**Organization Code (UACS) :** 14 001 0300011

Name of Creditors	Obligation Request and Status			AGING OF UNPAID OBLIGATIONS							Remarks
				Amount	90 days & below	91 to 180 days	181 to 270 days	271 to 365/366 days	More than 1 year but less than 2 years	More than 2 years	
	Number	Date	Amount	5=(6+7+8+9+10+11)	6	7	8	9	10	11	
Louie B Limbaro	2-102-101-2021-12-03083	2021-12-22	2,760.00	2,760.00	2,760.00	0.00	0.00	0.00	0.00	0.00	
Kingtian Pros Advertising	2-101-402-2021-11-02533	2022-01-17	5,000.00	5,000.00	5,000.00	0.00	0.00	0.00	0.00	0.00	
Davao Excel Ventures Corp.	2-101-101-2021-11-02551	2021-11-22	99,000.00	99,000.00	99,000.00	0.00	0.00	0.00	0.00	0.00	
Grand Men Seng Hotel	2-101-101-2021-12-02751	2021-12-07	47,000.00	47,000.00	47,000.00	0.00	0.00	0.00	0.00	0.00	
Ever B. Abasolo	2-101-101-2021-12-02922	2021-12-16	108,000.00	108,000.00	108,000.00	0.00	0.00	0.00	0.00	0.00	
Ana Isabelle Gamin	2-102-101-2021-12-03025	2021-12-21	7,920.00	7,920.00	7,920.00	0.00	0.00	0.00	0.00	0.00	
Wilson S. Raquel	2-102-101-2021-12-03125	2021-12-23	3,960.00	3,960.00	3,960.00	0.00	0.00	0.00	0.00	0.00	
Aristeo C Salapa	2-102-101-2021-12-03137	2021-12-27	720.00	720.00	720.00	0.00	0.00	0.00	0.00	0.00	
Noraly F. Modina	2-101-101-2021-12-02920	2021-12-16	1,440.00	1,440.00	1,440.00	0.00	0.00	0.00	0.00	0.00	
Landbank of the Philippines	2-101-101-2021-12-02987	2021-12-20	48,077.60	48,077.60	48,077.60	0.00	0.00	0.00	0.00	0.00	
Land Bank of the Philippines	2-101-101-2021-12-03112	2021-12-23	97,520.80	97,520.80	97,520.80	0.00	0.00	0.00	0.00	0.00	
A Five Car Rental	2-101-101-2021-12-02832	2021-12-14	4,300.00	4,300.00	4,300.00	0.00	0.00	0.00	0.00	0.00	
DILG XI EMPC	2-101-101-2021-02-00139	2021-02-19	10,000.00	10,000.00	10,000.00	0.00	0.00	0.00	0.00	0.00	
Davao City Water District	2-101-101-2021-12-02970	2021-12-20	12,500.00	12,500.00	12,500.00	0.00	0.00	0.00	0.00	0.00	
DILG Davao City	1-101-101-2021-08-01779	2021-08-27	5,856.40	5,856.40	5,856.40	0.00	0.00	0.00	0.00	0.00	
Nilda Joyce U Cirunay	2-101-101-2021-12-03153	2021-12-28	2,740.00	2,740.00	2,740.00	0.00	0.00	0.00	0.00	0.00	
Greengold Security Agency, Inc.	2-101-101-2021-01-00004A	2021-01-06	13,711.41	13,711.41	13,711.41	0.00	0.00	0.00	0.00	0.00	
Latex Enterprises	2-101-101-2021-12-02789	2021-12-11	27,960.00	27,960.00	27,960.00	0.00	0.00	0.00	0.00	0.00	
DILG XI EMPC	2-102-402-2021-12-03023	2021-12-21	25,000.00	25,000.00	25,000.00	0.00	0.00	0.00	0.00	0.00	
PLDT	2-102-101-2021-12-03050	2021-12-22	1,427.36	1,427.36	1,427.36	0.00	0.00	0.00	0.00	0.00	
Landbank of the Philippines	2-101-101-2021-12-03172	2021-12-31	1,208,900.00	1,208,900.00	1,208,900.00	0.00	0.00	0.00	0.00	0.00	
Landbank of the Philippines	2-102-256-2021-12-03181B	2021-12-31	288,000.00	288,000.00	288,000.00	0.00	0.00	0.00	0.00	0.00	
Harold A Caparida	2-101-101-2021-12-03168	2021-12-31	4,700.00	4,700.00	4,700.00	0.00	0.00	0.00	0.00	0.00	
DILG DAVAO DEL SUR	2-102-256-2021-12-03120	2021-12-23	12,000.00	12,000.00	12,000.00	0.00	0.00	0.00	0.00	0.00	
April Janine C Uyan	2-101-101-2021-12-03149	2021-12-28	1,440.00	1,440.00	1,440.00	0.00	0.00	0.00	0.00	0.00	
Molave Hotel Corporation	2-102-101-2021-11-02624	2021-11-26	37,950.00	37,950.00	37,950.00	0.00	0.00	0.00	0.00	0.00	
Honey's Hotel & Restaurant	2-101-101-2021-11-02506	2021-11-16	60,800.00	60,800.00	60,800.00	0.00	0.00	0.00	0.00	0.00	

**Department:** Department of the Interior and Local Government (DILG)  
**Agency:** Office of the Secretary  
**Operating Unit:** Regional Office - XI  
**Organization Code (UACS) :** 14 001 0300011

Name of Creditors	Obligation Request and Status			AGING OF UNPAID OBLIGATIONS							Remarks
				Amount	90 days & below	91 to 180 days	181 to 270 days	271 to 365/366 days	More than 1 year but less than 2 years	More than 2 years	
	Number	Date	Amount	5=(6+7+8+9+10+11)	6	7	8	9	10	11	
Lui Enterprises, Inc.	2-101-101-2021-12-02642	2021-12-06	7,040.00	7,040.00	7,040.00	0.00	0.00	0.00	0.00	0.00	
Acacia Hotel Davao (CHMI Hotels and Residences Inc.)	2-101-101-2021-06-01144	2021-06-24	78,500.00	78,500.00	78,500.00	0.00	0.00	0.00	0.00	0.00	
Kathleen Marjorie Cinco	2-102-101-2021-12-02647	2021-12-06	6,480.00	6,480.00	6,480.00	0.00	0.00	0.00	0.00	0.00	
Maria Farah D Caralos	2-102-101-2021-12-02735	2021-12-07	7,200.00	7,200.00	7,200.00	0.00	0.00	0.00	0.00	0.00	
Jay-R C Samban	2-102-101-2021-12-03085	2021-12-22	7,200.00	7,200.00	7,200.00	0.00	0.00	0.00	0.00	0.00	
Mary Grace V. Socapen	2-102-101-2021-12-03126	2021-12-23	2,340.00	2,340.00	2,340.00	0.00	0.00	0.00	0.00	0.00	
Nathaniel I Socapen	2-102-101-2021-12-03140	2021-12-27	2,520.00	2,520.00	2,520.00	0.00	0.00	0.00	0.00	0.00	
Kathleen Marjorie S Cinco	2-101-101-2021-12-03089	2021-12-22	7,920.00	7,920.00	7,920.00	0.00	0.00	0.00	0.00	0.00	
Landbank of the Philippines	2-101-101-2021-12-02988	2021-12-20	122,214.48	122,214.48	122,214.48	0.00	0.00	0.00	0.00	0.00	
Mary Grace Socapen	2-101-101-2021-12-03113	2021-12-23	21,249.97	21,249.97	21,249.97	0.00	0.00	0.00	0.00	0.00	
AGF Elite Group Distribution Inc	2-101-101-2021-12-02816	2021-12-13	69,100.00	69,100.00	69,100.00	0.00	0.00	0.00	0.00	0.00	
FFJJ Construction	3-101-101-2021-12-03166	2021-12-31	52,799,457.37	52,799,457.37	52,799,457.37	0.00	0.00	0.00	0.00	0.00	
Edgardo T Salazar	1-101-101-2021-12-03080	2021-12-22	8,367.50	8,367.50	8,367.50	0.00	0.00	0.00	0.00	0.00	
PLDT	2-101-101-2021-12-02991	2021-12-20	8,400.00	8,400.00	8,400.00	0.00	0.00	0.00	0.00	0.00	
Edgar V Melo	2-101-101-2021-12-03154	2021-12-28	2,740.00	2,740.00	2,740.00	0.00	0.00	0.00	0.00	0.00	
TKS Petron Service Station	2-101-101-2021-12-03176	2021-12-31	34,129.92	34,129.92	34,129.92	0.00	0.00	0.00	0.00	0.00	
TKS Petron Service Station	2-101-101-2021-12-03157	2021-12-28	36,501.86	36,501.86	36,501.86	0.00	0.00	0.00	0.00	0.00	
Jogensy Refrigeration and Airconditioning Services	2-102-101-2021-12-02918	2021-12-21	27,000.00	27,000.00	27,000.00	0.00	0.00	0.00	0.00	0.00	
<b>Sub-total</b>			68,153,999.04	68,153,999.04	68,153,999.04	0.00	0.00	0.00	0.00	0.00	
<b>Total</b>			68,153,999.04	68,153,999.04	68,153,999.04	0.00	0.00	0.00	0.00	0.00	

This report was generated using the Unified Reporting System on 07/02/2022 03:03 version.FAR3.1.1 ; Status : SUBMITTED

<b>GRAND TOTAL</b>			68,153,999.04	68,153,999.04	68,153,999.04	0.00	0.00	0.00	0.00	0.00	
<b>Total Current Year Appropriations</b>			68,153,999.04	68,153,999.04	68,153,999.04	0.00	0.00	0.00	0.00	0.00	
<b>Total Prior Years' Appropriations</b>			0.00	0.00	0.00	0.00	0.00	0.00	0.00	0.00	

**Certified Correct:**



**MARIA TERESA S. BERDAN**

Regional Accountant

**Date: January 31, 2022**

**Recommending Approval:**



**GALE MARIE S. GRAVADOR**

Finance and Administrative Division - Chief

**Date: January 31, 2022**

**Approved By:**



**ALEX C. ROLDAN, CESO V**

Regional Director

**Date: January 31, 2022**

**MONTHLY REPORT OF DISBURSEMENT**

For the month of December, 2021

Department/Agency 14  
 Agency 001  
 Operating Unit 03 00011  
 Organization Code (UACS) 14 01 03 00011  
 Funding Source Code (as clustered): \_\_\_\_\_

PARTICULARS	CURRENT YEAR BUDGET					PRIOR YEAR'S BUDGET										Sub-Total	TRUST LIABILITIES				GRAND TOTAL					Remarks		
	PS	MOOE	Fin. Exp.	CO	TOTALS	PRIOR YEAR'S ACCOUNTS PAYABLE					CURRENT YEAR'S ACCOUNTS PAYABLE						Total	PS	MOOE	CO	TOTAL	PS	MOOE	Fin. Exp.	CO		TOTAL	
						PS	MOOE	Fin. Exp.	CO	Sub-Total	PS	MOOE	Fin. Exp.	CO	Sub-Total													
(1)	(2)	(3)	(4)	(5)	6=(2+3+4+5)	(7)	(8)	(9)	(10)	11=(7+8+9 +10)	(12)	(13)	(14)	(15)	16=(12+13+14+15)	17=(11+16)	18=(6+17)	(19)	(20)	(21)	22=(19+20+21)	(23)	(24)	(25)	(26)	27=(23+24+25+26)	(28)	
<b>Notice of Cash Allocation (NCA)</b>																												
MDS Checks Issued	420,685.89	1,162,923.50			1,583,609.39					-					-	-	1,583,609.39					420,685.89	1,162,923.50			-	1,583,609.39	
Advice to Debit Account	#####	2,200,896.81			17,672,555.97					-					-	-	17,672,555.97					15,471,659.16	2,200,896.81			-	17,672,555.97	
<b>Notice Transfer of Allocation (NTA)</b>																												
MDS Checks Issued		14,540,523.41			14,540,523.41					-					-	-	14,540,523.41									-	14,540,523.41	
Advice to Debit Account		30,696,312.79			30,696,312.79					-					-	-	30,696,312.79									-	30,696,312.79	
Working Fund (NCA Issued to BTr)																												
Tax Remittance Advices Issued (TRA)	921,148.52	515,786.68			1,436,935.20					-					-	-	1,436,935.20					921,148.52	515,786.68			-	1,436,935.20	
Cash Disbursement Ceiling (CDC)																												
Non-Cash Availment Authority (NCAA)																												
Others (CDT, BTr, Docs Stamp, etc)																												
<b>TOTALS</b>	<b>#####</b>	<b>49,116,443.19</b>	<b>#</b>	<b>#</b>	<b>65,929,936.76</b>	<b>-</b>	<b>-</b>	<b>-</b>	<b>-</b>	<b>-</b>	<b>-</b>	<b>-</b>	<b>-</b>	<b>-</b>	<b>-</b>	<b>-</b>	<b>65,929,936.76</b>	<b>-</b>	<b>-</b>	<b>-</b>	<b>-</b>	<b>16,813,493.57</b>	<b>49,116,443.19</b>	<b>-</b>	<b>-</b>	<b>-</b>	<b>65,929,936.76</b>	

SUMMARY

	Previous Report	This Month	As of Date
Total Disbursement Authorities Received			
NCA	389,317,287.44	64,493,001.56	453,810,289.00
Working Fund			
TRA	15,150,498.39	1,436,935.20	16,587,433.59
CDC			
NCAA			
Others (CDT, BTr, Docs Stamp, etc)			
Less: Notice of Transfer Allocation (NTA)* issued			
Total Disbursement Authorities Available	404,467,785.83	65,929,936.76	470,397,722.59
Less: Lapsed NCA Disbursements*			
Balance of Disbursements Authorities as of to date			

	Previous Report	This Month	As of Date
Total Disbursement Program	454,669,268.84	41,796,243.40	496,465,512.24
Less: *Actual Disbursements	404,467,785.83	65,929,936.76	470,397,722.59
(Over)/Under Spending	50,201,483.01	(24,133,693.36)	26,067,789.65

CERTIFIED CORRECT:

APPROVED BY:

*MA. TERESA S. BERDAN*  
**MA. TERESA S. BERDAN**  
 Regional Accountant

*ALEX C. ROLDAN*  
**ALEX C. ROLDAN, CESO V**  
 Regional Director

Date: January 7, 2022

Date: January 7, 2022

Note: The use of NTA is discouraged  
 \* Amounts should tally




**QUARTERLY REPORT OF REVENUE AND OTHER RECEIPTS**  
 As of the Quarter Ending December 31, 2021  
 (In Pesos)

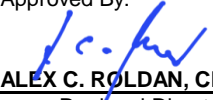
Department : 14  
 Agency : 001  
 Operating Unit : 03 00011  
 Organization Code (UACS) : 14 01 003 00011

CLASSIFICATION / SOURCES OF REVENUE AND OTHER RECEIPTS	UACS Code	REVENUE TARGET (Annual)	ACTUAL REVENUE AND OTHER RECEIPTS COLLECTIONS					CUMULATIVE REMITTANCE /DEPOSITS TO DATE			VARIANCE		Remarks
			1st Quarter	2nd Quarter	3rd Quarter	4th Quarter	TOTAL	Remittance to BTr	Deposited with AGDB	Total	Amount	%	
1	2	3	4	5	6	7	8=(4+5+6+7)	9	10	11=(9+10)	12=(8-3)	13 = (12 / 3)	14
<b>A. General Fund (formerly Fund 101)</b>													
- Tax													
Documentary Stamp Tax	40104010 00		None				None			None			
- Non-Tax													
Permit Fees Import	40201010 01		None				None			None			
<b>B. Special Account in the General Fund (formerly Fund 105, 183, 401, 151-159)</b>													
- Tax			None				None			None			
- Non-Tax			None				None			None			
<b>C. Off-Budget Accounts (formerly Fund 161 to 164, etc.)</b>			None				None			None			
<b>D. Custodial Funds (formerly Fund 101-184, 187)</b>			None				None			None			
<b>TOTAL</b>													

Certified Correct:

  
**MARIA TERESA S. BERDAN**  
 Regional Accountant  
 Date: January 3, 2022

Approved By:

  
**ALEX C. ROLDAN, CESO V**  
 Regional Director  
 Date: January 3, 2022

**List of Allotments and Sub-Allotments  
As of the Year Ending December 31, 2021**

Department : 14  
 Agency : 001  
 Operating Unit : 03 00011  
 Organization Code (UACS) : 14 001 003 00011  
 Funding Source Code (as clus 1 01 101, 1 04 102, 1 01 253)  
 (e.g. Old Fund Code: 101,102, 151)

x	Current Year Appropriations
	Continuing Appropriations
	Supplemental Appropriations

No.	Allotments / Sub-Allotments		Funding Source		Allotments / Sub-Allotments received from COs /				Sub-Allotment to Regions/Operating				Total Allotments / Net of Sub-allotments			
	Number	Date	Description	UACS Code	PS	MOOE	CO	Total	PS	MOOE	CO	Total	PS	MOOE	CO	Total
1	2	3	4	5	6	7	8	9=(6+7+8)	10	11	12	=(10+11+12)	14 = (6+10)	15 = (7+11)	16 = (8 + 12)	17=(14+15+16)
<b>A. Allotments received from DBM</b>																
1	COMPREHENSIVE RELEASE PER ANNEX A AND A-1 OF NBC NO. 583	11-Jan-21	Regular Agency Budget	1 01 101	120,455,000.00	24,049,000.00		144,504,000.00					120,455,000.00	24,049,000.00		144,504,000.00
2	COMPREHENSIVE RELEASE THROUGH GARO/SARO	11-Jan-21	Regular Agency Budget	1 01 101	10,774,000.00			10,774,000.00					10,774,000.00	-		10,774,000.00
3	SARO-BMB-D-21-0010827	02-Nov-21	Regular Agency Budget	1 01 101			60,000,000.00	60,000,000.00					-	-	60,000,000.00	60,000,000.00
	<b>Sub-Total</b>				<u>131,229,000.00</u>	<u>24,049,000.00</u>	<u>60,000,000.00</u>	<u>215,278,000.00</u>	<u>-</u>	<u>-</u>	<u>-</u>	<u>-</u>	<u>131,229,000.00</u>	<u>24,049,000.00</u>	<u>60,000,000.00</u>	<u>215,278,000.00</u>
<b>B. Sub-allotments received from Central Office/Regional Office</b>																
1	SA NO. SR 2021-01-0014	18-Jan-21	Regular Agency Budget	1 01 101		686,864.00		686,864.00					-	686,864.00		686,864.00
2	SA NO. SR 2021-01-0028	27-Jan-21	Regular Agency Budget	1 01 101		50,000.00		50,000.00					-	50,000.00		50,000.00
3	SA NO. SR 2021-02-0037	01-Feb-21	Regular Agency Budget	1 01 101		3,197,000.00		3,197,000.00					-	3,197,000.00		3,197,000.00
4	SA NO. SR 2021-02-0049	02-Feb-21	Regular Agency Budget	1 01 101		405,613.00		405,613.00					-	405,613.00		405,613.00
5	SA NO. SR 2021-02-0065	02-Feb-21	Regular Agency Budget	1 01 101		221,168.00		221,168.00					-	221,168.00		221,168.00
6	SA NO. SR 2021-02-0086	04-Feb-21	Regular Agency Budget	1 01 101		50,000.00		50,000.00					-	50,000.00		50,000.00
7	SA NO. SR 2021-02-0097	05-Feb-21	Regular Agency Budget	1 01 101		303,000.00		303,000.00					-	303,000.00		303,000.00
8	SA NO. SR 2021-02-0111	10-Feb-21	Regular Agency Budget	1 01 101		1,018,000.00		1,018,000.00					-	1,018,000.00		1,018,000.00
9	SA NO. SR 2021-02-0143	11-Feb-21	Regular Agency Budget	1 01 101		842,000.00		842,000.00					-	842,000.00		842,000.00
10	SA NO. SR 2021-02-0150	11-Feb-21	Regular Agency Budget	1 01 101		28,552,735.00		28,552,735.00					-	28,552,735.00		28,552,735.00
11	SA NO. SR 2021-02-0157	15-Feb-21	Regular Agency Budget	1 01 101		3,450,000.00		3,450,000.00					-	3,450,000.00		3,450,000.00
12	SA NO. SR 2021-02-0164	15-Feb-21	Regular Agency Budget	1 01 101		600,000.00		600,000.00					-	600,000.00		600,000.00
13	SA NO. SR 2021-02-0221	19-Feb-21	Regular Agency Budget	1 01 101		190,000.00		190,000.00					-	190,000.00		190,000.00
14	SA NO. SR 2021-02-0261	23-Feb-21	Regular Agency Budget	1 01 101		2,868,000.00		2,868,000.00					-	2,868,000.00		2,868,000.00
15	SA NO. SR 2021-02-0273	23-Feb-21	Regular Agency Budget	1 01 101		68,800.00		68,800.00					-	68,800.00		68,800.00
16	SA NO. SR 2021-02-0288	23-Feb-21	Regular Agency Budget	1 01 101		97,200.00		97,200.00					-	97,200.00		97,200.00
17	SA NO. SR 2021-02-0301	26-Feb-21	Regular Agency Budget	1 01 101		588,000.00		588,000.00					-	588,000.00		588,000.00
18	SA NO. SR 2021-03-0327	03-Mar-21	Regular Agency Budget	1 01 101		59,000.00		59,000.00					-	59,000.00		59,000.00
19	SA NO. SR 2021-03-0339	04-Mar-21	Regular Agency Budget	1 01 101		75,900.00		75,900.00					-	75,900.00		75,900.00
20	SA NO. SR 2021-03-0370	04-Mar-21	Regular Agency Budget	1 01 101		50,500.00		50,500.00					-	50,500.00		50,500.00
21	SA NO. SR 2021-03-0458	10-Mar-21	Regular Agency Budget	1 01 101		500,000.00		500,000.00					-	500,000.00		500,000.00
22	SA NO. SR 2021-03-0473	10-Mar-21	Regular Agency Budget	1 01 101		44,600.00		44,600.00					-	44,600.00		44,600.00
23	SA NO. SR 2021-03-0480	10-Mar-21	Regular Agency Budget	1 01 101		2,507,000.00		2,507,000.00					-	2,507,000.00		2,507,000.00
24	SA NO. SR 2021-03-0494	11-Mar-21	Regular Agency Budget	1 01 101		824,045.10		824,045.10					-	824,045.10		824,045.10
25	SA NO. SR 2021-03-0511	12-Mar-21	Regular Agency Budget	1 01 101		123,570.00		123,570.00					-	123,570.00		123,570.00
26	SA NO. SR 2021-04-0601	05-Apr-21	Regular Agency Budget	1 01 101		167,620.00		167,620.00					-	167,620.00		167,620.00
27	SA NO. SR 2021-04-0616	05-Apr-21	Regular Agency Budget	1 01 101		73,200.00		73,200.00					-	73,200.00		73,200.00
28	SA NO. SR 2021-04-0631	05-Apr-21	Regular Agency Budget	1 01 101		186,100.00		186,100.00					-	186,100.00		186,100.00
29	SA NO. SR 2021-04-0647	05-Apr-21	Regular Agency Budget	1 01 101		53,500.00		53,500.00					-	53,500.00		53,500.00
30	SA NO. SR 2021-04-0660	05-Apr-21	Regular Agency Budget	1 01 101		8,100.00		8,100.00					-	8,100.00		8,100.00

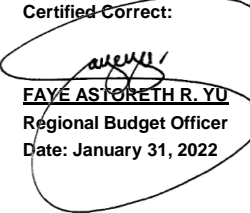
31	SA NO. SR 2021-04-0674	05-Apr-21	Regular Agency Budget	1 01 101		361,000.00		361,000.00				-	361,000.00		361,000.00
32	SA NO. SR 2021-04-0691	16-Apr-21	Regular Agency Budget	1 01 101		500,000.00		500,000.00				-	500,000.00		500,000.00
33	SA NO. SR 2021-04-0692	21-Apr-21	Regular Agency Budget	1 01 101		42,000.00		42,000.00				-	42,000.00		42,000.00
34	SA NO. SR 2021-04-0715	23-Apr-21	Regular Agency Budget	1 01 101		548,244.00		548,244.00				-	548,244.00		548,244.00
35	SA NO. SR 2021-04-0726	23-Apr-21	Regular Agency Budget	1 01 101		1,410,000.00		1,410,000.00				-	1,410,000.00		1,410,000.00
36	SA NO. SR 2021-04-0729	29-Apr-21	Regular Agency Budget	1 01 101		2,796,000.00		2,796,000.00				-	2,796,000.00		2,796,000.00
37	SA NO. SR 2021-05-0791	04-May-21	Regular Agency Budget	1 01 101		30,000.00		30,000.00				-	30,000.00		30,000.00
38	SA NO. SR 2021-05-0833	21-May-21	Regular Agency Budget	1 01 101	826,867.42			826,867.42				826,867.42	-		826,867.42
39	SA NO. SR 2021-05-0839	25-May-21	Regular Agency Budget	1 01 101		323,000.00		323,000.00				-	323,000.00		323,000.00
40	SA NO. SR 2021-05-0872	28-May-21	Regular Agency Budget	1 01 101		30,000.00		30,000.00				-	30,000.00		30,000.00
41	SA NO. SR 2021-06-0912	08-Jun-21	Regular Agency Budget	1 01 101		119,776.00		119,776.00				-	119,776.00		119,776.00
42	SA NO. SR 2021-06-1029	24-Jun-21	Regular Agency Budget	1 01 101		50,000.00		50,000.00				-	50,000.00		50,000.00
43	SA NO. SR 2021-06-1045	28-Jun-21	Regular Agency Budget	1 01 101		265,000.00		265,000.00				-	265,000.00		265,000.00
44	SA NO. SR 2021-06-1063	29-Jun-21	Regular Agency Budget	1 01 101		434,271.00		434,271.00				-	434,271.00		434,271.00
45	SA NO. SR 2021-07-1079	01-Jul-21	Regular Agency Budget	1 01 101		28,231,157.00		28,231,157.00				-	28,231,157.00		28,231,157.00
46	SA NO. SR 2021-07-1094	01-Jul-21	Regular Agency Budget	1 01 101		276,125.00		276,125.00				-	276,125.00		276,125.00
47	SA NO. SR 2021-07-1105	02-Jul-21	Regular Agency Budget	1 01 101		336,000.00		336,000.00				-	336,000.00		336,000.00
48	SA NO. SR 2021-07-1106	02-Jul-21	Regular Agency Budget	1 01 101		219,200.00		219,200.00				-	219,200.00		219,200.00
49	SA NO. SR 2021-07-1130	06-Jul-21	Regular Agency Budget	1 01 101		229,000.00		229,000.00				-	229,000.00		229,000.00
50	SA NO. SR 2021-07-1146	06-Jul-21	Regular Agency Budget	1 01 101		158,500.00		158,500.00				-	158,500.00		158,500.00
51	SA NO. SR 2021-07-1212	13-Jul-21	Regular Agency Budget	1 01 101		635,781.00		635,781.00				-	635,781.00		635,781.00
52	SA NO. SR 2021-07-1230	14-Jul-21	Regular Agency Budget	1 01 101		137,400.00		137,400.00				-	137,400.00		137,400.00
53	SA NO. SR 2021-07-1270	16-Jul-21	Regular Agency Budget	1 01 101		59,700.00		59,700.00				-	59,700.00		59,700.00
54	SA NO. SR 2021-07-1283	19-Jul-21	Regular Agency Budget	1 01 101		60,000.00		60,000.00				-	60,000.00		60,000.00
55	SA NO. SR 2021-07-1335	26-Jul-21	Regular Agency Budget	1 01 101		110,000.00		110,000.00				-	110,000.00		110,000.00
56	SA NO. SR 2021-07-1349	26-Jul-21	Regular Agency Budget	1 01 101		28,000.00		28,000.00				-	28,000.00		28,000.00
57	SA NO. SR 2021-07-1376	29-Jul-21	Regular Agency Budget	1 01 101		550,000.00		550,000.00				-	550,000.00		550,000.00
58	SA NO. SR 2021-08-1454	04-Aug-21	Regular Agency Budget	1 01 101		100,000.00		100,000.00				-	100,000.00		100,000.00
59	SA NO. SR 2021-08-1485	09-Aug-21	Regular Agency Budget	1 01 101		24,000,000.00		24,000,000.00				-	24,000,000.00		24,000,000.00
60	SA NO. SR 2021-08-1504	11-Aug-21	Regular Agency Budget	1 01 101		698,400.00		698,400.00				-	698,400.00		698,400.00
61	SA NO. SR 2021-08-1534	13-Aug-21	Regular Agency Budget	1 01 101		65,000.00		65,000.00				-	65,000.00		65,000.00
62	SA NO. SR 2021-08-1554	16-Aug-21	Contingent Fund	1 01 402		32,879,158.00		32,879,158.00				-	32,879,158.00		32,879,158.00
63	SA NO. SR 2021-08-1570	16-Aug-21	Regular Agency Budget	1 01 101		594,135.00		594,135.00				-	594,135.00		594,135.00
64	SA NO. SR 2021-08-1584	17-Aug-21	Regular Agency Budget	1 01 101		184,445.00		184,445.00				-	184,445.00		184,445.00
65	SA NO. SR 2021-08-1600	17-Aug-21	Regular Agency Budget	1 01 101		830,000.00		830,000.00				-	830,000.00		830,000.00
66	SA NO. SR 2021-08-1618	17-Aug-21	Regular Agency Budget	1 01 101		204,200.00		204,200.00				-	204,200.00		204,200.00
67	SA NO. SR 2021-08-1680	25-Aug-21	Regular Agency Budget	1 01 101		30,800.00		30,800.00				-	30,800.00		30,800.00
68	SA NO. SR 2021-09-1768	01-Sep-21	Regular Agency Budget	1 01 101		303,000.00		303,000.00				-	303,000.00		303,000.00
69	SA NO. SR 2021-09-1777	01-Sep-21	Regular Agency Budget	1 01 101		67,911.00		67,911.00				-	67,911.00		67,911.00
70	SA NO. SR 2021-09-1797	02-Sep-21	Regular Agency Budget	1 01 101		267,468.00		267,468.00				-	267,468.00		267,468.00
71	SA NO. SR 2021-09-1842	09-Sep-21	Regular Agency Budget	1 01 101		324,000.00		324,000.00				-	324,000.00		324,000.00
72	SA NO. SR 2021-09-1856	09-Sep-21	Regular Agency Budget	1 01 101		65,789.00		65,789.00				-	65,789.00		65,789.00
73	SA NO. SR 2021-09-1863	10-Sep-21	Regular Agency Budget	1 01 101		1,840,000.00		1,840,000.00				-	1,840,000.00		1,840,000.00
74	SA NO. SR 2021-09-1865	15-Sep-21	Regular Agency Budget	1 01 101		120,000.00		120,000.00				-	120,000.00		120,000.00
75	SA NO. SR 2021-09-1882	10-Sep-21	MPBF	1 04 106	3,525,989.20			3,525,989.20				3,525,989.20	-		3,525,989.20
76	SA NO. SR 2021-09-1943	23-Sep-21	Regular Agency Budget	1 01 101		50,000.00		50,000.00				-	50,000.00		50,000.00
77	SA NO. SR 2021-09-1944	23-Sep-21	Regular Agency Budget	1 01 101		12,616.00		12,616.00				-	12,616.00		12,616.00
78	SA NO. SR 2021-09-1972	28-Sep-21	Regular Agency Budget	1 01 101		891,000.00		891,000.00				-	891,000.00		891,000.00
79	SA NO. SR 2021-10-2015	06-Oct-21	Regular Agency Budget	1 01 101		291,800.00		291,800.00				-	291,800.00		291,800.00
80	SA NO. SR 2021-10-2031	06-Oct-21	Regular Agency Budget	1 01 101		100,000.00		100,000.00				-	100,000.00		100,000.00
81	SA NO. SR 2021-10-2034	07-Oct-21	Contingent Fund	1 01 402		59,334,297.00		59,334,297.00				-	59,334,297.00		59,334,297.00
82	SA NO. SR 2021-10-2035	07-Oct-21	Regular Agency Budget	1 01 101		1,064,515.00		1,064,515.00				-	1,064,515.00		1,064,515.00
83	SA NO. SR 2021-10-2069	15-Oct-21	Regular Agency Budget	1 01 101		218,000.00		218,000.00				-	218,000.00		218,000.00
84	SA NO. SR 2021-10-2099	19-Oct-21	Regular Agency Budget	1 01 101		231,625.00		231,625.00				-	231,625.00		231,625.00
85	SA NO. SR 2021-10-2127	21-Oct-21	Regular Agency Budget	1 01 101		(361,000.00)		(361,000.00)				-	(361,000.00)		(361,000.00)
86	SA NO. SR 2021-10-2137	26-Oct-21	Regular Agency Budget	1 01 101		198,080.00		198,080.00				-	198,080.00		198,080.00
88	SA NO. SR 2021-11-2183	02-Nov-21	Regular Agency Budget	1 01 101		106,050.00		106,050.00				-	106,050.00		106,050.00

89	SA NO. SR 2021-11-2191	03-Nov-21	Contingent Fund	1 01 402		1,621,740.00		1,621,740.00					1,621,740.00		1,621,740.00		
90	SA NO. SR 2021-11-2193	03-Nov-21	Regular Agency Budget	1 01 101		18,750.00		18,750.00					18,750.00		18,750.00		
91	SA NO. SR 2021-11-2312	22-Nov-21	Regular Agency Budget	1 01 101		12,782.00		12,782.00					12,782.00		12,782.00		
87	SA NO. SR 2021-12-2371	07-Dec-21	Regular Agency Budget	1 01 101		261,000.00		261,000.00					261,000.00		261,000.00		
92	SA NO. SR 2021-12-2474	31-Dec-21	Contingent Fund	1 01 402		2,211,607.00		2,211,607.00					2,211,607.00		2,211,607.00		
93	SA NO. SR 2021-12-2475	31-Dec-21	Regular Agency Budget	1 01 101		5,000.00		5,000.00					5,000.00		5,000.00		
<b>Sub-Total</b>						4,352,856.62	214,643,837.10	-	218,996,693.72	-	-	-	-	4,352,856.62	214,643,837.10	-	218,996,693.72
<b>Total Allotments</b>						135,581,856.62	238,692,837.10	60,000,000.00	434,274,693.72	-	-	-	-	135,581,856.62	238,692,837.10	60,000,000.00	434,274,693.72

**Summary by Funding Source Code:**

Agency Specific Budget	1 01 101	132,055,867.42	205,813,679.10	60,000,000.00	397,869,546.52					132,055,867.42	205,813,679.10	60,000,000.00	397,869,546.52
BODBF	1 01 256				-						-		-
PGF	1 01 407				-						-		-
RLIP	1 04 102				-						-		-
MPBF	1 04 106	3,525,989.20			3,525,989.20					3,525,989.20			3,525,989.20
Contingent Fund	1 01 402		32,879,158.00		32,879,158.00						32,879,158.00		32,879,158.00
Bayanihan to Recover as One Act	1 03 415				-						-		-
Support for Infra Projects and Social Progr	1 05 422				-						-		-

Certified Correct:

  
**FAYE ASTORETH R. YU**  
Regional Budget Officer  
Date: January 31, 2022

List of Allotments and Sub-Allotments  
As of the Year Ending December 31, 2021

Department : 14  
 Agency : 001  
 Operating Unit : 03 00011  
 Organization Code (UACS) : 14 001 003 00011  
 Funding Source Code (as clu 1 01 101, 1 04 102, 1 01 253  
 (e.g. Old Fund Code: 101,102, 151)

	Current Year Appropriations
x	Continuing Appropriations
	Supplemental Appropriations

No	Allotments / Sub-Allotments		Funding Source		Allotments / Sub-Allotments received from				Sub-Allotment to				Total Allotments / Net of Sub-allotments			
	Number	Date	Description	UACS Code	PS	MOOE	CO	Total	PS	MOOE	CO	Total	PS	MOOE	CO	Total
1	2	3	4	5	6	7	8	9=(6+7+8)	10	11	12	3=(10+11+12)	14 = (6+10)	15 = (7+11)	16 = (8 + 12)	17=(14+15+16)
<b>A. Allotments received from DBM</b>																
	Comprehensive Release per Annex A and A-1 of		Agency Specific Budget													
	Sub-Total															
<b>B. Sub-allotments received from</b>																
<b>Central Office/Regional Office</b>																
1	SA NO. SR 2021-02-0181	16-Feb-21	Regular Agency Budget	1 02 101		421,263.00		421,263.00					-	421,263.00		421,263.00
2	SA NO. SR 2021-02-0205	18-Feb-21	Regular Agency Budget	1 02 101		168,000.00		168,000.00					-	168,000.00		168,000.00
3	SA NO. SR 2021-02-0232	19-Feb-21	Bayanihan to Recover as One Act	1 02 415		78,704,279.00		78,704,279.00					-	78,704,279.00		78,704,279.00
4	SA NO. SR 2021-02-0233	19-Feb-21	Bayanihan to Recover as One Act	1 02 415		1,670,233.00		1,670,233.00					-	1,670,233.00		1,670,233.00
5	SA NO. SR 2021-03-0353	04-Mar-21	Regular Agency Budget	1 02 101		10,000.00		10,000.00					-	10,000.00		10,000.00
6	SA NO. SR 2021-03-0386	04-Mar-21	Regular Agency Budget	1 02 101		10,000.00		10,000.00					-	10,000.00		10,000.00
7	SA NO. SR 2021-03-0402	04-Mar-21	Regular Agency Budget	1 02 101		25,000.00		25,000.00					-	25,000.00		25,000.00
8	SA NO. SR 2021-03-0432	05-Mar-21	Regular Agency Budget	1 02 101		100,000.00		100,000.00					-	100,000.00		100,000.00
9	SA NO. SR 2021-03-0527	12-Mar-21	Regular Agency Budget	1 02 101		339,100.00		339,100.00					-	339,100.00		339,100.00
10	SA NO. SR 2021-03-0543	15-Mar-21	BODBF	1 01 256		36,000.00		36,000.00					-	36,000.00		36,000.00
11	SA NO. SR 2021-03-0570	26-Mar-21	Regular Agency Budget	1 02 101		459,412.00		459,412.00					-	459,412.00		459,412.00
12	SA NO. SR 2021-03-0574	26-Mar-21	Regular Agency Budget	1 02 101		842,524.00		842,524.00					-	842,524.00		842,524.00
13	SA NO. SR 2021-04-0715	21-Apr-21	BODBF	1 01 256		70,000.00		70,000.00					-	70,000.00		70,000.00
14	SA NO. SR 2021-05-0758	03-May-21	BODBF	1 01 256		84,000.00		84,000.00					-	84,000.00		84,000.00
15	SA NO. SR 2021-05-0773	03-May-21	BODBF	1 01 256		80,000.00		80,000.00					-	80,000.00		80,000.00
16	SA NO. SR 2021-05-0743	03-May-21	Regular Agency Budget	1 02 101		148,800.00		148,800.00					-	148,800.00		148,800.00
17	SA NO. SR 2021-06-0936	10-Jun-21	BODBF	1 01 256		60,000.00		60,000.00					-	60,000.00		60,000.00
18	SA NO. SR 2021-06-0945	10-Jun-21	BODBF	1 01 256		34,000.00		34,000.00					-	34,000.00		34,000.00
19	SA NO. SR 2021-06-0962	14-Jun-21	BODBF	1 01 256		94,000.00		94,000.00					-	94,000.00		94,000.00
20	SA NO. SR 2021-06-0977	15-Jun-21	BODBF	1 01 256		24,000.00		24,000.00					-	24,000.00		24,000.00
21	SA NO. SR 2021-06-0996	22-Jun-21	Regular Agency Budget	1 02 101		421,263.00		421,263.00					-	421,263.00		421,263.00
22	SA NO. SR 2021-07-1101	01-Jul-21	Regular Agency Budget	1 02 101		192,000.00		192,000.00					-	192,000.00		192,000.00
23	SA NO. SR 2021-07-1164	09-Jul-21	BODBF	1 01 256		44,000.00		44,000.00					-	44,000.00		44,000.00
24	SA NO. SR 2021-07-1194	09-Jul-21	BODBF	1 01 256		24,000.00		24,000.00					-	24,000.00		24,000.00
25	SA NO. SR 2021-07-1252	16-Jul-21	BODBF	1 01 256		24,000.00		24,000.00					-	24,000.00		24,000.00
26	SA NO. SR 2021-07-1296	22-Jul-21	BODBF	1 01 256		12,000.00		12,000.00					-	12,000.00		12,000.00
27	SA NO. SR 2021-07-1307	22-Jul-21	BODBF	1 01 256		12,000.00		12,000.00					-	12,000.00		12,000.00
28	SA NO. SR 2021-07-1327	23-Jul-21	BODBF	1 01 256		46,000.00		46,000.00					-	46,000.00		46,000.00
29	SA NO. SR 2021-07-1354	26-Jul-21	Regular Agency Budget	1 02 101		206,000.00		206,000.00					-	206,000.00		206,000.00
30	SA NO. SR 2021-07-1365	27-Jul-21	BODBF	1 01 256		12,000.00		12,000.00					-	12,000.00		12,000.00
31	SA NO. SR 2021-08-1398	03-Aug-21	Regular Agency Budget	1 02 101		72,000.00		72,000.00					-	72,000.00		72,000.00
32	SA NO. SR 2021-08-1468	04-Aug-21	BODBF	1 01 256		36,000.00		36,000.00					-	36,000.00		36,000.00
33	SA NO. SR 2021-08-1632	20-Aug-21	BODBF	1 01 256		12,000.00		12,000.00					-	12,000.00		12,000.00
34	SA NO. SR 2021-08-1645	23-Aug-21	Regular Agency Budget	1 02 101		1,250,271.00		1,250,271.00					-	1,250,271.00		1,250,271.00
35	SA NO. SR 2021-08-1659	23-Aug-21	BODBF	1 01 256		72,000.00		72,000.00					-	72,000.00		72,000.00
36	SA NO. SR 2021-08-1675	24-Aug-21	Regular Agency Budget	1 02 101		179,200.00		179,200.00					-	179,200.00		179,200.00

37	SA NO. SR 2021-08-1683	31-Aug-21	Regular Agency Budget	1 02 101	(46,110.00)	(46,110.00)					-	(46,110.00)	(46,110.00)
38	SA NO. SR 2021-08-1688	31-Aug-21	Regular Agency Budget	1 02 101	(12,454.52)	(12,454.52)					-	(12,454.52)	(12,454.52)
39	SA NO. SR 2021-08-1690	31-Aug-21	Regular Agency Budget	1 02 101	(142,409.00)	(142,409.00)					-	(142,409.00)	(142,409.00)
40	SA NO. SR 2021-08-1696	31-Aug-21	Regular Agency Budget	1 02 101	(7,000.00)	(7,000.00)					-	(7,000.00)	(7,000.00)
41	SA NO. SR 2021-08-1714	31-Aug-21	Regular Agency Budget	1 02 101	(381,442.74)	(381,442.74)					-	(381,442.74)	(381,442.74)
42	SA NO. SR 2021-08-1723	31-Aug-21	Regular Agency Budget	1 02 101	(52,355.00)	(52,355.00)					-	(52,355.00)	(52,355.00)
43	SA NO. SR 2021-08-1757	31-Aug-21	Regular Agency Budget	1 02 101	(80,985.37)	(80,985.37)					-	(80,985.37)	(80,985.37)
44	SA NO. SR 2021-09-1814	06-Sep-21	BODBF	1 01 256	12,000.00	12,000.00					-	12,000.00	12,000.00
45	SA NO. SR 2021-09-1898	20-Sep-21	BODBF	1 01 256	24,000.00	24,000.00					-	24,000.00	24,000.00
46	SA NO. SR 2021-09-1925	23-Sep-21	Regular Agency Budget	1 02 101	47,410.00	47,410.00					-	47,410.00	47,410.00
47	SA NO. SR 2021-09-1963	28-Sep-21	BODBF	1 01 256	24,000.00	24,000.00					-	24,000.00	24,000.00
48	SA NO. SR 2021-10-1986	04-Oct-21	BODBF	1 01 256	12,000.00	12,000.00					-	12,000.00	12,000.00
49	SA NO. SR 2021-10-2063	14-Oct-21	BODBF	1 01 256	36,000.00	36,000.00					-	36,000.00	36,000.00
50	SA NO. SR 2021-10-2110	20-Oct-21	BODBF	1 01 256	12,000.00	12,000.00					-	12,000.00	12,000.00
51	SA NO. SR 2021-10-2153	03-Nov-21	Regular Agency Budget	1 02 101	5,000.00	5,000.00					-	5,000.00	5,000.00
52	SA NO. SR 2021-11-2201	03-Nov-21	BODBF	1 01 256	12,000.00	12,000.00					-	12,000.00	12,000.00
53	SA NO. SR 2021-11-2270	18-Nov-21	BODBF	1 01 256	70,000.00	70,000.00					-	70,000.00	70,000.00
54	SA NO. SR 2021-11-2283	18-Nov-21	BODBF	1 01 256	36,000.00	36,000.00					-	36,000.00	36,000.00
55	SA NO. SR 2021-11-2298	18-Nov-21	BODBF	1 01 256	48,000.00	48,000.00					-	48,000.00	48,000.00
56	SA NO. SR 2021-11-2329	23-Nov-21	Regular Agency Budget	1 02 101	10,000.00	10,000.00					-	10,000.00	10,000.00
57	SA NO. SR 2021-11-2344	24-Nov-21	BODBF	1 01 256	24,000.00	24,000.00					-	24,000.00	24,000.00
58	SA NO. SR 2021-12-2400	17-Dec-21	BODBF	1 01 256	58,000.00	58,000.00					-	58,000.00	58,000.00
59	SA NO. SR 2021-12-2415	17-Dec-21	BODBF	1 01 256	48,000.00	48,000.00					-	48,000.00	48,000.00
60	SA NO. SR 2021-12-2431	17-Dec-21	BODBF	1 01 256	34,000.00	34,000.00					-	34,000.00	34,000.00
61	SA NO. SR 2021-12-2466	31-Dec-21	Regular Agency Budget	1 02 101	1,039,400.00	1,039,400.00					-	1,039,400.00	1,039,400.00
62	SA NO. SR 2021-12-2500	31-Dec-21	BODBF	1 01 256	46,000.00	46,000.00					-	46,000.00	46,000.00
	<b>Sub-Total</b>				-	86,870,398.37	-	86,870,398.37	-	-	-	86,870,398.37	86,870,398.37
	<b>Total Allotments</b>				-	86,870,398.37	-	86,870,398.37	-	-	-	86,870,398.37	86,870,398.37

**Summary by Funding Source Code:**

Agency Specific Budget	1 02 101	5,223,886.37	5,223,886.37	-	5,223,886.37	-	5,223,886.37
BODBF	1 01 256	1,272,000.00	1,272,000.00	-	1,272,000.00	-	1,272,000.00
PGF	1 01 407		-	-	-	-	-
RLIP	1 04 102		-	-	-	-	-
MPBF	1 04 106		-	-	-	-	-
Bayanihan to Recover as One Act	1 02 415	80,374,512.00	80,374,512.00	-	80,374,512.00	-	80,374,512.00
Support for Infra Projects and Social Programs	1 05 422		-	-	-	-	-

Certified Correct:

*Faye Astoreth R. Yu*  
**FAYE ASTORETH R. YU**  
Regional Budget Officer  
Date: January 31, 2022