

FILE



Republic of the Philippines
DEPARTMENT OF THE INTERIOR AND LOCAL GOVERNMENT XI
Regional Office No. XI
#58 McArthur Highway, Matina, Davao City
www.region11.dilg.gov.ph

January 28, 2025

ARDEE A. CORTEZ
State Auditor IV
Audit Team Leader
Commission on Audit
DILG XI, Matina, Davao City



Dear Auditor Cortez:

Forwarding herewith a copy of our duly accomplished quarterly accountability reports on appropriations, allotments, obligations and disbursements as of the Year ending December 31, 2024:

1. FAR No. 1 - Statement of Appropriations, Allotments, Obligations, Disbursements and Balances (Current Year Appropriations)
2. FAR No. 1 - Statement of Appropriations, Allotments, Obligations, Disbursements and Balances (Continuing Appropriations)
3. FAR No. 1-A - Summary of Appropriations, Allotments, Obligations, Disbursements & Balances by Object of Expenditures (Current Year Appropriations)
4. FAR No. 1-A - Summary of Appropriations, Allotments, Obligations, Disbursements & Balances by Object of Expenditures (Continuing Appropriations)
5. FAR No. 1-B - List of Allotments and Sub-Allotments (Current Year Appropriations)
6. FAR No. 1-B - List of Allotments and Sub-Allotments (Continuing Appropriations)
7. FAR No. 3 - Aging of Unpaid Obligations
8. FAR No. 4 - Monthly Report of Disbursement
9. FAR No. 5 - Quarterly Report of Revenue and Other Receipts
10. FAR No. 6 - Statement of Approved Budget, Utilizations, Disbursements and Balances for Trust Receipts

Please acknowledge receipt hereof.

Very truly yours,

ABDULLAH V. MATALAM
Regional Director

STATEMENT OF APPROPRIATIONS, ALLOTMENTS, OBLIGATIONS, DISBURSEMENTS AND BALANCES
As at the Quarter Ending December 31, 2024

Department : Department of the Interior and Local Government (DILG)
 Agency/Entity : Office of the Secretary
 Operating Unit : Regional Office - XI
 Organization Code (UACS) : 14 001 0300011
 Fund Cluster : 01 - Regular Agency Fund
 (e.g. UACS Fund Cluster: 01-Regular Agency Fund, 02-Foreign Assisted Projects Fund, 03-Special Account-Locally Funded/Domestic Grants Fund, and 04-Special Account-Foreign Assisted/Foreign Grants Fund)

X	Current Year Appropriations
	Supplemental Appropriations
	Continuing Appropriations

Particulars	UACS CODE	Appropriations			Allotments			Current Year Obligations					Current Year Disbursements					Balances						
		Authorized Appropriations	Adjustments (Transfer To/From, Modifications/Amendments)	Adjusted Appropriations	Allotments Received	Adjustments (Reductions, Modifications/Amendments)	Transfer To	Transfer From	Adjusted Allotments	1st Quarter Ending March 31	2nd Quarter Ending June 30	3rd Quarter Ending September 30	4th Quarter Ending December 31	Total	1st Quarter Ending March 31	2nd Quarter Ending June 30	3rd Quarter Ending September 30	4th Quarter Ending December 31	Total	Unreleased Appropriations	Unobligated Allotments	Unpaid Obligations (15-20)-(23+24)		
1	2	3	4	5	6	7	8	9	10	11	12	13	14	15	16	17	18	19	20	21	22	23	24	
Agency Specific Budget		188,628,900.00	147,164,117.32	335,782,117.32	188,628,000.00																			
General Administration and Support	10000010000000	0.00	17,865,571.32	17,865,571.32	0.00	0.00	0.00	147,164,117.32	335,782,117.32	92,823,822.73	66,947,368.03	54,130,087.83	118,543,887.01	332,344,725.39	33,316,311.38	87,076,387.68	48,871,336.82	120,746,636.45	304,240,844.10	0.00	3,747,382.02	18,434,568.64	6,389,424.34	
General Management and Supervision	100000100001000	0.00	12,120,797.00	12,120,797.00	0.00	0.00	0.00	12,120,797.00	12,120,797.00	74,108.00	9,391,238.00	2,733,788.94	2,392,548.98	17,363,137.24	5,451,426.71	2,390,840.51	30,413.94	4,877,098.30	15,018,770.56	0.00	102,434.08	2,344,306.89	0.00	
PS		0.00	1,876,000.00	1,576,000.00	0.00	0.00	0.00	1,576,000.00	1,576,000.00	66,000.00	0.00	46,000.00	1,471,000.00	65,000.00	0.00	46,000.00	1,471,000.00	1,576,000.00	0.00	0.00	0.00	0.00	0.00	
MOOE		0.00	2,489,797.00	2,489,797.00	0.00	0.00	0.00	2,489,797.00	2,489,797.00	9,108.00	1,377,184.00	845,988.94	160,828.98	2,393,117.92	9,709.00	41,084.00	246,113.94	1,531,220.30	1,828,127.24	0.00	96,078.08	565,560.68	0.00	
CO		0.00	8,055,000.00	8,055,000.00	0.00	0.00	0.00	8,055,000.00	8,055,000.00	0.00	5,020,054.00	1,867,770.00	760,821.00	7,548,645.00	0.00	1,879,700.00	13,300.00	3,874,859.30	5,898,969.00	0.00	426,355.00	1,778,776.00	0.00	
Administration of Personnel Benefits	100000100002000	0.00	5,744,774.32	5,744,774.32	0.00	0.00	0.00	5,744,774.32	5,744,774.32	6,376,117.71	998,056.61	0.00	0.00	5,744,774.32	5,376,717.71	358,056.61	0.00	0.00	5,744,774.32	0.00	0.00	0.00	0.00	0.00
PS		0.00	5,744,774.32	5,744,774.32	0.00	0.00	0.00	5,744,774.32	5,744,774.32	6,376,117.71	998,056.61	0.00	0.00	5,744,774.32	5,376,717.71	358,056.61	0.00	0.00	5,744,774.32	0.00	0.00	0.00	0.00	0.00
Sub-Total, General Administration and Support		0.00	17,865,571.32	17,865,571.32	0.00	0.00	0.00	17,865,571.32	17,865,571.32	8,451,426.71	6,783,264.81	2,783,788.94	2,392,548.98	17,363,137.24	5,451,426.71	2,388,940.51	30,413.94	4,877,098.30	15,018,770.56	0.00	102,434.08	2,344,306.89	0.00	
PS		0.00	7,320,774.32	7,320,774.32	0.00	0.00	0.00	7,320,774.32	7,320,774.32	6,441,717.71	998,056.61	46,000.00	1,471,000.00	7,320,774.32	5,441,717.71	360,056.61	46,000.00	1,471,000.00	7,320,774.32	0.00	0.00	0.00	0.00	
MOOE		0.00	2,489,797.00	2,489,797.00	0.00	0.00	0.00	2,489,797.00	2,489,797.00	9,108.00	1,377,184.00	845,988.94	160,828.98	2,393,117.92	9,709.00	41,084.00	246,113.94	1,531,220.30	1,828,127.24	0.00	96,078.08	565,560.68	0.00	
FinEx (if Applicable)		0.00	0.00	0.00	0.00	0.00	0.00	0.00	0.00	0.00	0.00	0.00	0.00	0.00	0.00	0.00	0.00	0.00	0.00	0.00	0.00	0.00	0.00	
CO		0.00	8,055,000.00	8,055,000.00	0.00	0.00	0.00	8,055,000.00	8,055,000.00	0.00	5,020,054.00	1,867,770.00	760,821.00	7,548,645.00	0.00	1,879,700.00	13,300.00	3,874,859.30	5,898,969.00	0.00	426,355.00	1,778,776.00	0.00	
Support to Operations	20000000000000	0.00	19,128,523.00	19,128,523.00	0.00	0.00	0.00	19,128,523.00	19,128,523.00	3,694,195.26	4,726,022.54	3,728,304.55	6,597,150.27	18,766,702.84	3,549,875.28	4,735,725.79	3,544,285.30	6,817,336.89	17,947,187.26	0.00	258,320.36	822,515.38	0.00	
Development of policies, programs, and services for local government capacity development and performance	200000010001000	0.00	570,047.00	570,047.00	0.00	0.00	0.00	570,047.00	570,047.00	406,842.51	191,365.68	261,137.89	2,200.00	561,045.98	382,842.61	113,468.68	62,537.69	2,200.00	561,045.98	0.00	9,001.42	0.00	0.00	
MOOE		0.00	570,047.00	570,047.00	0.00	0.00	0.00	570,047.00	570,047.00	406,842.51	191,365.68	261,137.89	2,200.00	561,045.98	382,842.61	113,468.68	62,537.69	2,200.00	561,045.98	0.00	9,001.42	0.00	0.00	
Monitoring and Evaluation of Assistance to LGUs	200000100008000	0.00	18,558,476.00	18,558,476.00	0.00	0.00	0.00	18,558,476.00	18,558,476.00	3,277,352.67	4,499,188.88	3,739,166.66	6,994,950.27	18,206,658.86	3,167,032.67	4,822,260.11	3,781,747.81	6,815,196.89	17,386,141.28	0.00	349,819.24	822,515.38	0.00	
MOOE		0.00	18,558,476.00	18,558,476.00	0.00	0.00	0.00	18,558,476.00	18,558,476.00	3,277,352.67	4,499,188.88	3,739,166.66	6,994,950.27	18,206,658.86	3,167,032.67	4,822,260.11	3,781,747.81	6,815,196.89	17,386,141.28	0.00	349,819.24	822,515.38	0.00	
Sub-Total, Support to Operations		0.00	19,128,523.00	19,128,523.00	0.00	0.00	0.00	19,128,523.00	19,128,523.00	3,694,195.26	4,726,022.54	3,789,304.55	6,597,150.27	18,766,702.84	3,549,875.28	4,735,725.79	3,544,285.30	6,817,336.89	17,947,187.26	0.00	258,320.36	822,515.38	0.00	
PS		0.00	0.00	0.00	0.00	0.00	0.00	0.00	0.00	0.00	0.00	0.00	0.00	0.00	0.00	0.00	0.00	0.00	0.00	0.00	0.00	0.00	0.00	
MOOE		0.00	18,128,523.00	18,128,523.00	0.00	0.00	0.00	18,128,523.00	18,128,523.00	3,694,195.26	4,726,022.54	3,789,304.55	6,597,150.27	18,766,702.84	3,549,875.28	4,735,725.79	3,544,285.30	6,817,336.89	17,947,187.26	0.00	258,320.36	822,515.38	0.00	
FinEx (if Applicable)		0.00	0.00	0.00	0.00	0.00	0.00	0.00	0.00	0.00	0.00	0.00	0.00	0.00	0.00	0.00	0.00	0.00	0.00	0.00	0.00	0.00	0.00	
CO		0.00	0.00	0.00	0.00	0.00	0.00	0.00	0.00	0.00	0.00	0.00	0.00	0.00	0.00	0.00	0.00	0.00	0.00	0.00	0.00	0.00	0.00	
Operations	30000000000000	188,628,900.00	110,170,023.00	298,796,023.00	188,628,000.00	0.00	0.00	110,170,023.00	298,796,023.00	83,688,006.74	55,052,026.89	47,818,984.04	108,553,988.78	295,911,895.42	44,515,009.30	79,951,791.25	167,733,837.38	168,074,248.28	771,274,668.26	0.00	2,895,127.56	18,287,684.78	8,389,424.34	
OO - Local Governance Improved		188,628,900.00	110,170,023.00	298,796,023.00	188,628,000.00	0.00	0.00	110,170,023.00	298,796,023.00	83,688,006.74	55,052,026.89	47,818,984.04	108,553,988.78	295,911,895.42	44,515,009.30	79,951,791.25	167,733,837.38	168,074,248.28	771,274,668.26	0.00	2,895,127.56	18,287,684.78	8,389,424.34	
LOCAL GOVERNMENT EMPOWERMENT PROGRAM		188,628,900.00	61,894,023.00	250,312,023.00	188,628,000.00	0.00	0.00	61,894,023.00	250,312,023.00	83,582,526.74	54,962,539.88	48,960,915.89	83,712,318.76	247,438,093.07	44,513,899.39	79,836,976.25	167,113,179.93	167,113,179.93	729,676,433.83	0.00	2,872,925.93	9,496,134.78	8,389,424.34	
Supervision and Development of Local Governments	310100100001000	188,063,000.00	0.00	188,063,000.00	188,063,000.00	0.00	0.00	188,063,000.00	188,063,000.00	62,640,819.64	42,107,566.77	31,962,915.49	30,483,909.81	168,674,605.51	35,348,018.29	58,806,563.14	25,188,887.83	54,944,278.81	173,268,775.17	0.00	1,185,194.49	5,216,502.86	8,389,424.34	

This report was generated using the Unified Reporting System on January 26, 2025 10:08 AM. Status: SUBMITTED

Department : Department of the Interior and Local Government (DILG)
 Agency/Entity : Office of the Secretary
 Operating Unit : Regional Office - XI
 Organization Code (UACS) : 14 001 0300011
 Fund Cluster : 01 - Regular Agency Fund
 (e.g. UACS Fund Cluster: 01-Regular Agency Fund, 02-Foreign Assisted Projects Fund, 03-Special Account-Locally Funded/Domestic Grants Fund, and 04-Special Account-Foreign Assisted/Foreign Grants Fund)


X	Current Year Appropriations
	Supplemental Appropriations
	Continuing Appropriations


Particulars	UACS CODE	Appropriations		Allotments						Current Year Obligations					Current Year Disbursements				Balances					
		Authorized Appropriations	(Transfer To/From, Modifications, Accruals)	Adjusted Appropriations	Allotments Received	Adjustments (Reductions, Modifications, Augmentations)	Transfer To	Transfer From	Adjusted Allotments	1st Quarter Ending March 31	2nd Quarter Ending June 30	3rd Quarter Ending September 30	4th Quarter Ending December 31	Total	1st Quarter Ending March 31	2nd Quarter Ending June 30	3rd Quarter Ending September 30	4th Quarter Ending December 31	Total	Unreleased Appropriations	Unobligated Allotments	Unpaid Obligations (15-20)+(23+24)		
		3	4	5=(3+4)	6	7	8	9	10=(8+9)	11	12	13	14	15=(11+12+13+14)	16	17	18	19	20=(16+17+18+19)	21	22	23	24	
PS		125,707,000.00	2,842,000.00	131,549,000.00	128,707,000.00	2,842,000.00	0.00	0.00	131,549,000.00	77,179,396.13	34,972,418.81	27,426,311.01	42,458,965.00	131,577,145.85	27,154,725.97	34,118,283.01	21,581,759.34	41,958,876.13	133,712,844.45	0.00	381,854.05	852,498.00	0.00	
MOOE		24,358,000.00	(2,842,000.00)	21,516,000.00	24,358,000.00	(2,842,000.00)	0.00	0.00	21,516,000.00	6,619,491.16	5,084,177.87	4,236,804.48	5,435,194.40	21,355,668.91	3,775,681.48	3,895,226.65	4,958,117.80	5,152,727.98	19,831,733.29	0.00	758,332.05	1,123,914.88	0.00	
CO		35,000,000.00	0.00	35,000,000.00	35,000,000.00	0.00	0.00	0.00	35,000,000.00	26,459,722.41	2,800,963.98	0.00	2,573,255.21	34,951,961.61	4,417,815.98	16,793,364.28	0.00	213,271.79	23,342,374.83	0.00	48,308.38	3,236,002.32	8,369,524.36	
Strengthening of Police and Orders Councils (POCOP)	31910010002000	565,000.00	0.00	565,000.00	565,000.00	0.00	0.00	0.00	565,000.00	107,268.27	74,180.24	187,833.85	131,344.84	500,654.20	40,065.27	141,586.24	145,433.35	168,712.01	494,761.37	0.00	84,100.80	7,132.83	0.00	
MOOE		565,000.00	0.00	565,000.00	565,000.00	0.00	0.00	0.00	565,000.00	107,268.27	74,180.24	187,833.85	131,344.84	500,654.20	40,065.27	141,586.24	145,433.35	168,712.01	494,761.37	0.00	84,100.80	7,132.83	0.00	
Project(s)		0.00	81,884,023.00	81,884,023.00	0.00	0.00	0.00	0.00	81,884,023.00	10,834,835.83	12,800,728.87	14,910,889.36	11,617,962.31	80,953,383.36	9,135,485.83	22,878,836.67	11,763,987.35	12,020,184.34	85,767,884.39	0.00	1,820,828.64	4,278,489.87	0.00	
Locally-Funded Projects)		0.00	81,884,023.00	81,884,023.00	0.00	0.00	0.00	0.00	81,884,023.00	10,834,835.83	12,800,728.87	14,910,889.36	11,617,962.31	80,953,383.36	9,135,485.83	22,878,836.67	11,763,987.35	12,020,184.34	85,767,884.39	0.00	1,820,828.64	4,278,489.87	0.00	
Support for Local Governance Program	31910020004000	0.00	6,378,609.00	6,378,609.00	0.00	0.00	0.00	0.00	6,378,609.00	557,581.90	918,741.37	2,997,431.37	1,664,748.33	6,336,023.87	279,031.90	875,901.37	2,162,421.37	1,294,231.34	4,616,705.88	0.00	39,906.13	1,728,286.89	0.00	
MOOE		0.00	6,378,609.00	6,378,609.00	0.00	0.00	0.00	0.00	6,378,609.00	557,581.90	918,741.37	2,997,431.37	1,664,748.33	6,336,023.87	279,031.90	875,901.37	2,162,421.37	1,294,231.34	4,616,705.88	0.00	39,906.13	1,728,286.89	0.00	
Civil Society Organization/Peoples Participation Partnership Program	31910020005000	0.00	586,000.00	586,000.00	0.00	0.00	0.00	0.00	586,000.00	244,034.06	44,255.00	(8,096.00)	271,738.70	586,067.70	212,234.00	54,738.00	15,880.00	108,738.70	353,067.70	0.00	21,532.30	160,000.00	0.00	
MOOE		0.00	586,000.00	586,000.00	0.00	0.00	0.00	0.00	586,000.00	244,034.06	44,255.00	(8,096.00)	271,738.70	586,067.70	212,234.00	54,738.00	15,880.00	108,738.70	353,067.70	0.00	21,532.30	160,000.00	0.00	
Improve LGU competitiveness and Ease of Doing Business	31910020007000	0.00	1,998,648.00	1,998,648.00	0.00	0.00	0.00	0.00	1,998,648.00	1,998,648.00	0.00	82,710.00	987,189.00	249,247.70	1,296,137.70	0.00	0.00	212,880.00	1,083,647.70	1,296,137.70	0.00	792,510.30	0.00	0.00
MOOE		0.00	1,998,648.00	1,998,648.00	0.00	0.00	0.00	0.00	1,998,648.00	1,998,648.00	0.00	82,710.00	987,189.00	249,247.70	1,296,137.70	0.00	0.00	212,880.00	1,083,647.70	1,296,137.70	0.00	792,510.30	0.00	0.00
LAN, WAN and IP Telephony Expansion	31910020003000	0.00	2,104,200.00	2,104,200.00	0.00	0.00	0.00	0.00	2,104,200.00	862,806.00	116,835.42	924,895.14	382,216.97	1,986,338.53	298,200.00	238,835.43	847,096.14	391,288.26	1,783,210.82	0.00	117,961.47	203,127.71	0.00	
MOOE		0.00	2,104,200.00	2,104,200.00	0.00	0.00	0.00	0.00	2,104,200.00	862,806.00	116,835.42	924,895.14	382,216.97	1,986,338.53	298,200.00	238,835.43	847,096.14	391,288.26	1,783,210.82	0.00	117,961.47	203,127.71	0.00	
Enhance Comprehensive Local Integration Program (2-CLIP)	31910020003000	0.00	32,484,325.00	32,484,325.00	0.00	0.00	0.00	0.00	32,484,325.00	12,086,715.61	8,724,635.48	5,287,000.00	5,285,968.52	32,484,325.81	7,645,715.61	14,182,635.48	5,267,000.00	4,889,988.52	31,588,320.61	0.00	4.39	896,000.00	0.00	
MOOE		0.00	32,484,325.00	32,484,325.00	0.00	0.00	0.00	0.00	32,484,325.00	12,086,715.61	8,724,635.48	5,287,000.00	5,285,968.52	32,484,325.81	7,645,715.61	14,182,635.48	5,267,000.00	4,889,988.52	31,588,320.61	0.00	4.39	896,000.00	0.00	
Philippine Anti-Illegal Drugs Strategy (PADS)	31910020005000	0.00	3,186,547.00	3,186,547.00	0.00	0.00	0.00	0.00	3,186,547.00	1,440.00	387,076.16	1,174,448.91	1,671,518.00	3,094,483.07	1,440.00	207,576.16	988,548.91	1,363,312.25	2,576,876.32	0.00	182,363.53	432,606.75	0.00	
MOOE		0.00	3,186,547.00	3,186,547.00	0.00	0.00	0.00	0.00	3,186,547.00	1,440.00	387,076.16	1,174,448.91	1,671,518.00	3,094,483.07	1,440.00	207,576.16	988,548.91	1,363,312.25	2,576,876.32	0.00	182,363.53	432,606.75	0.00	
Preventing and Countering Violent Extremism and Insurgency (PCVEI)	31910020009000	0.00	526,000.00	526,000.00	0.00	0.00	0.00	0.00	526,000.00	0.00	71,362.00	433,880.00	0.00	505,312.00	0.00	48,000.00	33,112.00	0.00	81,112.00	0.00	20,888.00	424,200.00	0.00	
MOOE		0.00	526,000.00	526,000.00	0.00	0.00	0.00	0.00	526,000.00	0.00	71,362.00	433,880.00	0.00	505,312.00	0.00	48,000.00	33,112.00	0.00	81,112.00	0.00	20,888.00	424,200.00	0.00	
LGU Information Management Program	31910020007000	0.00	6,282,300.00	6,282,300.00	0.00	0.00	0.00	0.00	6,282,300.00	168,800.31	1,885,788.32	2,902,820.32	1,439,561.01	5,866,988.48	195,800.31	482,538.32	1,983,229.82	3,128,441.27	5,713,007.72	0.00	415,531.54	152,640.74	0.00	
MOOE		0.00	6,282,300.00	6,282,300.00	0.00	0.00	0.00	0.00	6,282,300.00	168,800.31	1,885,788.32	2,902,820.32	1,439,561.01	5,866,988.48	195,800.31	482,538.32	1,983,229.82	3,128,441.27	5,713,007.72	0.00	415,531.54	152,640.74	0.00	
CO		0.00	1,413,000.00	1,413,000.00	0.00	0.00	0.00	0.00	1,413,000.00	0.00	903,250.00	386,885.00	13,868.00	1,723,823.00	0.00	205,485.00	1,088,341.00	1,273,836.00	0.00	139,164.00	0.00	0.00	0.00	
Communities for Peace (CARPEACE) Program	31910020008000	0.00	7,900,000.00	7,900,000.00	0.00	0.00	0.00	0.00	7,900,000.00	7,119,494.11	238,488.12	327,849.11	122,748.40	7,806,580.74	520,484.11	8,829,488.12	178,849.11	211,442.82	7,756,243.65	0.00	80,448.28	56,306.78	0.00	
MOOE		0.00	7,900,000.00	7,900,000.00	0.00	0.00	0.00	0.00	7,900,000.00	7,119,494.11	238,488.12	327,849.11	122,748.40	7,806,580.74	520,484.11	8,829,488.12	178,849.11	211,442.82	7,756,243.65	0.00	80,448.28	56,306.78	0.00	
Decentralization and Local Governance Reform Advocacy Programs	31910020009100	0.00	263,394.00	263,394.00	0.00	0.00	0.00	0.00	263,394.00	0.00	0.00	0.00	293,211.68	253,211.68	0.00	0.00	0.00	0.00	21,211.68	0.00	30,182.32	212,000.00	0.00	
MOOE		0.00	263,394.00	263,394.00	0.00	0.00	0.00	0.00	263,394.00	0.00	0.00	0.00	293,211.68	253,211.68	0.00	0.00	0.00	0.00	21,211.68	0.00	30,182.32	212,000.00	0.00	
LOGIC GOVERNANCE WITH DIGNITY CIVIL RIGHTS AND RECONSTRUCTION AND INCENTIVES PROGRAM		0.00	48,486,000.00	48,486,000.00	0.00	0.00	0.00	0.00	48,486,000.00	109,486.00	76,181.00	895,888.35	47,341,073.00	48,427,803.35	1,440.00	124,801.00	819,816.35	46,961,073.00	41,704,252.35	0.00	13,197.65	6,768,560.00	0.00	

Department : Department of the Interior and Local Government (DILG)
 Agency/Entity : Office of the Secretary
 Operating Unit : Regional Office - XI
 Organization Code (UACS) : 14 901 6300011
 Fund Cluster : 01 - Regular Agency Fund
 (e.g. UACS Fund Cluster: 01-Regular Agency Fund, 02-Foreign Assisted Projects Fund, 03-Special Account-Locally Funded/Domestic Grants Fund, and 04-Special Account-Foreign Assisted/Foreign Grants Fund)

X	Current Year Appropriations
	Supplemental Appropriations
	Continuing Appropriations


Particulars	UACS CODE	Appropriations		Allotments		Current Year Obligations					Current Year Disbursements				Balances									
		Authorized Appropriations	Adjusted Appropriations	Allotments Received	Adjustments (Reductions, Modifications, Augmentations)	Transfer To	Transfer From	Adjusted Allotments	1st Quarter Ending March 31	2nd Quarter Ending June 30	3rd Quarter Ending September 30	4th Quarter Ending December 31	Total	1st Quarter Ending March 31	2nd Quarter Ending June 30	3rd Quarter Ending September 30	4th Quarter Ending December 31	Total	Unreleased Appropriations	Unobligated Allotments	Unpaid Obligations (15-20)+(23+24)			
		4	5	6	7	8	9	10	11	12	13	14	15	16	17	18	19	20	21	22	Due and Demandable	Not Yr. Due and Demandable		
Pension and Gratuity Fund		0.00	446,444.52	446,444.52	0.00	0.00	0.00	446,444.52	446,444.52	0.00	0.00	0.00	446,444.52	446,444.52	0.00	0.00	0.00	446,444.52	446,444.52	0.00	0.00	0.00	0.00	
PS		0.00	446,444.52	446,444.52	0.00	0.00	0.00	446,444.52	446,444.52	0.00	0.00	0.00	446,444.52	446,444.52	0.00	0.00	0.00	446,444.52	446,444.52	0.00	0.00	0.00	0.00	
Sub-Total II. Special Purpose Fund		0.00	13,588,106.42	13,588,106.42	0.00	0.00	0.00	13,588,106.42	13,588,106.42	0.00	5,389,901.88	2,922,659.35	5,305,548.08	13,588,106.42	0.00	8,389,901.88	2,842,203.88	5,389,000.78	13,588,106.42	0.00	0.00	0.00	0.00	
PS		0.00	13,588,106.42	13,588,106.42	0.00	0.00	0.00	13,588,106.42	13,588,106.42	0.00	5,389,901.88	2,922,659.35	5,305,548.08	13,588,106.42	0.00	8,389,901.88	2,842,203.88	5,389,000.78	13,588,106.42	0.00	0.00	0.00	0.00	
MOOE		0.00	0.00	0.00	0.00	0.00	0.00	0.00	0.00	0.00	0.00	0.00	0.00	0.00	0.00	0.00	0.00	0.00	0.00	0.00	0.00	0.00	0.00	
FinEx		0.00	0.00	0.00	0.00	0.00	0.00	0.00	0.00	0.00	0.00	0.00	0.00	0.00	0.00	0.00	0.00	0.00	0.00	0.00	0.00	0.00	0.00	
CO		0.00	0.00	0.00	0.00	0.00	0.00	0.00	0.00	0.00	0.00	0.00	0.00	0.00	0.00	0.00	0.00	0.00	0.00	0.00	0.00	0.00	0.00	
IV. Reversion of the Unobligated Allotments charged against R.A. Nos. 11488 and 11484		0.00	0.00	0.00	0.00	0.00	0.00	0.00	0.00	0.00	0.00	0.00	0.00	0.00	0.00	0.00	0.00	0.00	0.00	0.00	0.00	0.00	0.00	
GRAND TOTAL		209,122,000.00	161,274,352.74	311,386,352.74	209,122,000.00	0.00	0.00	161,274,352.74	381,396,352.74	95,602,491.86	74,844,360.88	60,912,467.51	126,961,841.33	357,226,391.16	56,279,727.96	95,188,743.73	48,681,293.71	128,288,446.48	229,416,239.96	0.00	4,176,901.58	19,434,348.34	8,389,524.36	
PS		143,291,000.00	24,272,909.74	154,414,009.74	143,291,000.00	0.00	0.00	21,431,009.74	184,474,009.74	36,399,842.97	42,077,458.05	33,340,720.79	123,862,538.13	30,359,904.34	42,598,728.70	27,223,726.93	87,627,683.14	182,810,040.13	0.00	810,472.61	853,446.00	0.00	0.00	
MOOE		24,021,000.00	127,533,343.00	132,434,343.00	24,021,000.00	0.00	0.00	130,375,343.00	152,454,343.00	30,769,776.44	23,912,524.62	24,438,990.52	149,882,343.42	16,502,256.94	33,817,233.76	21,226,771.78	64,052,877.53	136,119,139.80	0.00	2,772,300.58	13,563,202.62	0.00	0.00	
CO		35,000,000.00	9,468,000.00	44,468,000.00	35,000,000.00	0.00	0.00	9,458,000.00	44,468,000.00	25,450,727.41	8,064,267.89	2,274,756.90	3,344,876.21	43,574,472.61	4,417,815.96	16,772,784.28	22,079,900.00	7,075,884.70	80,487,079.83	0.00	583,527.39	5,017,868.52	8,389,524.36	
Recapitulation by OO:																								
LOCAL GOVERNMENT EMPOWERMENT PROGRAM		188,628,000.00	61,694,023.00	250,312,023.00	188,628,000.00	0.00	0.00	61,694,023.00	250,312,023.00	83,382,520.74	54,982,539.88	46,969,915.99	62,212,916.76	247,436,093.07	44,513,569.39	79,826,910.25	38,116,193.93	61,113,175.26	229,570,433.93	0.00	2,872,829.93	9,490,134.73	8,389,524.36	
LOCAL GOVERNMENT PERFORMANCE OVERSIGHT AND RECOGNITION AND INCENTIVES PROGRAM		0.00	49,496,300.00	49,496,300.00	0.00	0.00	0.00	49,496,300.00	49,496,300.00	108,496.96	70,181.00	860,868.35	47,341,073.00	48,472,802.35	1,645.00	124,821.00	5,169,183.35	40,561,873.00	11,704,252.15	0.00	13,197.65	6,768,830.00	0.00	

Certified Correct:

 FAYATUZZAMAN R. YU
 Budget Officer
 Date: January 26, 2025

Certified Correct:

 MA TERESA S. BERDAN
 Regional Accountant
 Date: January 29, 2025

Recommending Approval By:

 DALE MARIE S. GRAVADOR
 Chief, FAD
 Date: January 29, 2025

Approved By:

 ABDULLAH M. MATALAM
 Regional Director
 Date: January 26, 2025

STATEMENT OF APPROPRIATIONS, ALLOTMENTS, OBLIGATIONS, DISBURSEMENTS AND BALANCES
As at the Quarter Ending December 31, 2024

Department : Department of the Interior and Local Government (DILG)
Agency/Entity : Office of the Secretary
Operating Unit : Regional Office - XI
Organization Code (OACS) : 14 001 0303011
Fund Cluster : 01 - Regular Agency Fund

	Current Year Appropriations
	Supplemental Appropriations
X	Continuing Appropriations

(e.g. UACS Fund Cluster: 01-Regular Agency Fund, 02-Foreign Assisted Projects Fund, 03-Special Account-Locally Funded/Domestic Grants Fund, and 04-Special Account-Foreign Assisted/Foreign Grants Fund)

Particulars	UACS CODE	Appropriations		Allotments		Adjustments		Current Year Obligations							Current Year Disbursements					Balances					
		Authorized Appropriations	Adjusted Appropriations	SARO	Unobligated	Reductions/ Modifications/ Augmentations	Transfer To	Transfer From	Adjusted Allotments	1st Quarter Ending March 31	2nd Quarter Ending June 30	3rd Quarter Ending September 30	4th Quarter Ending December 31	Total	1st Quarter Ending March 31	2nd Quarter Ending June 30	3rd Quarter Ending September 30	4th Quarter Ending December 31	Total	Unused Funds	Unpaid Obligations				
		4	5=3+4	6	7	8	9	10	11=9+10+9	12	13	14	15	16=(12+13+14+15)	17	18	19	20	21=(17+18+19+20)	Unreleased Appropriations	Unobligated Allotments	Due and Demandable	Net Yet Due and Demandable		
Unobligated Allotment		0.00	827,000.00	827,000.00	0.00	4,488,322.21	0.00	0.00	827,000.00	5,413,322.21	2,375,448.87	1,114,084.80	545,833.10	1,144,229.17	5,182,686.74	2,095,938.90	1,218,511.87	705,829.49	1,398,231.17	5,028,510.74	0.00	229,823.47	184,988.30	0.00	
L Agency Specific Budget		0.00	186,000.00	186,000.00	0.00	4,488,322.21	0.00	0.00	186,000.00	4,681,322.09	2,385,448.87	1,124,084.80	545,833.10	1,144,229.17	4,401,486.74	2,025,938.90	1,218,511.87	685,829.49	1,398,231.17	4,414,916.74	0.00	229,823.35	184,988.30	0.00	
General Administration and Support	13000000000000	0.00	0.00	0.00	0.00	100.00	0.00	0.00	0.00	100.00	0.00	0.00	0.00	0.00	0.00	0.00	0.00	0.00	0.00	0.00	0.00	100.00	0.00	0.00	0.00
General Management and Supervision	1300001000100	0.00	0.00	0.00	0.00	100.00	0.00	0.00	0.00	100.00	0.00	0.00	0.00	0.00	0.00	0.00	0.00	0.00	0.00	0.00	0.00	100.00	0.00	0.00	0.00
MOOE		0.00	0.00	0.00	0.00	100.00	0.00	0.00	0.00	100.00	0.00	0.00	0.00	0.00	0.00	0.00	0.00	0.00	0.00	0.00	0.00	100.00	0.00	0.00	0.00
Sub-Title, General Administration and Support		0.00	0.00	0.00	0.00	100.00	0.00	0.00	0.00	100.00	0.00	0.00	0.00	0.00	0.00	0.00	0.00	0.00	0.00	0.00	0.00	100.00	0.00	0.00	0.00
PS		0.00	0.00	0.00	0.00	0.00	0.00	0.00	0.00	0.00	0.00	0.00	0.00	0.00	0.00	0.00	0.00	0.00	0.00	0.00	0.00	0.00	0.00	0.00	0.00
MOOE		0.00	0.00	0.00	0.00	100.00	0.00	0.00	0.00	100.00	0.00	0.00	0.00	0.00	0.00	0.00	0.00	0.00	0.00	0.00	0.00	100.00	0.00	0.00	0.00
FinEx (if Applicable)		0.00	0.00	0.00	0.00	0.00	0.00	0.00	0.00	0.00	0.00	0.00	0.00	0.00	0.00	0.00	0.00	0.00	0.00	0.00	0.00	0.00	0.00	0.00	0.00
CO		0.00	0.00	0.00	0.00	0.00	0.00	0.00	0.00	0.00	0.00	0.00	0.00	0.00	0.00	0.00	0.00	0.00	0.00	0.00	0.00	0.00	0.00	0.00	0.00
Support to Operations	30000000000000	0.00	3,300.00	3,300.00	0.00	1,508,158.11	0.00	0.00	0.00	5,000.00	1,513,158.11	1,303,435.80	78,438.00	121,723.07	6,031.00	1,510,827.87	1,303,435.80	78,908.00	117,254.07	11,130.00	1,510,827.87	0.00	2,329.24	0.00	0.00
Development or possible programs, and standards for local government capacity development and performance projects	3000010000100	0.00	3,300.00	3,300.00	0.00	20,820.00	0.00	0.00	0.00	5,000.00	25,820.00	20,383.00	0.00	1,200.00	3,000.00	24,383.00	20,383.00	0.00	1,200.00	3,300.00	24,583.00	0.00	1,057.00	0.00	0.00
MOOE		0.00	3,300.00	3,300.00	0.00	20,820.00	0.00	0.00	0.00	5,000.00	25,820.00	20,383.00	0.00	1,200.00	3,000.00	24,583.00	20,383.00	0.00	1,200.00	3,300.00	24,583.00	0.00	1,057.00	0.00	0.00
Monitoring and Evaluation of Assistance to LGUs	20000010000000	0.00	0.00	0.00	0.00	1,487,338.11	0.00	0.00	0.00	1,487,338.11	1,383,072.80	78,438.00	120,523.07	3,031.00	1,486,084.87	1,383,072.80	78,908.00	116,954.07	8,130.00	1,486,084.87	0.00	1,471.24	0.00	0.00	
MOOE		0.00	0.00	0.00	0.00	1,487,338.11	0.00	0.00	0.00	1,487,338.11	1,383,072.80	78,438.00	120,523.07	3,031.00	1,486,084.87	1,383,072.80	78,908.00	116,954.07	8,130.00	1,486,084.87	0.00	1,471.24	0.00	0.00	
Sub-Title, Support to Operations		0.00	3,300.00	3,300.00	0.00	1,508,158.11	0.00	0.00	0.00	5,000.00	1,513,158.11	1,303,435.80	78,438.00	121,723.07	6,031.00	1,510,827.87	1,303,435.80	78,908.00	117,254.07	11,130.00	1,510,827.87	0.00	2,329.24	0.00	0.00
PS		0.00	0.00	0.00	0.00	0.00	0.00	0.00	0.00	0.00	0.00	0.00	0.00	0.00	0.00	0.00	0.00	0.00	0.00	0.00	0.00	0.00	0.00	0.00	0.00
MOOE		0.00	3,300.00	3,300.00	0.00	1,508,158.11	0.00	0.00	0.00	5,000.00	1,513,158.11	1,303,435.80	78,438.00	121,723.07	6,031.00	1,510,827.87	1,303,435.80	78,908.00	117,254.07	11,130.00	1,510,827.87	0.00	2,329.24	0.00	0.00
FinEx (if Applicable)		0.00	0.00	0.00	0.00	0.00	0.00	0.00	0.00	0.00	0.00	0.00	0.00	0.00	0.00	0.00	0.00	0.00	0.00	0.00	0.00	0.00	0.00	0.00	0.00
CO		0.00	0.00	0.00	0.00	0.00	0.00	0.00	0.00	0.00	0.00	0.00	0.00	0.00	0.00	0.00	0.00	0.00	0.00	0.00	0.00	0.00	0.00	0.00	0.00
Operations	30000000000000	0.00	180,000.00	180,000.00	0.00	2,978,065.98	0.00	0.00	180,000.00	3,158,065.98	1,902,005.07	884,985.90	278,110.03	188,189.17	2,940,870.87	722,503.10	888,703.57	438,573.03	743,101.17	2,803,882.87	0.00	227,195.11	38,988.00	0.00	
CO - Local Governance Improved		0.00	180,000.00	180,000.00	0.00	2,978,065.98	0.00	0.00	180,000.00	3,158,065.98	1,902,005.07	884,985.90	278,110.03	188,189.17	2,940,870.87	722,503.10	888,703.57	438,573.03	743,101.17	2,803,882.87	0.00	227,195.11	38,988.00	0.00	
LOCAL GOVERNMENT EMPOWERMENT PROGRAM		0.00	120,000.00	120,000.00	0.00	2,756,337.94	0.00	0.00	120,000.00	2,915,837.94	1,602,378.72	879,865.90	220,956.03	159,376.17	2,711,888.82	705,494.75	808,403.57	378,886.03	685,207.17	2,674,880.52	0.00	204,889.42	38,988.00	0.00	
Strengthening and Development of Local Governments	31010010000100	0.00	0.00	0.00	0.00	1,222,453.35	0.00	0.00	0.00	1,222,453.35	562,274.59	83,815.91	145,226.83	483,777.17	1,215,881.70	418,352.72	179,740.88	145,220.92	480,895.17	1,180,003.70	0.00	7,361.85	23,088.00	0.00	
MOOE		0.00	0.00	0.00	0.00	1,222,453.35	0.00	0.00	0.00	1,222,453.35	562,274.59	83,815.91	145,226.83	483,777.17	1,215,881.70	418,352.72	179,740.88	145,220.92	480,895.17	1,180,003.70	0.00	7,361.85	23,088.00	0.00	
Strengthening of Peace and Order Councils (POCs)	31010010000200	0.00	0.00	0.00	0.00	4,880.37	0.00	0.00	0.00	4,880.37	4,428.44	0.00	0.00	0.00	4,428.44	4,428.44	0.00	0.00	0.00	4,428.44	0.00	452.91	0.00	0.00	
MOOE		0.00	0.00	0.00	0.00	4,880.37	0.00	0.00	0.00	4,880.37	4,428.44	0.00	0.00	0.00	4,428.44	4,428.44	0.00	0.00	0.00	4,428.44	0.00	452.91	0.00	0.00	
Locally Funded Project(s)		0.00	120,000.00	120,000.00	0.00	1,588,804.22	0.00	0.00	120,000.00	1,688,804.22	868,872.51	196,147.06	75,326.10	225,568.00	1,482,247.36	288,712.97	735,862.69	251,474.10	225,368.00	1,478,447.36	0.00	196,258.96	13,900.00	0.00	

This report was generated using the Unified Reporting System on January 28, 2025 10:10 AM, Status: SUBMITTED

Department : Department of the Interior and Local Government (DLG)
 Agency/Entity : Office of the Secretary
 Operating Unit : Regional Office - XI
 Organization Code (MACS) : 14 001 630011
 Fund Cluster : 01 - Regular Agency Fund

	Current Year Appropriations
	Supplemental Appropriations
X	Continuing Appropriations

(e.g. UACS Fund Cluster: 01-Regular Agency Fund, 02-Foreign Assisted Projects Fund, 03-Special Account-Locally Funded/Domestic Grants Fund, and 04-Special Account-Foreign Assisted/Foreign Grants Fund)

Particulars	UACS CODE	Authorized Appropriations	Appropriations (Transfer To/From, Modifications/ Adjustments)	Adjusted Appropriations	Allotments						Current Year Obligations					Current Year Disbursements					Balances					
					Allotments		Adjustments (Reductions, Modifications/ Augmentations)	Transfer To	Transfer From	Adjusted Allotments	1st Quarter Ending March 31	2nd Quarter Ending June 30	3rd Quarter Ending September 30	4th Quarter Ending December 31	Total	1st Quarter Ending March 31	2nd Quarter Ending June 30	3rd Quarter Ending September 30	4th Quarter Ending December 31	Total	Unused Funds		Unpaid Obligations (18-21)+(24+25)			
					SARO	Unobligated															Unreleased Appropriations 22=(8-17)	Unobligated Allotments 23=(1-18)	Due and Demandable 24	Not Yet Due and Demandable 25		
Support for Local Governance Program	31910302000450	0.00	0.00	0.00	0.00	204,777.99	0.00	0.00	0.00	204,777.99	30,360.00	168,780.00	2,880.00	0.00	203,000.00	29,640.00	21,436.00	161,860.00	0.00	203,000.00	0.00	5,777.99	0.00	0.00		
MOOE		0.00	0.00	0.00	0.00	204,777.99	0.00	0.00	0.00	204,777.99	30,360.00	168,780.00	2,880.00	0.00	203,000.00	29,640.00	21,436.00	161,860.00	0.00	203,000.00	0.00	5,777.99	0.00	0.00		
Civil Society Organization/NGOs - Inscription	31910302000500	0.00	20,300.00	20,300.00	0.00	76,438.73	0.00	0.00	0.00	20,000.00	90,438.73	20,527.56	49,955.00	12,282.00	7,368.00	88,262.56	19,087.50	44,998.00	17,682.00	7,368.00	86,262.50	0.00	2,175.23	0.00	0.00	
MOOE		0.00	20,300.00	20,300.00	0.00	76,438.73	0.00	0.00	0.00	20,000.00	90,438.73	20,527.56	49,955.00	12,282.00	7,368.00	88,262.56	19,087.50	44,998.00	17,682.00	7,368.00	86,262.50	0.00	2,175.23	0.00	0.00	
BIGWA LGU (or) NGOs and Base of Using Business	31910302000700	0.00	0.00	0.00	0.00	24,434.06	0.00	0.00	0.00	24,434.06	0.00	8,275.00	0.00	0.00	8,275.00	0.00	8,275.00	0.00	0.00	0.00	8,275.00	0.00	16,164.00	0.00	0.00	
MOOE		0.00	0.00	0.00	0.00	24,434.06	0.00	0.00	0.00	24,434.06	0.00	8,275.00	0.00	0.00	8,275.00	0.00	8,275.00	0.00	0.00	0.00	8,275.00	0.00	16,164.00	0.00	0.00	
LAN, WAN and IP Telephony Expansion	31910302000300	0.00	0.00	0.00	0.00	279,709.80	0.00	0.00	0.00	279,709.80	0.00	99,882.56	37,837.47	11,167.10	72,200.00	220,597.16	99,882.56	37,837.47	11,167.10	72,200.00	220,597.16	0.00	58,812.44	0.00	0.00	
MOOE		0.00	0.00	0.00	0.00	279,709.80	0.00	0.00	0.00	279,709.80	0.00	99,882.56	37,837.47	11,167.10	72,200.00	220,597.16	99,882.56	37,837.47	11,167.10	72,200.00	220,597.16	0.00	58,812.44	0.00	0.00	
Enhanced Comprehensive Local Integration Program (E-CLIP)	31910302000300	0.00	0.00	0.00	0.00	155,808.94	0.00	0.00	0.00	155,808.94	0.00	11,400.00	0.00	0.00	144,000.00	155,808.94	0.00	0.00	0.00	144,000.00	155,808.94	0.00	308.94	0.00	0.00	
MOOE		0.00	0.00	0.00	0.00	155,808.94	0.00	0.00	0.00	155,808.94	0.00	11,400.00	0.00	0.00	144,000.00	155,808.94	0.00	0.00	0.00	144,000.00	155,808.94	0.00	308.94	0.00	0.00	
Philippine Anti-Illegal Drugs Strategy (PAIDS)	31910302000500	0.00	100,000.00	100,000.00	0.00	878,497.30	0.00	0.00	0.00	100,000.00	718,497.30	137,292.48	468,375.22	49,000.00	2,000.00	894,667.70	137,292.48	489,816.22	89,885.00	2,000.00	870,767.70	0.00	60,830.20	13,900.00	0.00	
MOOE		0.00	100,000.00	100,000.00	0.00	878,497.30	0.00	0.00	0.00	100,000.00	718,497.30	137,292.48	468,375.22	49,000.00	2,000.00	894,667.70	137,292.48	489,816.22	89,885.00	2,000.00	870,767.70	0.00	60,830.20	13,900.00	0.00	
Communicating for Prevention and to Extreme violence and Fostering Alliance towards positive Change and Enriched communities (CAREAGE)	31910302000500	0.00	0.00	0.00	0.00	132,450.00	0.00	0.00	0.00	132,450.00	107,800.00	23,850.00	0.00	0.00	131,650.00	0.00	131,650.00	0.00	0.00	0.00	131,650.00	0.00	800.00	0.00	0.00	
MOOE		0.00	0.00	0.00	0.00	132,450.00	0.00	0.00	0.00	132,450.00	107,800.00	23,850.00	0.00	0.00	131,650.00	0.00	131,650.00	0.00	0.00	0.00	131,650.00	0.00	800.00	0.00	0.00	
Preventing and Countering Violent Extremism and Incitement (PCVSI)	31910302000500	0.00	0.00	0.00	0.00	21,387.00	0.00	0.00	0.00	21,387.00	0.00	3.00	0.00	0.00	0.00	0.00	0.00	0.00	0.00	0.00	0.00	0.00	21,387.00	0.00	0.00	
MOOE		0.00	0.00	0.00	0.00	21,387.00	0.00	0.00	0.00	21,387.00	0.00	3.00	0.00	0.00	0.00	0.00	0.00	0.00	0.00	0.00	0.00	0.00	21,387.00	0.00	0.00	
LOCAL GOVERNMENT PERFORMANCE OVERSIGHT AND RECOGNITION AND INCENTIVES PROGRAM (LGRORIP) - PERFORMANCE MANAGER PROGRAM - Set of Good Local Governance Incentive Fund (EGLG Fund)	31030103000200	0.00	70,000.00	70,000.00	0.00	182,128.04	0.00	0.00	0.00	70,000.00	252,128.04	99,628.35	16,900.00	57,580.00	58,914.00	226,002.35	17,009.30	65,900.00	61,890.00	59,914.00	226,002.35	0.00	23,125.66	0.00	0.00	
MOOE		0.00	70,000.00	70,000.00	0.00	182,128.04	0.00	0.00	0.00	70,000.00	252,128.04	99,628.35	16,900.00	57,580.00	58,914.00	226,002.35	17,009.30	65,900.00	61,890.00	59,914.00	226,002.35	0.00	23,125.66	0.00	0.00	
Locally Funded Projects		0.00	50,000.00	50,000.00	0.00	110,809.90	0.00	0.00	0.00	50,000.00	160,809.90	98,908.35	7,800.00	0.00	37,968.00	144,708.35	17,009.30	69,700.00	0.00	37,968.00	144,708.35	0.00	16,799.65	0.00	0.00	
MOOE		0.00	50,000.00	50,000.00	0.00	110,809.90	0.00	0.00	0.00	50,000.00	160,809.90	98,908.35	7,800.00	0.00	37,968.00	144,708.35	17,009.30	69,700.00	0.00	37,968.00	144,708.35	0.00	16,799.65	0.00	0.00	
Lipang Tinapayan Incentive Awards	3103020000100	0.00	20,000.00	20,000.00	0.00	26,022.04	0.00	0.00	0.00	20,000.00	46,022.04	720.00	7,200.00	0.00	57,580.00	18,816.00	0.00	3,900.00	61,890.00	18,816.00	54,288.00	0.00	7,339.04	0.00	0.00	
MOOE		0.00	20,000.00	20,000.00	0.00	26,022.04	0.00	0.00	0.00	20,000.00	46,022.04	720.00	7,200.00	0.00	57,580.00	18,816.00	0.00	3,900.00	61,890.00	18,816.00	54,288.00	0.00	7,339.04	0.00	0.00	
Bantay Korapeyan (BK)	3103020000500	0.00	0.00	0.00	0.00	12,120.00	0.00	0.00	0.00	0.00	12,120.00	0.00	7,200.00	0.00	7,200.00	0.00	0.00	3,600.00	3,600.00	0.00	7,200.00	0.00	4,800.00	0.00	0.00	
MOOE		0.00	0.00	0.00	0.00	12,120.00	0.00	0.00	0.00	0.00	12,120.00	0.00	7,200.00	0.00	7,200.00	0.00	0.00	3,600.00	3,600.00	0.00	7,200.00	0.00	4,800.00	0.00	0.00	
Sub-Total Operations		0.00	190,000.00	190,000.00	0.00	2,878,695.98	0.00	0.00	0.00	190,000.00	3,168,695.98	1,002,005.07	894,568.60	278,110.00	188,188.17	2,940,870.87	722,503.10	889,703.57	438,575.03	743,101.17	2,902,882.87	0.00	227,195.11	38,988.00	0.00	
PS		0.00	0.00	0.00	0.00	0.00	0.00	0.00	0.00	0.00	0.00	0.00	0.00	0.00	0.00	0.00	0.00	0.00	0.00	0.00	0.00	0.00	0.00	0.00	0.00	0.00
MOOE		0.00	190,000.00	190,000.00	0.00	2,878,695.98	0.00	0.00	0.00	190,000.00	3,168,695.98	1,002,005.07	894,568.60	278,110.00	188,188.17	2,940,870.87	722,503.10	889,703.57	438,575.03	743,101.17	2,902,882.87	0.00	227,195.11	38,988.00	0.00	
FinEx (if Applicable)		0.00	0.00	0.00	0.00	0.00	0.00	0.00	0.00	0.00	0.00	0.00	0.00	0.00	0.00	0.00	0.00	0.00	0.00	0.00	0.00	0.00	0.00	0.00	0.00	0.00
CO		0.00	0.00	0.00	0.00	0.00	0.00	0.00	0.00	0.00	0.00	0.00	0.00	0.00	0.00	0.00	0.00	0.00	0.00	0.00	0.00	0.00	0.00	0.00	0.00	0.00

This report was generated using the Unified Reporting System on January 26, 2023 10:10 AM. Status: SUBMITTED

Department : Department of the Interior and Local Government (DILG)
 Agency/Entity : Office of the Secretary
 Operating Unit : Regional Office - XI
 Organization Code (UACS) : 14 001 6399011
 Fund Cluster : 01 - Regular Agency Fund

	Current Year Appropriations
	Supplemental Appropriations
X	Continuing Appropriations

(e.g. UACS Fund Cluster: 01-Regular Agency Fund, 02-Foreign Assisted Projects Fund, 03-Special Account-Locally Funded/Domestic Grants Fund, and 04-Special Account-Foreign Assisted/Foreign Grants Fund)


Particulars	UACS CODE	Appropriations			Allotments				Current Year Obligations					Current Year Disbursements				Balances							
		Authorized Appropriations	Adjustments (Transfer To/From, Modifications/Amendments)	Adjusted Appropriations	BARO	Unobligated	Adjustments (Reductions, Modifications/ Augmentations)	Transfer To	Transfer From	Adjusted Allotments	1st Quarter Ending March 31	2nd Quarter Ending June 30	3rd Quarter Ending September 30	4th Quarter Ending December 31	Total	1st Quarter Ending March 31	2nd Quarter Ending June 30	3rd Quarter Ending September 30	4th Quarter Ending December 31	Total	Unused Funds		Unpaid Obligations (10-21)+(24+25)		
																					Unreleased Appropriations 22=(9-11)	Unobligated Allotments 23=(11-16)	Due and Demandable 24	Not Yet Due and Demandable 25	
Sub-Total, I. Agency Specific Budget		0.00	195,000.00	195,000.00	0.00	4,488,322.29	0.00	0.00	195,000.00	4,681,322.09	2,305,448.87	974,094.00	399,833.10	772,220.17	4,451,488.74	2,826,938.00	1,078,511.37	181,830.10	754,231.17	4,414,510.74	0.00	229,823.35	36,988.00	0.00	
PS		0.00	0.00	0.00	0.00	0.00	0.00	0.00	0.00	0.00	0.00	0.00	0.00	0.00	0.00	0.00	0.00	0.00	0.00	0.00	0.00	0.00	0.00	0.00	0.00
MOOE		0.00	195,000.00	195,000.00	0.00	4,488,322.29	0.00	0.00	195,000.00	4,681,322.09	2,305,448.87	974,094.00	399,833.10	772,220.17	4,451,488.74	2,826,938.00	1,078,511.37	181,830.10	754,231.17	4,414,510.74	0.00	229,823.35	36,988.00	0.00	
FinEx (if Applicable)		0.00	0.00	0.00	0.00	0.00	0.00	0.00	0.00	0.00	0.00	0.00	0.00	0.00	0.00	0.00	0.00	0.00	0.00	0.00	0.00	0.00	0.00	0.00	0.00
CO		0.00	0.00	0.00	0.00	0.00	0.00	0.00	0.00	0.00	0.00	0.00	0.00	0.00	0.00	0.00	0.00	0.00	0.00	0.00	0.00	0.00	0.00	0.00	0.00
B. Special Purpose Fund		0.00	732,000.00	732,000.00	0.00	8.12	0.00	0.00	732,000.00	732,000.12	70,000.00	140,000.00	159,860.00	372,000.00	732,000.00	70,000.00	140,000.00	159,860.00	254,000.00	814,000.00	0.00	0.12	118,000.00	0.00	
Barragey Officials Death Benefits	258	0.00	732,000.00	732,000.00	0.00	0.00	0.00	0.00	732,000.00	732,000.00	70,000.00	140,000.00	159,860.00	372,000.00	732,000.00	70,000.00	140,000.00	159,860.00	254,000.00	814,000.00	0.00	0.00	118,000.00	0.00	
MOOE		0.00	732,000.00	732,000.00	0.00	0.00	0.00	0.00	732,000.00	732,000.00	70,000.00	140,000.00	159,860.00	372,000.00	732,000.00	70,000.00	140,000.00	159,860.00	254,000.00	814,000.00	0.00	0.00	118,000.00	0.00	
Carryover Fund	402	0.00	0.00	0.00	0.00	0.12	0.00	0.00	0.00	0.12	0.00	0.00	0.00	0.00	0.00	0.00	0.00	0.00	0.00	0.00	0.00	0.12	0.00	0.00	0.00
MOOE		0.00	0.00	0.00	0.00	0.12	0.00	0.00	0.00	0.12	0.00	0.00	0.00	0.00	0.00	0.00	0.00	0.00	0.00	0.00	0.00	0.12	0.00	0.00	0.00
GRAND TOTAL		0.00	927,000.00	927,000.00	0.00	4,488,322.21	0.00	0.00	927,000.00	5,413,322.21	2,375,448.87	1,114,094.00	549,693.10	1,144,220.17	5,183,488.74	2,896,938.00	1,218,511.37	191,690.10	1,008,231.17	6,328,510.74	0.00	229,823.47	154,988.00	0.00	
PS		0.00	0.00	0.00	0.00	0.00	0.00	0.00	0.00	0.00	0.00	0.00	0.00	0.00	0.00	0.00	0.00	0.00	0.00	0.00	0.00	0.00	0.00	0.00	0.00
MOOE		0.00	927,000.00	927,000.00	0.00	4,488,322.21	0.00	0.00	927,000.00	5,413,322.21	2,375,448.87	1,114,094.00	549,693.10	1,144,220.17	5,183,488.74	2,896,938.00	1,218,511.37	191,690.10	1,008,231.17	6,328,510.74	0.00	229,823.47	154,988.00	0.00	
FinEx (if Applicable)		0.00	0.00	0.00	0.00	0.00	0.00	0.00	0.00	0.00	0.00	0.00	0.00	0.00	0.00	0.00	0.00	0.00	0.00	0.00	0.00	0.00	0.00	0.00	0.00
CO		0.00	0.00	0.00	0.00	0.00	0.00	0.00	0.00	0.00	0.00	0.00	0.00	0.00	0.00	0.00	0.00	0.00	0.00	0.00	0.00	0.00	0.00	0.00	0.00
Recapitalization by OD:																									
Unobligated Allotment		0.00	190,000.00	190,000.00	0.00	2,978,066.10	0.00	0.00	190,000.00	3,168,066.10	1,802,005.07	894,064.00	275,110.00	706,189.17	2,940,378.87	722,503.18	899,703.37	431,875.83	743,101.11	2,802,862.87	0.00	227,196.23	36,988.00	0.00	
LOCAL GOVERNMENT EMPOWERMENT PROGRAM		0.00	120,000.00	120,000.00	0.00	2,795,038.08	0.00	0.00	120,000.00	2,915,038.08	902,379.72	879,364.90	220,550.00	700,374.17	2,711,888.52	706,494.75	908,403.57	174,696.00	688,207.17	2,674,890.52	0.00	204,289.54	36,988.00	0.00	
LOCAL GOVERNMENT PEER ORNANCE DEVELOPMENT AND RECOGNITION AND INCENTIVES PROGRAM		0.00	70,000.00	70,000.00	0.00	122,128.04	0.00	0.00	70,000.00	251,128.04	98,629.35	15,000.00	54,560.00	50,814.00	229,020.35	17,000.25	93,300.00	61,890.00	65,894.00	228,020.35	0.00	23,125.89	0.00	0.00	


Certified Correct:

 MA. YERESA S. BERDAN
 Regional Accountant
 Date: January 28, 2025

Certified Correct:

 MA. YERESA S. BERDAN
 Regional Accountant
 Date: January 28, 2025

Recommending Approval By:

 GLE MARIE S. GRAVADOR
 PHM, FAD
 Date: January 28, 2025

Approved By:

 ABDULLAH M. TALAM
 Regional Director
 Date: January 28, 2025

This report was generated using the Unified Reporting System on January 28, 2025 10:10 AM, Status: SUBMITTED

Department : Department of the Interior and Local Government (DILG)
 Agency/Entity : Office of the Secretary
 Operating Unit : Regional Office - XI
 Organization Code (UACS) : 14 001 030011
 Fund Cluster : 01 - Regular Agency Fund
 (e.g. UACS Fund Cluster: 01-Regular Agency Fund, 02-Foreign Assisted Projects Fund, 03-Special Account-Localy Funded/Domestic Grants Fund, and 04-Special Account-Foreign Assisted/Foreign Grants Fund)

X Current Year Appropriations
 Supplemental Appropriations
 Continuing Appropriations

Particulars	UACS CODE	Appropriations					Allotments			Obligations				Disbursements				Balances						
		Authorized	Transfer	Adjusted	Allotments	Adjustments	Transfer To	Transfer From	Adjusted	1st Quarter	2nd Quarter	3rd Quarter	4th Quarter	Total	1st Quarter	2nd Quarter	3rd Quarter	4th Quarter	Total	Unreleased	Unobligated	Unpaid Obligations		
		Appropriations	1 off From, Modifications/ Ammendments)	Appropriations	Received	(Reductions, Modifications/ Augmentations)			Allotments	Ending March 31	Ending June 30	Ending September 30	Ending December 31		Ending March 31	Ending June 30	Ending September 30	Ending December 31		Appropriations	Allotments	Due and Demandable	No Vei Due and Demandable	
Other Subscription Expenses	502907096	100,000.00	0.00	100,000.00	100,000.00	0.00	0.00	0.00	7,166.00	6,135.00	30,100.00	16,855.00	56,285.00	0.00	0.00	0.00	0.00	0.00	56,285.00	0.00	43,705.00	2,430.00	0.00	
Capital Outlays		35,000,000.00	8,488,000.00	44,488,000.00	35,000,000.00	8,000.00	0.00	8,488,000.00	44,488,000.00	29,456,772.41	8,884,267.99	2,224,758.00	3,344,678.21	43,874,472.81	4,417,815.86	18,772,784.28	23,795.00	7,075,884.79	39,487,078.93	8.08	883,827.39	8,017,868.32	1,348,524.36	
Property, Plant and Equipment Outlay		35,000,000.00	8,488,000.00	44,488,000.00	35,000,000.00	8,000.00	0.00	8,488,000.00	44,488,000.00	29,456,772.41	8,884,267.99	2,224,758.00	3,344,678.21	43,874,472.81	4,417,815.86	18,772,784.28	23,795.00	7,075,884.79	39,487,078.93	8.08	883,827.39	8,017,868.32	1,348,524.36	
Buildings and Other Structures	506040400	30,000,000.00	0.00	30,000,000.00	30,000,000.00	0.00	0.00	0.00	30,000,000.00	21,456,772.41	2,300,963.99	0.00	2,976,926.21	34,991,991.51	4,417,815.86	16,193,984.28	0.00	2,132,674.79	23,343,374.93	0.00	46,008.39	3,239,092.32	1,366,524.36	
Buildings	506040401	30,000,000.00	0.00	30,000,000.00	30,000,000.00	0.00	0.00	0.00	30,000,000.00	21,456,772.41	2,300,963.99	0.00	2,976,926.21	34,991,991.51	4,417,815.86	16,193,984.28	0.00	2,132,674.79	23,343,374.93	0.00	46,008.39	3,239,092.32	1,366,524.36	
Machinery and Equipment Outlay	506040500	0.00	7,488,000.00	7,488,000.00	0.00	0.00	0.00	7,488,000.00	7,488,000.00	0.00	0.00	2,224,758.00	774,421.00	6,942,781.20	0.00	0.00	23,795.00	4,943,216.00	5,164,008.00	0.00	125,219.00	1,778,776.00	0.00	
Information and Communication Technology Equipment	509040503	0.00	6,195,000.00	6,195,000.00	0.00	0.00	0.00	6,195,000.00	6,195,000.00	0.00	0.00	2,224,758.00	774,421.00	6,942,781.20	0.00	0.00	23,795.00	4,178,226.00	4,386,016.00	0.00	17,209.00	1,778,776.00	0.00	
ICT Software	509040518	0.00	1,273,000.00	1,273,000.00	0.00	0.00	0.00	1,273,000.00	1,273,000.00	0.00	0.00	0.00	0.00	794,900.00	0.00	0.00	0.00	794,900.00	794,900.00	0.00	0.00	0.00	0.00	0.00
Transportation Equipment Outlay	506040600	0.00	2,000,000.00	2,000,000.00	0.00	0.00	0.00	2,000,000.00	2,000,000.00	0.00	0.00	0.00	0.00	1,979,700.00	0.00	0.00	0.00	1,979,700.00	1,979,700.00	0.00	0.00	0.00	0.00	0.00
Motor Vehicles	506040601	0.00	2,000,000.00	2,000,000.00	0.00	0.00	0.00	2,000,000.00	2,000,000.00	0.00	0.00	0.00	0.00	1,979,700.00	0.00	0.00	0.00	1,979,700.00	1,979,700.00	0.00	0.00	0.00	0.00	0.00
B. AUTOMATIC APPROPRIATIONS		11,484,000.00	522,129.00	12,016,129.00	11,484,000.00	8.00	0.00	522,129.00	12,016,129.00	2,778,849.13	2,737,088.85	2,959,753.43	3,111,806.23	11,587,509.44	2,782,485.69	2,782,484.10	2,959,753.43	3,111,806.23	11,587,509.44	8.08	428,619.56	8.00	8.00	
Retirement and Life Insurance Premiums		11,484,000.00	522,129.00	12,016,129.00	11,484,000.00	8.00	0.00	522,129.00	12,016,129.00	2,778,849.13	2,737,088.85	2,959,753.43	3,111,806.23	11,587,509.44	2,782,485.69	2,782,484.10	2,959,753.43	3,111,806.23	11,587,509.44	8.08	428,619.56	8.00	8.00	
C. SPECIAL PURPOSE FUNDS		8.00	13,988,106.42	13,988,106.42	0.00	0.00	0.00	13,988,106.42	13,988,106.42	0.00	0.00	5,339,801.38	5,388,548.08	13,988,106.42	8.00	5,389,901.88	2,842,201.86	5,388,096.78	13,988,106.42	8.00	8.00	8.00	8.00	
Miscellaneous Personnel Benefits Fund		8.00	10,287,049.33	10,287,049.33	0.00	0.00	0.00	10,287,049.33	10,287,049.33	0.00	0.00	4,568,845.33	2,854,408.78	2,882,708.22	18,287,049.33	8.00	4,568,845.33	2,775,959.09	2,844,247.91	18,287,049.33	8.00	8.00	8.00	
Salaries and Wages	501010200	8.00	5,718,204.00	5,718,204.00	0.00	0.00	0.00	5,718,204.00	5,718,204.00	0.00	0.00	2,854,408.78	2,882,708.22	5,718,204.00	8.00	0.00	2,775,959.09	2,844,247.91	5,718,204.00	8.00	8.00	8.00	8.00	
Salaries and Wages - Regular		8.00	5,718,204.00	5,718,204.00	0.00	0.00	0.00	5,718,204.00	5,718,204.00	0.00	0.00	2,854,408.78	2,882,708.22	5,718,204.00	8.00	0.00	2,775,959.09	2,844,247.91	5,718,204.00	8.00	8.00	8.00	8.00	
Basic Salary - Civilian	501016101	8.00	5,718,204.00	5,718,204.00	0.00	0.00	0.00	5,718,204.00	5,718,204.00	0.00	0.00	2,854,408.78	2,882,708.22	5,718,204.00	8.00	0.00	2,775,959.09	2,844,247.91	5,718,204.00	8.00	8.00	8.00	8.00	
Other Compensation	501020000	8.00	4,568,845.33	4,568,845.33	0.00	0.00	0.00	4,568,845.33	4,568,845.33	0.00	0.00	4,568,845.33	0.00	4,568,845.33	8.00	4,568,845.33	0.00	8.00	4,568,845.33	8.00	8.00	8.00	8.00	
Other Bonuses and Allowances		8.00	4,568,845.33	4,568,845.33	0.00	0.00	0.00	4,568,845.33	4,568,845.33	0.00	0.00	4,568,845.33	0.00	4,568,845.33	8.00	4,568,845.33	0.00	8.00	4,568,845.33	8.00	8.00	8.00	8.00	
Performance Based Bonus - Civilian	5010205014	8.00	4,568,845.33	4,568,845.33	0.00	0.00	0.00	4,568,845.33	4,568,845.33	0.00	0.00	4,568,845.33	0.00	4,568,845.33	8.00	4,568,845.33	0.00	8.00	4,568,845.33	8.00	8.00	8.00	8.00	
Pension and Gratuity Fund		8.00	2,854,612.57	2,854,612.57	0.00	0.00	0.00	2,854,612.57	2,854,612.57	0.00	0.00	791,056.85	68,247.57	1,995,308.35	2,854,612.57	8.00	791,056.85	62,247.57	1,995,308.35	2,854,612.57	8.00	8.00	8.00	
Other Personnel Benefits	501040000	8.00	2,854,612.57	2,854,612.57	0.00	0.00	0.00	2,854,612.57	2,854,612.57	0.00	0.00	791,056.85	68,247.57	1,995,308.35	2,854,612.57	8.00	791,056.85	62,247.57	1,995,308.35	2,854,612.57	8.00	8.00	8.00	
Terminal Leave Benefits		8.00	2,854,612.57	2,854,612.57	0.00	0.00	0.00	2,854,612.57	2,854,612.57	0.00	0.00	791,056.85	68,247.57	1,995,308.35	2,854,612.57	8.00	791,056.85	62,247.57	1,995,308.35	2,854,612.57	8.00	8.00	8.00	
Terminal Leave Benefits - Civilian	501040301	8.00	2,854,612.57	2,854,612.57	0.00	0.00	0.00	2,854,612.57	2,854,612.57	0.00	0.00	791,056.85	68,247.57	1,995,308.35	2,854,612.57	8.00	791,056.85	62,247.57	1,995,308.35	2,854,612.57	8.00	8.00	8.00	
Pension and Gratuity Fund		8.00	446,444.52	446,444.52	0.00	0.00	0.00	446,444.52	446,444.52	0.00	0.00	446,444.52	0.00	446,444.52	8.00	446,444.52	0.00	8.00	446,444.52	446,444.52	8.00	8.00	8.00	
Other Personnel Benefits	501040000	8.00	446,444.52	446,444.52	0.00	0.00	0.00	446,444.52	446,444.52	0.00	0.00	446,444.52	0.00	446,444.52	8.00	446,444.52	0.00	8.00	446,444.52	446,444.52	8.00	8.00	8.00	
Terminal Leave Benefits		8.00	446,444.52	446,444.52	0.00	0.00	0.00	446,444.52	446,444.52	0.00	0.00	446,444.52	0.00	446,444.52	8.00	446,444.52	0.00	8.00	446,444.52	446,444.52	8.00	8.00	8.00	
Terminal Leave Benefits - Civilian	501040301	8.00	446,444.52	446,444.52	0.00	0.00	0.00	446,444.52	446,444.52	0.00	0.00	446,444.52	0.00	446,444.52	8.00	446,444.52	0.00	8.00	446,444.52	446,444.52	8.00	8.00	8.00	
GRAND TOTAL		290,122,698.90	161,274,382.74	561,398,382.74	300,132,900.00	8.00	0.00	161,274,382.74	561,398,382.74	89,882,491.86	74,544,339.86	88,912,487.31	128,961,641.33	357,226,351.16	56,277,777.86	95,184,743.73	14,097,293.73	99,982,037.46	329,416,253.96	8.08	4,176,001.58	19,434,996.84	1,349,524.36	

Certified Correct:
 YAN ASTORINA, YU
 Budget Officer
 Date: January 28, 2025
 This report was generated using the Unified Reporting System on January 28, 2025 10:11 AM. Status: SUBMITTED

Certified Correct:
 MA. TERESA S. BERDAN
 Regional Accountant
 Date: January 28, 2025

Recommending Approval By:
 MAE MARIE S. GRAVADOR
 Chief, FAD
 Date: January 28, 2025

Approved By:
 ABDULLAH MATALAM
 Regional Director
 Date: January 28, 2025

SUMMARY OF APPROPRIATIONS, ALLOTMENTS, OBLIGATIONS, DISBURSEMENTS AND BALANCES BY OBJECT OF EXPENDITURES
As at the Quarter Ending December 31, 2024

Department : Department of the Interior and Local Government (DILG)
Agency/Entity : Office of the Secretary
Operating Unit : Regional Office - XI
Organisation Code (IACS) : 14 001 0360011
Fund Cluster : 01 - Regular Agency Fund
(e.g. UACS Fund Cluster: 01-Regular Agency Fund, 02-Foreign Assisted Projects Fund, 03-Special Account-Locally Funded/Domestic Grants Fund, and 04-Special Account-Foreign Assisted/Foreign Grants Fund)

Table with 2 columns: Category and Status. Categories include Current Year Appropriations, Supplemental Appropriations, and Continuing Appropriations. Status for Continuing Appropriations is marked with an 'X'.

Main data table with columns: Particulars, IACS CODE, Authorised Appropriations, Adjusted Appropriations, Allotments (SARO, Unobligated), Adjustments (Reductions, Modifications, Augmentations), Transfer To, Transfer From, Adjusted Allotments, 1st-4th Quarter Ending, Total, 1st-4th Quarter Ending, Total, Unreleased Appropriations, Unobligated Allotments, Dis and Demandable, Unpaid Obligations (16-21, 24-28), Not Yet Due and Demandable.

This report was generated using the Unified Reporting System on January 29, 2025 10:13 AM. Status: SUBMITTED

Department : Department of the Interior and Local Government (DILG)
 Agency/Entity : Office of the Secretary
 Operating Unit : Regional Office - XI
 Organization Code (IACS) : 14 001 0360011
 Fund Cluster : 01 - Regular Agency Fund
 (e.g. UACS Fund Cluster: 01-Regular Agency Fund, 02-Foreign Assisted Projects Fund, 03-Special Account-Locally Funded/Domestic Grants Fund, and 04-Special Account-Foreign Assisted/Foreign Grants Fund)

Current Year Appropriations
 Supplemental Appropriations
 X Continuing Appropriations

Particulars	UACS CODE	Authorized Appropriations	Appropriations (Transfer To/From, Modifications/ Augmentations)	Adjusted Appropriations	Adjustments						Obligations					Disbursements				Balances						
					Adjustments		Transfer To	Transfer From	Adjusted Allocations	1st Quarter Ending March 31	2nd Quarter Ending June 30	3rd Quarter Ending September 30	4th Quarter Ending December 31	Total	1st Quarter Ending March 31	2nd Quarter Ending June 30	3rd Quarter Ending September 30	4th Quarter Ending December 31	Total	Unused Funds		Unpaid Obligations (16-21)+(24-25)				
					SARO	Unobligated														Unreleased Appropriations	Unobligated Allocations	Due and Demandable	Not Yet Due and Demandable			
1	2	3	4	5=(3+4)	6	7	8	9	10	11=(9+10+11)	12	13	14	15	16=(13+14+15)	17	18	19	20	21=(17+18+19+20)	22=(6-11)	23=(11-15)	24	25		
Financial Assistance/Subsidy		8.00	8.00	8.00	0.00	10,009.58	8.99	8.00	8.00	15,800.58	8.00	8.00	8.00	8.00	8.00	8.00	8.00	8.00	8.00	8.00	0.00	8.00	0.00	10,009.58	8.00	8.00
Subsidies - Others	5921489000	8.00	8.00	8.00	0.00	10,009.58	8.99	8.00	8.00	15,800.58	8.00	8.00	8.00	8.00	8.00	8.00	8.00	8.00	8.00	8.00	0.00	8.00	0.00	10,009.58	8.00	8.00
Taxes, Insurance Premiums and Other Fees		8.00	8.00	8.00	0.00	288.73	(288.73)	8.00	8.00	8.00	8.00	8.00	8.00	8.00	8.00	8.00	8.00	8.00	8.00	8.00	0.00	8.00	0.00	8.00	8.00	8.00
Taxes, Dues and Licenses	5921561000	8.00	8.00	8.00	0.00	42.82	(42.82)	8.00	8.00	8.00	8.00	8.00	8.00	8.00	8.00	8.00	8.00	8.00	8.00	8.00	0.00	8.00	0.00	8.00	8.00	8.00
Taxes, Dues and Licenses	5921561001	8.00	8.00	8.00	0.00	42.82	(42.82)	8.00	8.00	8.00	8.00	8.00	8.00	8.00	8.00	8.00	8.00	8.00	8.00	8.00	0.00	8.00	0.00	8.00	8.00	8.00
Fidelity Bond Premiums	5921562000	8.00	8.00	8.00	0.00	167.74	(167.74)	8.00	8.00	8.00	8.00	8.00	8.00	8.00	8.00	8.00	8.00	8.00	8.00	8.00	0.00	8.00	0.00	8.00	8.00	8.00
Insurance Expenses	5921563000	8.00	8.00	8.00	0.00	166.17	(166.17)	8.00	8.00	8.00	8.00	8.00	8.00	8.00	8.00	8.00	8.00	8.00	8.00	8.00	0.00	8.00	0.00	8.00	8.00	8.00
Other Maintenance and Operating Expenses		8.00	8.00	8.00	0.00	185,918.59	(184,732.30)	8.00	8.00	182,437.89	77,688.09	48,009.00	28,987.00	8.00	151,337.00	77,688.09	48,009.00	28,987.00	8.00	151,337.00	0.00	8.00	1,100.00	8.00	118,009.00	8.00
Printing and Publication Expenses	5929902000	8.00	8.00	8.00	0.00	18,689.60	(18,959.50)	8.00	8.00	8.00	8.00	8.00	8.00	8.00	8.00	8.00	8.00	8.00	8.00	8.00	0.00	8.00	0.00	8.00	8.00	8.00
Rent/Lease Expenses	5929905000	8.00	8.00	8.00	0.00	152,437.89	8.00	8.00	8.00	152,437.89	77,689.00	48,009.00	28,987.00	8.00	151,337.00	77,688.09	48,009.00	28,987.00	8.00	151,337.00	0.00	8.00	1,100.00	8.00	118,009.00	8.00
Rentals - Motor Vehicles	5929905003	8.00	8.00	8.00	0.00	152,437.89	8.00	8.00	8.00	152,437.89	77,689.00	48,009.00	28,987.00	8.00	151,337.00	77,688.09	48,009.00	28,987.00	8.00	151,337.00	0.00	8.00	1,100.00	8.00	118,009.00	8.00
Subscription Expenses	5929907000	8.00	8.00	8.00	0.00	26,309.00	(26,820.00)	8.00	8.00	8.00	8.00	8.00	8.00	8.00	8.00	8.00	8.00	8.00	8.00	8.00	0.00	8.00	0.00	8.00	8.00	8.00
Other Subscriptions Equipment	5929907009	8.00	8.00	8.00	0.00	26,309.00	(26,820.00)	8.00	8.00	8.00	8.00	8.00	8.00	8.00	8.00	8.00	8.00	8.00	8.00	8.00	0.00	8.00	0.00	8.00	8.00	8.00
II. SPECIAL PURPOSE FUND		8.00	732,899.00	732,899.00	0.00	9.12	8.98	8.00	8.00	732,900.00	732,900.12	70,008.00	140,009.00	189,009.00	372,900.00	732,900.00	70,008.00	140,009.00	189,009.00	372,900.00	732,900.00	70,008.00	140,009.00	189,009.00	372,900.00	732,900.00
Maintenance and Other Operating Expenses		8.00	732,899.00	732,899.00	0.00	9.12	8.98	8.00	8.00	732,900.00	732,900.12	70,008.00	140,009.00	189,009.00	372,900.00	732,900.00	70,008.00	140,009.00	189,009.00	372,900.00	732,900.00	70,008.00	140,009.00	189,009.00	372,900.00	732,900.00
Financial Assistance/Subsidy		8.00	732,899.00	732,899.00	0.00	9.12	8.98	8.00	8.00	732,900.00	732,900.12	70,008.00	140,009.00	189,009.00	372,900.00	732,900.00	70,008.00	140,009.00	189,009.00	372,900.00	732,900.00	70,008.00	140,009.00	189,009.00	372,900.00	732,900.00
Subsidies - Others	5921489000	8.00	732,899.00	732,899.00	0.00	9.12	8.98	8.00	8.00	732,900.00	732,900.12	70,008.00	140,009.00	189,009.00	372,900.00	732,900.00	70,008.00	140,009.00	189,009.00	372,900.00	732,900.00	70,008.00	140,009.00	189,009.00	372,900.00	732,900.00
GRAND TOTAL		8.00	897,899.00	897,899.00	0.00	4,486,322.21	8.00	8.00	8.00	897,899.00	8,412,322.21	2,378,468.57	1,114,094.90	849,833.10	1,144,225.17	8,163,486.74	2,189,938.90	1,218,911.87	788,829.19	1,908,251.17	1,028,910.74	8.00	228,823.47	154,988.00	8.00	

Certified Correct
 MA, TERESA S. BERGAN
 Regional Accountant
 Date: January 26, 2025

Certified Correct
 MA, TERESA S. BERGAN
 Regional Accountant
 Date: January 26, 2025

Recommending Approval By
 MA, E. MARIE S. GRAVADOR
 Chief, PAD
 Date: January 26, 2025

Approved By
 MA, HANNAH V. MANTALAN
 Regional Director
 Date: January 26, 2025

This report was generated using the Unified Reporting System on January 26, 2025 10:13 AM. Status: SUBMITTED

List of Allotments and Sub-Allotments
As at the Quarter Ending December 31, 2024

Department : Department of the Interior and Local Government (DILG)
Agency/Entity : Office of the Secretary
Operating Unit : Regional Office - XI
Organization Code (UACS) : 14 001 0300011
Fund Cluster : 01 - Regular Agency Fund

Table with 2 columns: Legend (X) and Current Year Appropriations, Supplemental Appropriations, Continuing Appropriations

(e.g. UACS Fund Cluster: 01-Regular Agency Fund, 02-Foreign Assisted Projects Fund, 03-Special Account-Locally Funded/Domestic Grants Fund, and 04-Special Account-Foreign Assisted/Foreign Grants Fund)

Main data table with columns: No., Allotments/Sub-Allotments Reference, Funding Source, Allotments/Sub-Allotments received from CO/ROs/OU's, Sub-Allotments to ROs/OU's, Total. Includes rows for DBM and various agency fund clusters.

Department : Department of the Interior and Local Government (DILG)
 Agency/Entity : Office of the Secretary
 Operating Unit : Regional Office - XI
 Organization Code (UACS) : 14 001 0300011
 Fund Cluster : 01 - Regular Agency Fund

X	Current Year Appropriations
	Supplemental Appropriations
	Continuing Appropriations

(e.g. UACS Fund Cluster: 01-Regular Agency Fund, 02-Foreign Assisted Projects Fund, 03-Special Account-Locally Funded/Domestic Grants Fund, and 04-Special Account-Foreign Assisted/Foreign Grants Fund)

No.	Allotments/Sub-Allotments Reference			Funding Source	Allotments/Sub-Allotments received from COROs/OUs					Sub-Allotments to ROs/OUs					Total Allotments/Net of Sub-allotments					
	Number	Date	Description		UACS CODE	PS	MOOE	FinEx	CO	Sub-Total	PS	MOOE	FinEx	CO	Total	PS	MOOE	FinEx	CO	Total
1																				
47																				
48																				
49																				
50																				
51																				
52																				
53																				
54																				
55																				
56																				
57																				
58																				
59																				
60																				
61																				
62																				
63																				
64																				
65																				
66																				
67																				
68																				
69																				
70																				
71																				
72																				
73																				
74																				
75																				
76																				
77																				
78																				
79																				
80																				
81																				
82																				
83																				
84																				
85																				
86																				
87																				
88																				
89																				
90																				
91																				
92																				
93																				
94																				
95																				
96																				
97																				
98																				
99																				
100																				

List of Allotments and Sub-Allotments
As at the quarter ending December 31, 2024

Department : Department of the Interior and Local Government (DILG)
Agency/Entity : Office of the Secretary
Operating Unit : Regional Office - XI
Organization Code (UACS) : 14 001 0300011
Fund Cluster : 01 - Regular Agency Fund

Table with 2 columns: Category and Amount. Categories include Current Year Appropriations, Supplemental Appropriations, and Continuing Appropriations.

(e.g. UACS Fund Cluster: 01-Regular Agency Fund, 02-Foreign Assisted Projects Fund, 03-Special Account-Locally Funded/Domestic Grants Fund, and 04-Special Account-Foreign Assisted/Foreign Grants Fund)

Main data table with columns: No., Allotments/Sub-Allotments Reference, Funding Source, UACS CODE, PS, MOOE, FinEx, CD, Sub-Total, Sub-Allotments to ROs/OUs (PB, MOOE, FinEx, CO), Total, and Total Allotments/Net of Sub-allocments (PS, MOOE, FinEx, CO, Total). Rows 1-51 list specific budget items and their values.

This report was generated using the Unified Reporting System on January 28, 2025 10:16 AM. Status : SUBMITTED

AGING OF UNPAID OBLIGATIONS
As at December 31, 2024

Department : Department of the Interior and Local Government (DILG)
 Agency/Entity : Office of the Secretary
 Operating Unit : Regional Office - XI
 Organization Code (UACS) : 14 001 0300011
 Fund Cluster : 01 - Regular Agency Fund

(e.g. UACS Fund Cluster: 01-Regular Agency Fund, 02-Foreign Assisted Projects Fund, 03-Special Account-Locally Funded/Domestic Grants Fund, 04-Special Account-Foreign Assisted/Foreign Grants Fund, 05-Internally Generated Funds, 06-Business Related Funds and 07-Trust Receipts)

Name of Creditors	Obligation Request and Status			AGING OF UNPAID OBLIGATIONS							Remarks
	Number	Date	Amount	Amount	90 days & below	91 to 180 days	181 to 270 days	271 to 365/366 days	More than 1 year but less than 2 years	More than 2 years	
1	2	3	4	5=(6+7+8+9+10+11)	6	7	8	9	10	11	12
A. Due and Demandable Obligations(Accounts Payable)*			19,589,554.84	19,589,554.84	12,296,181.65	3,848,546.00	14,820.00	3,430,007.19	0.00	0.00	
A.1 Current Year's Appropriations			19,457,654.84	19,457,654.84	12,178,181.65	3,848,546.00	920.00	3,430,007.19	0.00	0.00	
Personnel Services			853,496.00	853,496.00	853,496.00	0.00	0.00	0.00	0.00	0.00	
AÑORA, LEA A.	01-01101101-2024-12-002522	2024-12-13	10,315.05	10,315.05	10,315.05	0.00	0.00	0.00	0.00	0.00	
APILAN, CECILE DIAMANTE	01-01101101-2024-12-002571	2024-12-14	10,412.00	10,412.00	10,412.00	0.00	0.00	0.00	0.00	0.00	
BALANA, YOLANDA A.	01-01101101-2024-12-002572	2024-12-14	48,834.00	48,834.00	48,834.00	0.00	0.00	0.00	0.00	0.00	
CAÑADA, JOHN MICHAEL	01-01101101-2024-12-002570	2024-12-14	18,209.00	18,209.00	18,209.00	0.00	0.00	0.00	0.00	0.00	
CONSENCINO, NELSON A.	01-01101101-2024-12-002681	2024-12-27	18,445.00	18,445.00	18,445.00	0.00	0.00	0.00	0.00	0.00	
DILG DAVAO CITY	01-01101101-2024-12-002684	2024-12-27	1,153.60	1,153.60	1,153.60	0.00	0.00	0.00	0.00	0.00	
DILG DAVAO DEL NORTE	01-01101101-2024-12-002678	2024-12-27	2,691.70	2,691.70	2,691.70	0.00	0.00	0.00	0.00	0.00	
DILG DAVAO DEL NORTE	01-01101101-2024-12-002682	2024-12-27	846.75	846.75	846.75	0.00	0.00	0.00	0.00	0.00	
DILG DAVAO ORIENTAL	01-01101101-2024-12-002677	2024-12-27	2,170.90	2,170.90	2,170.90	0.00	0.00	0.00	0.00	0.00	
LANDBANK OF THE PHILIPPINES	01-01101101-2024-12-002464	2024-12-11	702,000.00	702,000.00	702,000.00	0.00	0.00	0.00	0.00	0.00	
YANGZON, RESSA MAE O.	01-01101101-2024-12-002573	2024-12-14	38,418.00	38,418.00	38,418.00	0.00	0.00	0.00	0.00	0.00	
Maintenance and Other Operating Expenses			14,020,070.52	14,020,070.52	11,324,685.65	2,503,550.00	920.00	190,914.87	0.00	0.00	
ACCION, JOEL JR M	02-01101101-2024-12-002472	2024-12-12	36,723.61	36,723.61	36,723.61	0.00	0.00	0.00	0.00	0.00	
ACCION, JOEL JR M	02-01101101-2024-12-002679	2024-12-27	7,000.00	7,000.00	7,000.00	0.00	0.00	0.00	0.00	0.00	
ALFORQUE, CHARISSE KAYE B	02-01101101-2024-12-002528	2024-12-13	500.00	500.00	500.00	0.00	0.00	0.00	0.00	0.00	
ALLTEK ENGINEERING AND INDUSTRIAL SUPPLIES	02-01101101-2024-12-002429	2024-12-09	45,600.00	45,600.00	45,600.00	0.00	0.00	0.00	0.00	0.00	
ARLEU MAINTENANCE AND ALLIED SERVICES	02-01101101-2024-01-000012	2024-01-12	75,018.87	75,018.87	0.00	0.00	0.00	75,018.87	0.00	0.00	
ASR COMPUTER TRADING AND SERVICES	02-01101101-2024-08-001321	2024-08-01	505,600.00	505,600.00	0.00	505,600.00	0.00	0.00	0.00	0.00	
BETTER COMPONENTS INC	02-01101101-2024-11-002311	2024-11-25	49,400.00	49,400.00	49,400.00	0.00	0.00	0.00	0.00	0.00	
CABANILLA, ABIGAIL M.	02-01101101-2024-12-002629	2024-12-19	16,084.75	16,084.75	16,084.75	0.00	0.00	0.00	0.00	0.00	
DABAW PRINT DISTRIBUTORS, INC.	02-01101101-2024-12-002608	2024-12-18	2,430.00	2,430.00	2,430.00	0.00	0.00	0.00	0.00	0.00	
DAV7 GENERAL CONSTRUCTION AND SUPPLY CORPORATION	02-01101101-2024-12-002365	2024-12-03	69,863.57	69,863.57	69,863.57	0.00	0.00	0.00	0.00	0.00	
DAVAO CITY WATER DISTRICT	02-01101101-2024-12-002609	2024-12-18	25,624.80	25,624.80	25,624.80	0.00	0.00	0.00	0.00	0.00	
DAVAO EXCEL VENTURES CORPORATION	02-01101101-2024-10-001933	2024-10-09	33,000.00	33,000.00	33,000.00	0.00	0.00	0.00	0.00	0.00	
DAVAO EXCEL VENTURES CORPORATION	02-01101101-2024-11-002185	2024-11-12	133,300.00	133,300.00	133,300.00	0.00	0.00	0.00	0.00	0.00	
DAVAO EXCEL VENTURES CORPORATION	02-01101101-2024-11-002312	2024-11-25	12,800.00	12,800.00	12,800.00	0.00	0.00	0.00	0.00	0.00	
DAVAO EXCEL VENTURES CORPORATION	02-01101101-2024-11-002321	2024-11-27	186,000.00	186,000.00	186,000.00	0.00	0.00	0.00	0.00	0.00	
DAVAO EXCEL VENTURES CORPORATION	02-01101101-2024-11-002331	2024-11-27	32,300.00	32,300.00	32,300.00	0.00	0.00	0.00	0.00	0.00	
DAVAO MARK ENTERPRISES, INC.	02-01101101-2024-11-002268	2024-11-14	12,146.00	12,146.00	12,146.00	0.00	0.00	0.00	0.00	0.00	
DAVAO MARK ENTERPRISES, INC.	02-01101101-2024-11-002270	2024-11-21	37,916.00	37,916.00	37,916.00	0.00	0.00	0.00	0.00	0.00	
DAVAO MARK ENTERPRISES, INC.	02-01101101-2024-11-002298	2024-11-25	380.00	380.00	380.00	0.00	0.00	0.00	0.00	0.00	
DAVAO MARK ENTERPRISES, INC.	02-01101101-2024-12-002442	2024-12-10	23,100.00	23,100.00	23,100.00	0.00	0.00	0.00	0.00	0.00	
DAVAO MARK ENTERPRISES, INC.	02-01101101-2024-12-002518	2024-12-13	9,364.00	9,364.00	9,364.00	0.00	0.00	0.00	0.00	0.00	

Department : Department of the Interior and Local Government (DILG)
 Agency/Entity : Office of the Secretary
 Operating Unit : Regional Office - XI
 Organization Code (UACS) : 14 001 0300011
 Fund Cluster : 01 - Regular Agency Fund

(e.g. UACS Fund Cluster: 01-Regular Agency Fund, 02-Foreign Assisted Projects Fund, 03-Special Account-Locally Funded/Domestic Grants Fund, 04-Special Account-Foreign Assisted/Foreign Grants Fund, 05-Internally Generated Funds, 06-Business Related Funds and 07-Trust Receipts)

Name of Creditors	Obligation Request and Status			AGING OF UNPAID OBLIGATIONS							Remarks	
	Number	Date	Amount	Amount	90 days & below	91 to 180 days	181 to 270 days	271 to 365/366 days	More than 1 year but less than 2 years	More than 2 years		
	1	2	3	4	5=(6+7+8+9+10+11)	6	7	8	9	10		11
DAVAO ORIENTAL STATE UNIVERSITY	02-01101101-2024-12-002475	2024-12-12	165,000.00	165,000.00	165,000.00	0.00	0.00	0.00	0.00	0.00	0.00	
DAVAO TOURIST TRANSPORT SERVICE COOPERATIVE	02-01101101-2024-10-001965	2024-10-11	5,500.00	5,500.00	5,500.00	0.00	0.00	0.00	0.00	0.00	0.00	
DAVAO TOURIST TRANSPORT SERVICE COOPERATIVE	02-01101101-2024-10-002102	2024-10-31	28,750.00	28,750.00	28,750.00	0.00	0.00	0.00	0.00	0.00	0.00	
DCTECH MICRO SERVICES, INC.	02-01101101-2024-10-001810	2024-10-01	183,300.00	183,300.00	0.00	183,300.00	0.00	0.00	0.00	0.00	0.00	
DILG DAVAO DEL SUR	02-01101101-2024-12-002673	2024-12-26	896,000.00	896,000.00	896,000.00	0.00	0.00	0.00	0.00	0.00	0.00	
DILG XI EMPC	02-01101101-2024-11-002440	2024-12-09	6,000.00	6,000.00	6,000.00	0.00	0.00	0.00	0.00	0.00	0.00	
ESPINA, KENTH JAMES B.	02-01101101-2024-12-002474	2024-12-12	3,848.00	3,848.00	3,848.00	0.00	0.00	0.00	0.00	0.00	0.00	
FRANCO MIGUELS PLACE	02-01101101-2024-11-002322	2024-11-27	9,996.00	9,996.00	9,996.00	0.00	0.00	0.00	0.00	0.00	0.00	
FRANCO MIGUELS PLACE	02-01101101-2024-11-002405	2024-12-04	30,000.00	30,000.00	30,000.00	0.00	0.00	0.00	0.00	0.00	0.00	
FRIO COOLING XPERTS ENGINEERING SERVICES	02-01101101-2024-12-002470	2024-12-12	9,000.00	9,000.00	9,000.00	0.00	0.00	0.00	0.00	0.00	0.00	
GULANES, APRILLE B.	02-01101101-2024-12-002512	2024-12-13	7,982.92	7,982.92	7,982.92	0.00	0.00	0.00	0.00	0.00	0.00	
HANA GRAFIX PRINTING SERVICES	02-01101101-2024-10-002100	2024-10-30	6,000.00	6,000.00	6,000.00	0.00	0.00	0.00	0.00	0.00	0.00	
IBANEZ, DANILO JR	02-01101101-2024-12-002473	2024-12-12	3,284.83	3,284.83	3,284.83	0.00	0.00	0.00	0.00	0.00	0.00	
INNOVE COMM. INC./ GLOBE BROADBAND	02-01101101-2024-12-002613	2024-12-18	4,499.00	4,499.00	4,499.00	0.00	0.00	0.00	0.00	0.00	0.00	
JASMIN RAY MACASINDIL	02-01101101-2024-12-002526	2024-12-13	9,581.78	9,581.78	9,581.78	0.00	0.00	0.00	0.00	0.00	0.00	
JB MUSIC AND SPORTS	02-01101101-2024-11-002406	2024-12-04	35,400.00	35,400.00	35,400.00	0.00	0.00	0.00	0.00	0.00	0.00	
JESSICA ITIL	02-01101101-2024-06-001080	2024-06-26	920.00	920.00	0.00	0.00	920.00	0.00	0.00	0.00	0.00	
LANDBANK OF THE PHILIPPINES	02-01101101-2024-12-002584	2024-12-18	53,889.00	53,889.00	53,889.00	0.00	0.00	0.00	0.00	0.00	0.00	
LAND BANK OF THE PHILIPPINES (CM RECTO)	02-01101101-2024-12-002492	2024-12-12	45,500.59	45,500.59	45,500.59	0.00	0.00	0.00	0.00	0.00	0.00	
LAND BANK OF THE PHILIPPINES (CM RECTO)	02-01101101-2024-12-002514	2024-12-13	303,360.46	303,360.46	303,360.46	0.00	0.00	0.00	0.00	0.00	0.00	
LAND BANK OF THE PHILIPPINES (CM RECTO)	02-01101101-2024-12-002676	2024-12-27	23,000.00	23,000.00	23,000.00	0.00	0.00	0.00	0.00	0.00	0.00	
LAND BANK OF THE PHILIPPINES (CM RECTO)	02-01101201-2024-12-002547	2024-12-13	23,088.00	23,088.00	23,088.00	0.00	0.00	0.00	0.00	0.00	0.00	
LIMOSNERO, JEANRIZ H.	02-01101101-2024-12-002501	2024-12-12	10,590.68	10,590.68	10,590.68	0.00	0.00	0.00	0.00	0.00	0.00	
LOCAL GOVERNMENT OF STA. CRUZ	02-01101101-2024-12-002670	2024-12-23	1,153,000.00	1,153,000.00	1,153,000.00	0.00	0.00	0.00	0.00	0.00	0.00	
LOCAL GOVERNMENT UNIT OF PANTUKAN	02-01101101-2024-12-002669	2024-12-23	1,153,000.00	1,153,000.00	1,153,000.00	0.00	0.00	0.00	0.00	0.00	0.00	
LUI ENTERPRISES, INC.	02-01101101-2024-12-002465	2024-12-11	7,800.00	7,800.00	7,800.00	0.00	0.00	0.00	0.00	0.00	0.00	
LUI ENTERPRISES, INC.	02-01101101-2024-12-002519	2024-12-13	5,980.00	5,980.00	5,980.00	0.00	0.00	0.00	0.00	0.00	0.00	
MANUEL GUIANGA AND SIRIB GROWERS AND EMPLOYEES MULTI PURPOSE COOP.(MAGSIGE MPC)	02-01101101-2024-11-002271	2024-11-21	52,000.00	52,000.00	52,000.00	0.00	0.00	0.00	0.00	0.00	0.00	
MBBT IMPRESSIONS PRINTS	02-01101101-2024-12-002363	2024-12-02	1,470.00	1,470.00	1,470.00	0.00	0.00	0.00	0.00	0.00	0.00	
MILLENNIAL TECH COMPUTER AND OFFICE SUPPLIES	02-01101101-2024-08-001496	2024-08-19	386,600.00	386,600.00	0.00	386,600.00	0.00	0.00	0.00	0.00	0.00	
MINDNET DESKTOP PUBLISHING AND PRINTING SERVICES	02-01101101-2024-12-002362	2024-12-02	29,342.00	29,342.00	29,342.00	0.00	0.00	0.00	0.00	0.00	0.00	
MUNICIPALITY OF MALITA TRUST FUND	02-01101101-2024-12-002559	2024-12-14	1,153,000.00	1,153,000.00	1,153,000.00	0.00	0.00	0.00	0.00	0.00	0.00	
NANCA, CHERRY MAE P.	02-01101101-2024-12-002502	2024-12-12	7,288.82	7,288.82	7,288.82	0.00	0.00	0.00	0.00	0.00	0.00	
PAMINTUAN ENTERPRISES DAVAO INC./APO VIEW HOTEL	02-01101101-2024-07-001196	2024-07-15	424,200.00	424,200.00	0.00	424,200.00	0.00	0.00	0.00	0.00	0.00	
PAMINTUAN ENTERPRISES DAVAO INC./APO VIEW HOTEL	02-01101101-2024-08-001460	2024-08-13	39,200.00	39,200.00	0.00	39,200.00	0.00	0.00	0.00	0.00	0.00	
PAMINTUAN ENTERPRISES DAVAO INC./APO VIEW HOTEL	02-01101101-2024-08-001479	2024-08-15	219,550.00	219,550.00	0.00	219,550.00	0.00	0.00	0.00	0.00	0.00	
PAMINTUAN ENTERPRISES DAVAO INC./APO VIEW HOTEL	02-01101101-2024-09-001626	2024-09-05	25,600.00	25,600.00	0.00	25,600.00	0.00	0.00	0.00	0.00	0.00	

Department : Department of the Interior and Local Government (DILG)
 Agency/Entity : Office of the Secretary
 Operating Unit : Regional Office - XI
 Organization Code (UACS) : 14 001 0300011
 Fund Cluster : 01 - Regular Agency Fund

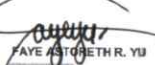
(e.g. UACS Fund Cluster: 01-Regular Agency Fund, 02-Foreign Assisted Projects Fund, 03-Special Account-Locally Funded/Domestic Grants Fund, 04-Special Account-Foreign Assisted/Foreign Grants Fund, 05-Internally Generated Funds, 06-Business Related Funds and 07-Trust Receipts)


Name of Creditors	Obligation Request and Status			AGING OF UNPAID OBLIGATIONS							Remarks	
	Number	Date	Amount	Amount	90 days & below	91 to 180 days	181 to 270 days	271 to 365/366 days	More than 1 year but less than 2 years	More than 2 years		
	1	2	3	4	5=(6+7+8+9+10+11)	6	7	8	9	10		11
PAMINTUAN ENTERPRISES DAVAO INC./APO VIEW HOTEL	02-01101101-2024-09-001627	2024-09-05	49,300.00	49,300.00	0.00	49,300.00	0.00	0.00	0.00	0.00	0.00	0.00
PAMINTUAN ENTERPRISES DAVAO INC./APO VIEW HOTEL	02-01101101-2024-09-001792	2024-09-24	318,600.00	318,600.00	0.00	318,600.00	0.00	0.00	0.00	0.00	0.00	0.00
PAMINTUAN ENTERPRISES DAVAO INC./APO VIEW HOTEL	02-01101101-2024-10-001814	2024-10-01	160,000.00	160,000.00	0.00	160,000.00	0.00	0.00	0.00	0.00	0.00	0.00
PAMINTUAN ENTERPRISES DAVAO INC./APO VIEW HOTEL	02-01101101-2024-10-002029	2024-10-21	212,000.00	212,000.00	212,000.00	0.00	0.00	0.00	0.00	0.00	0.00	0.00
PAMINTUAN ENTERPRISES DAVAO INC./APO VIEW HOTEL	02-01101101-2024-10-002031	2024-10-22	36,000.00	36,000.00	36,000.00	0.00	0.00	0.00	0.00	0.00	0.00	0.00
PAMINTUAN ENTERPRISES DAVAO INC./APO VIEW HOTEL	02-01101101-2024-10-002073	2024-10-25	112,500.00	112,500.00	112,500.00	0.00	0.00	0.00	0.00	0.00	0.00	0.00
PAMINTUAN ENTERPRISES DAVAO INC./APO VIEW HOTEL	02-01101101-2024-11-002179	2024-11-11	49,300.00	49,300.00	49,300.00	0.00	0.00	0.00	0.00	0.00	0.00	0.00
PAMINTUAN ENTERPRISES DAVAO INC./APO VIEW HOTEL	02-01101101-2024-11-002210	2024-11-14	14,800.00	14,800.00	14,800.00	0.00	0.00	0.00	0.00	0.00	0.00	0.00
PAMINTUAN ENTERPRISES DAVAO INC./APO VIEW HOTEL	02-01101101-2024-11-002320	2024-11-27	99,200.00	99,200.00	99,200.00	0.00	0.00	0.00	0.00	0.00	0.00	0.00
PAMINTUAN ENTERPRISES DAVAO INC./APO VIEW HOTEL	02-01101101-2024-12-002361	2024-12-02	65,800.00	65,800.00	65,800.00	0.00	0.00	0.00	0.00	0.00	0.00	0.00
PAMINTUAN ENTERPRISES DAVAO INC./APO VIEW HOTEL	02-01101101-2024-12-002549	2024-12-14	102,700.00	102,700.00	102,700.00	0.00	0.00	0.00	0.00	0.00	0.00	0.00
PENYAJAGUN UNLIMITED TECHNOLOGIES, INC.	06-01101101-2024-11-002341	2024-11-30	47,180.00	47,180.00	47,180.00	0.00	0.00	0.00	0.00	0.00	0.00	0.00
PHILGUARD SECURITY SERVICES INC	02-01101101-2024-01-000005	2024-01-08	115,896.00	115,896.00	0.00	0.00	0.00	115,896.00	0.00	0.00	0.00	0.00
PHILIPPINE DUPLICATORS, INC.	02-01101101-2024-12-002493	2024-12-12	3,700.00	3,700.00	3,700.00	0.00	0.00	0.00	0.00	0.00	0.00	0.00
PLDT, INC.	02-01101101-2024-12-002601	2024-12-18	1,427.36	1,427.36	1,427.36	0.00	0.00	0.00	0.00	0.00	0.00	0.00
PLDT, INC.	02-01101101-2024-12-002602	2024-12-18	1,048.78	1,048.78	1,048.78	0.00	0.00	0.00	0.00	0.00	0.00	0.00
PLDT, INC.	02-01101101-2024-12-002603	2024-12-18	1,800.00	1,800.00	1,800.00	0.00	0.00	0.00	0.00	0.00	0.00	0.00
PLDT, INC.	02-01101101-2024-12-002604	2024-12-18	1,400.00	1,400.00	1,400.00	0.00	0.00	0.00	0.00	0.00	0.00	0.00
PLDT, INC.	02-01101101-2024-12-002605	2024-12-18	1,600.00	1,600.00	1,600.00	0.00	0.00	0.00	0.00	0.00	0.00	0.00
PLDT, INC.	02-01101101-2024-12-002606	2024-12-18	1,500.00	1,500.00	1,500.00	0.00	0.00	0.00	0.00	0.00	0.00	0.00
PLDT, INC.	02-01101101-2024-12-002607	2024-12-18	8,400.00	8,400.00	8,400.00	0.00	0.00	0.00	0.00	0.00	0.00	0.00
PN NINTE METAL AWARD PRODUCTS	02-01101101-2024-11-002441	2024-12-09	5,000.00	5,000.00	5,000.00	0.00	0.00	0.00	0.00	0.00	0.00	0.00
POWER-UP TIRES, BATTERY & AUTO SUPPLY CORPORATION	02-01101101-2024-12-002458	2024-12-10	9,700.00	9,700.00	9,700.00	0.00	0.00	0.00	0.00	0.00	0.00	0.00
PROVINCIAL GOVERNMENT OF DAVAO DEL SUR	02-01101101-2024-12-002611	2024-12-18	3,000,000.00	3,000,000.00	3,000,000.00	0.00	0.00	0.00	0.00	0.00	0.00	0.00
R.O. TESORO AND SONS INCORPORATED	02-01101101-2024-12-002366	2024-12-03	313,117.50	313,117.50	313,117.50	0.00	0.00	0.00	0.00	0.00	0.00	0.00
RAQUEL, WILSON S	02-01101101-2024-12-002632	2024-12-20	23,461.38	23,461.38	23,461.38	0.00	0.00	0.00	0.00	0.00	0.00	0.00
RAQUEL, WILSON S	02-01101101-2024-12-002680	2024-12-27	7,000.00	7,000.00	7,000.00	0.00	0.00	0.00	0.00	0.00	0.00	0.00
RICHARD Q. MUAÑA	02-01101101-2024-12-002583	2024-12-18	19,827.71	19,827.71	19,827.71	0.00	0.00	0.00	0.00	0.00	0.00	0.00
RJS- CALINAN SHELL STATION	02-01101101-2024-12-002515	2024-12-13	50,522.82	50,522.82	50,522.82	0.00	0.00	0.00	0.00	0.00	0.00	0.00
RJS- CALINAN SHELL STATION	02-01101101-2024-12-002516	2024-12-13	40,309.32	40,309.32	40,309.32	0.00	0.00	0.00	0.00	0.00	0.00	0.00
RJS- CALINAN SHELL STATION	02-01101101-2024-12-002517	2024-12-13	22,092.05	22,092.05	22,092.05	0.00	0.00	0.00	0.00	0.00	0.00	0.00
RJS- CALINAN SHELL STATION	02-01101101-2024-12-002542	2024-12-13	6,590.22	6,590.22	6,590.22	0.00	0.00	0.00	0.00	0.00	0.00	0.00
RJS- CALINAN SHELL STATION	02-01101101-2024-12-002543	2024-12-13	2,058.02	2,058.02	2,058.02	0.00	0.00	0.00	0.00	0.00	0.00	0.00
RJS- CALINAN SHELL STATION	02-01101101-2024-12-002619	2024-12-19	70,000.00	70,000.00	70,000.00	0.00	0.00	0.00	0.00	0.00	0.00	0.00
ROBELYN CRAFT SHOP	02-01101101-2024-12-002360	2024-12-02	61,200.00	61,200.00	61,200.00	0.00	0.00	0.00	0.00	0.00	0.00	0.00
ROBELYN CRAFT SHOP	02-01101101-2024-12-002494	2024-12-12	49,725.00	49,725.00	49,725.00	0.00	0.00	0.00	0.00	0.00	0.00	0.00
SHANTAL T. GERODIAS	02-01101101-2024-12-002513	2024-12-13	12,540.68	12,540.68	12,540.68	0.00	0.00	0.00	0.00	0.00	0.00	0.00
SM PRIME HOLDINGS INC (PARK INN BY RADISSON DAVAO)	02-01101101-2024-09-001736	2024-09-17	191,600.00	191,600.00	0.00	191,600.00	0.00	0.00	0.00	0.00	0.00	0.00


Department : Department of the Interior and Local Government (DILG)
 Agency/Entity : Office of the Secretary
 Operating Unit : Regional Office - XI
 Organization Code (UACS) : 14 001 0300011
 Fund Cluster : 01 - Regular Agency Fund


(e.g. UACS Fund Cluster: 01-Regular Agency Fund, 02-Foreign Assisted Projects Fund, 03-Special Account-Locally Funded/Domestic Grants Fund, 04-Special Account-Foreign Assisted/Foreign Grants Fund, 05-Internally Generated Funds, 06-Business Related Funds and 07-Trust Receipts)

Name of Creditors	Obligation Request and Status			AGING OF UNPAID OBLIGATIONS							Remarks	
	Number	Date	Amount	Amount	90 days & below	91 to 180 days	181 to 270 days	271 to 365/366 days	More than 1 year but less than 2 years	More than 2 years		
	1	2	3	4	5=(6+7+8+9+10+11)	6	7	8	9	10		11
SOTOGRADE DAVAO HOTEL INC.	02-01101101-2024-11-002268	2024-11-21	85,000.00	85,000.00	85,000.00	0.00	0.00	0.00	0.00	0.00	0.00	
SOTOGRADE DAVAO HOTEL INC.	02-01101101-2024-11-002269	2024-11-21	164,200.00	164,200.00	164,200.00	0.00	0.00	0.00	0.00	0.00	0.00	
SOTOGRADE DAVAO HOTEL INC.	02-01101101-2024-11-002289	2024-11-22	595,900.00	595,900.00	595,900.00	0.00	0.00	0.00	0.00	0.00	0.00	
WIND AND WAVES BEACH RESORT	02-01101101-2024-12-002382	2024-12-03	49,400.00	49,400.00	49,400.00	0.00	0.00	0.00	0.00	0.00	0.00	
Capital Outlays			4,584,088.32	4,584,088.32	0.00	1,344,996.00	0.00	3,239,092.32	0.00	0.00	0.00	
LEGACY CONSTRUCTION CORPORATION	06-01101101-2024-02-000172	2024-02-19	3,239,092.32	3,239,092.32	0.00	0.00	0.00	3,239,092.32	0.00	0.00	0.00	
MILLENIAL TECH COMPUTER AND OFFICE SUPPLIES	06-01101101-2024-07-001277	2024-07-25	1,243,000.00	1,243,000.00	0.00	1,243,000.00	0.00	0.00	0.00	0.00	0.00	
MILLENIAL TECH COMPUTER AND OFFICE SUPPLIES	06-01101101-2024-08-001493	2024-08-19	101,996.00	101,996.00	0.00	101,996.00	0.00	0.00	0.00	0.00	0.00	
Sub-total			19,457,654.84	19,457,654.84	12,178,181.65	3,848,546.00	920.00	3,430,007.19	0.00	0.00	0.00	
A.2 Prior Years' Appropriations			131,900.00	131,900.00	118,000.00	0.00	13,900.00	0.00	0.00	0.00	0.00	
Maintenance and Other Operating Expenses			131,900.00	131,900.00	118,000.00	0.00	13,900.00	0.00	0.00	0.00	0.00	
DILG DAVAO DEL NORTE	02-01102256-2024-12-002688	2024-12-27	34,000.00	34,000.00	34,000.00	0.00	0.00	0.00	0.00	0.00	0.00	
DILG DAVAO DEL NORTE	02-01102256-2024-12-002689	2024-12-27	24,000.00	24,000.00	24,000.00	0.00	0.00	0.00	0.00	0.00	0.00	
DILG DAVAO DEL SUR	02-01102256-2024-12-002686	2024-12-27	24,000.00	24,000.00	24,000.00	0.00	0.00	0.00	0.00	0.00	0.00	
DILG DAVAO DEL SUR	02-01102256-2024-12-002687	2024-12-27	12,000.00	12,000.00	12,000.00	0.00	0.00	0.00	0.00	0.00	0.00	
DILG DAVAO ORIENTAL	02-01102256-2024-12-002690	2024-12-27	24,000.00	24,000.00	24,000.00	0.00	0.00	0.00	0.00	0.00	0.00	
PAMINTUAN ENTERPRISES DAVAO INC./APO VIEW HOTEL	02-01102101-2024-06-001085	2024-06-27	13,900.00	13,900.00	0.00	0.00	13,900.00	0.00	0.00	0.00	0.00	
Sub-total			131,900.00	131,900.00	118,000.00	0.00	13,900.00	0.00	0.00	0.00	0.00	
Total			19,589,554.84	19,589,554.84	12,296,181.65	3,848,546.00	14,820.00	3,430,007.19	0.00	0.00	0.00	
B. Not Yet Due and Demandable Obligations*			8,369,524.36	8,369,524.36	2,285,466.96	0.00	0.00	6,084,057.40	0.00	0.00	0.00	
B.1 Current Year's Appropriations			8,369,524.36	8,369,524.36	2,285,466.96	0.00	0.00	6,084,057.40	0.00	0.00	0.00	
Capital Outlays			8,369,524.36	8,369,524.36	2,285,466.96	0.00	0.00	6,084,057.40	0.00	0.00	0.00	
AIMEK CONSTRUCTION AND SUPPLY CORP.	06-01101101-2024-12-002638	2024-12-20	485,164.30	485,164.30	485,164.30	0.00	0.00	0.00	0.00	0.00	0.00	
DAV7 GENERAL CONSTRUCTION AND SUPPLY CORPORATION	06-01101101-2024-12-002381	2024-12-03	1,614,086.39	1,614,086.39	1,614,086.39	0.00	0.00	0.00	0.00	0.00	0.00	
DAV7 GENERAL CONSTRUCTION AND SUPPLY CORPORATION	06-01101101-2024-12-002875	2024-12-27	186,216.27	186,216.27	186,216.27	0.00	0.00	0.00	0.00	0.00	0.00	
LEGACY CONSTRUCTION CORPORATION	06-01101101-2024-02-000172	2024-02-19	6,084,057.40	6,084,057.40	0.00	0.00	0.00	6,084,057.40	0.00	0.00	0.00	
Sub-total			8,369,524.36	8,369,524.36	2,285,466.96	0.00	0.00	6,084,057.40	0.00	0.00	0.00	
Total			8,369,524.36	8,369,524.36	2,285,466.96	0.00	0.00	6,084,057.40	0.00	0.00	0.00	
GRAND TOTAL			27,959,079.20	27,959,079.20	14,581,648.61	3,848,546.00	14,820.00	9,514,064.59	0.00	0.00	0.00	
Total Current Year Appropriations			27,827,179.20	27,827,179.20	14,463,648.61	3,848,546.00	920.00	9,514,064.59	0.00	0.00	0.00	
Total Prior Years' Appropriations			131,900.00	131,900.00	118,000.00	0.00	13,900.00	0.00	0.00	0.00	0.00	

Certified Correct:

 FAYE ASTORETH R. YU
 Budget Officer
 Date: January 28, 2025

Certified Correct:

 MA. TERESA S. BERDAN
 Regional Accountant
 Date: January 28, 2025

Recommending Approval By:

 CJME MARIE S. GRAVADOR
 Chief, FAD
 Date: January 28, 2025

Approved By:

 ABDULLAH Y. MATALAM
 Regional Director
 Date: January 28, 2025

MONTHLY REPORT OF DISBURSEMENTS
For the month of October 2024

Department: Department of the Interior and Local Government (DILG)
Agency/Entity: Office of the Secretary
Operating Unit: Regional Office - 30
Organization Code (UACS): 14 201 330011
Fund Cluster: 01 - Regular Agency Fund
(e.g. UACS Fund Cluster 01-Regular Agency Fund, 03-Foreign Assisted Projects Fund, 03-Special Account-Loosely Funded/Demestic Grants Fund, etc.)

Particulars	Current Year Budget					Prior Year's Budget					Current Year's Accounts Payable					Trust Liabilities					Grand Total		Remarks							
	PS	MOOE	FinEx	CO	TOTAL	PS	MOOE	FinEx	CO	Sub-Total	PS	MOOE	FinEx	CO	Sub-Total	TOTAL	SUB-TOTAL	PS	MOOE	FinEx	CO	TOTAL		PS	MOOE	FinEx	CO	TOTAL		
1	2	3	4	5	6=(2+3+4+5)	7	8	9	10	11=(7+8+9+10)	12	13	14	15	16=	17=(11+16)	18=(6+17)	19	20	21	22=(19+20+21)	23	24	25	26	27=(23+24+25+26)	28			
CASH DISBURSEMENTS	10,304,626.14	8,951,243.67	8.00	3,277,733.33	23,488,905.39	0.00	0.00	0.00	0.00	0.00	0.00	0.00	0.00	0.00	0.00	0.00	23,488,905.39	0.00	0.00	0.00	0.00	16,364,626.14	8,951,243.67	0.00	0.00	3,277,733.33	23,488,905.39			
Notice of Cash Allocation (NCA)	6,514,858.64	5,006,158.92	0.00	3,277,733.33	14,798,752.09	0.00	0.00	0.00	0.00	0.00	0.00	0.00	0.00	0.00	0.00	0.00	14,798,752.09	0.00	0.00	0.00	0.00	6,514,858.64	5,006,158.92	0.00	0.00	3,277,733.33	14,798,752.09			
MOS Checks Issued	0.00	2,531,692.36	0.00	3,277,733.33	5,808,755.71	0.00	0.00	0.00	0.00	0.00	0.00	0.00	0.00	0.00	0.00	0.00	5,808,755.71	0.00	0.00	0.00	0.00	0.00	2,531,692.36	0.00	0.00	3,277,733.33	5,808,755.71			
Advice to Debit Account	6,514,858.64	2,498,136.54	0.00	0.00	8,998,796.36	0.00	0.00	0.00	0.00	0.00	0.00	0.00	0.00	0.00	0.00	0.00	8,998,796.36	0.00	0.00	0.00	0.00	6,514,858.64	2,498,136.54	0.00	0.00	0.00	8,998,796.36			
Notice of Transfer of Allocations (NTA)	3,843,955.30	4,851,087.00	0.00	0.00	8,698,253.30	0.00	0.00	0.00	0.00	0.00	0.00	0.00	0.00	0.00	0.00	0.00	8,698,253.30	0.00	0.00	0.00	0.00	3,843,955.30	4,851,087.00	0.00	0.00	0.00	8,698,253.30			
MOS Checks Issued	11,988.01	46,371.00	0.00	0.00	58,459.01	0.00	0.00	0.00	0.00	0.00	0.00	0.00	0.00	0.00	0.00	0.00	58,459.01	0.00	0.00	0.00	0.00	11,988.01	46,371.00	0.00	0.00	0.00	58,459.01			
Advice to Debit Account	3,834,077.28	4,804,711.00	0.00	0.00	8,638,788.28	0.00	0.00	0.00	0.00	0.00	0.00	0.00	0.00	0.00	0.00	0.00	8,638,788.28	0.00	0.00	0.00	0.00	3,834,077.28	4,804,711.00	0.00	0.00	0.00	8,638,788.28			
Working Fund for FAPs	0.00	0.00	0.00	0.00	0.00	0.00	0.00	0.00	0.00	0.00	0.00	0.00	0.00	0.00	0.00	0.00	0.00	0.00	0.00	0.00	0.00	0.00	0.00	0.00	0.00	0.00	0.00	0.00		
Cost Disbursement Voucher (CCV)	0.00	0.00	0.00	0.00	0.00	0.00	0.00	0.00	0.00	0.00	0.00	0.00	0.00	0.00	0.00	0.00	0.00	0.00	0.00	0.00	0.00	0.00	0.00	0.00	0.00	0.00	0.00	0.00	0.00	
TOTAL CASH DISBURSEMENTS	10,304,626.14	8,951,243.67	8.00	3,277,733.33	23,488,905.39	0.00	0.00	0.00	0.00	0.00	0.00	0.00	0.00	0.00	0.00	0.00	23,488,905.39	0.00	0.00	0.00	0.00	16,364,626.14	8,951,243.67	0.00	0.00	3,277,733.33	23,488,905.39			
NON-CASH DISBURSEMENTS	1,251,868.91	246,872.67	0.00	218,515.58	1,717,257.14	0.00	0.00	0.00	0.00	0.00	0.00	0.00	0.00	0.00	0.00	0.00	1,717,257.14	0.00	0.00	0.00	0.00	1,251,868.91	246,872.67	0.00	0.00	218,515.58	1,717,257.14			
Tax Resistance Advance Issued (TRA)	1,251,868.91	246,872.67	0.00	218,515.58	1,717,257.14	0.00	0.00	0.00	0.00	0.00	0.00	0.00	0.00	0.00	0.00	0.00	1,717,257.14	0.00	0.00	0.00	0.00	1,251,868.91	246,872.67	0.00	0.00	218,515.58	1,717,257.14			
Non-Cash Avulsion Authority (NCAA)	0.00	0.00	0.00	0.00	0.00	0.00	0.00	0.00	0.00	0.00	0.00	0.00	0.00	0.00	0.00	0.00	0.00	0.00	0.00	0.00	0.00	0.00	0.00	0.00	0.00	0.00	0.00	0.00	0.00	
Disbursements affected through outright deductions from claims (directly approved)	0.00	0.00	0.00	0.00	0.00	0.00	0.00	0.00	0.00	0.00	0.00	0.00	0.00	0.00	0.00	0.00	0.00	0.00	0.00	0.00	0.00	0.00	0.00	0.00	0.00	0.00	0.00	0.00	0.00	
Disbursements affected through outright deductions from claims (indirectly approved)	0.00	0.00	0.00	0.00	0.00	0.00	0.00	0.00	0.00	0.00	0.00	0.00	0.00	0.00	0.00	0.00	0.00	0.00	0.00	0.00	0.00	0.00	0.00	0.00	0.00	0.00	0.00	0.00	0.00	
Reimbursement for loss of government property	0.00	0.00	0.00	0.00	0.00	0.00	0.00	0.00	0.00	0.00	0.00	0.00	0.00	0.00	0.00	0.00	0.00	0.00	0.00	0.00	0.00	0.00	0.00	0.00	0.00	0.00	0.00	0.00	0.00	
Liquidated damages and similar claims	0.00	0.00	0.00	0.00	0.00	0.00	0.00	0.00	0.00	0.00	0.00	0.00	0.00	0.00	0.00	0.00	0.00	0.00	0.00	0.00	0.00	0.00	0.00	0.00	0.00	0.00	0.00	0.00	0.00	
Others (T/F, B/F, Documentary Stamp Tax, etc.)	0.00	0.00	0.00	0.00	0.00	0.00	0.00	0.00	0.00	0.00	0.00	0.00	0.00	0.00	0.00	0.00	0.00	0.00	0.00	0.00	0.00	0.00	0.00	0.00	0.00	0.00	0.00	0.00	0.00	
TOTAL NON-CASH DISBURSEMENTS	1,251,868.91	246,872.67	0.00	218,515.58	1,717,257.14	0.00	0.00	0.00	0.00	0.00	0.00	0.00	0.00	0.00	0.00	0.00	1,717,257.14	0.00	0.00	0.00	0.00	1,251,868.91	246,872.67	0.00	0.00	218,515.58	1,717,257.14			
GRAND TOTAL	11,556,495.05	9,198,116.34	8.00	3,496,248.91	25,206,162.53	0.00	0.00	0.00	0.00	0.00	0.00	0.00	0.00	0.00	0.00	0.00	25,206,162.53	0.00	0.00	0.00	0.00	17,616,495.05	9,198,116.34	0.00	0.00	3,496,248.91	25,206,162.53			

Particulars	Previous Report	This Month	As at Date
(1)	(2)	(3)	(4)
Total Disbursement Authorities Received	226,043,384.91	27,142,195.49	253,185,580.40
NCA	147,037,407.00	14,797,734.00	161,835,141.00
NTA	87,501,496.14	10,857,204.25	98,358,700.39
Working Fund	0.00	0.00	0.00
TRA	12,104,886.77	1,177,257.14	13,282,143.91
CCV	0.00	0.00	0.00
NCAA	0.00	0.00	0.00
Less: Notice of Transfer of Allocations (NTA) issued	0.00	0.00	0.00
Total Disbursement Authorities Available	226,043,384.91	27,142,195.49	253,185,580.40
Less:	0.00	0.00	0.00
Less: NCA	0.00	0.00	0.00
Disbursements	211,831,177.28	25,213,062.53	237,044,240.48
Less: Other Non-Cash Disbursements	0.00	0.00	0.00
Disbursements affected through outright deductions from claims	0.00	0.00	0.00
Overpayment of expenses (e.g. personnel benefits)	0.00	0.00	0.00
Reimbursement for loss of government property	0.00	0.00	0.00
Liquidated damages and similar claims	0.00	0.00	0.00
Others (e.g. T/F, B/F, Documentary Stamp Tax, etc.)	0.00	0.00	0.00
Adjustment (e.g. cancelled/voided checks)	0.00	0.00	0.00
Balance of Disbursement Authorities as at date	14,212,207.63	1,929,132.96	16,141,340.59
Total Disbursements Program	226,043,384.91	27,142,195.49	253,185,580.40
Less: Actual Disbursements	211,831,177.28	25,213,062.53	237,044,240.48
(Over)/Under spending	14,212,207.63	1,929,132.96	16,141,340.59

Certified Correct:

MARIA TERESA S. SORIANO
Chief Accountant
Date: 11/9/2024

Recommended for Approval:

ARIS MARIE S. GRAVADOR
FACD Chief
Date: 11/9/2024

Prepared by:

ARNEL M. MATALAM
Regional Director
Date: 11/9/2024

MONTHLY REPORT OF DISBURSEMENTS
For the month of October 2024

FAIR No. 4

Department : Department of the Interior and Local Government (DILG)
 Agency/Office : Office of the Secretary
 Operating Unit : Regional Office - XI
 Organization Code (OACG) : 14 001 030011
 Fund Cluster : 01 - Trust Receipts
 (e.g. OACG Fund Cluster: 01-Regular Agency Fund, 02-Foreign Assisted Projects Fund, 03-Special Account-Locally Funded/Domestic Grants Fund, etc.)

Particulars	Current Year Budget					Prior Year's Accounts Payable					Current Year's Accounts Payable					Trust Liabilities					Grand Total					Remarks					
	PS	MOOE	FluEx	CO	TOTAL	PS	MOOE	FluEx	CO	Sub-Total	PS	MOOE	FluEx	CO	Sub-Total	TOTAL	SUB-TOTAL	PS	MOOE	FluEx	CO	TOTAL	PS	MOOE	FluEx		CO	TOTAL			
1	2	3	4	5	6=(2+3+4+5)	7	8	9	10	11=(7+8+9+10)	12	13	14	15	16	17=(11+16)	18=(6+17)	19	20	21	22	23=(19+20+21)	24	25	26	27	28=(23+24+25+26)	29			
CASH DISBURSEMENTS	0.00	173,935.65	0.00	0.00	173,935.65	0.00	3,720.00	0.00	0.00	3,720.00	0.00	0.00	0.00	0.00	0.00	3,720.00	177,655.65	0.00	0.00	0.00	0.00	0.00	0.00	0.00	0.00	0.00	0.00	0.00	177,655.65		
Notice of Cash Allocation (NCA)	0.00	173,935.65	0.00	0.00	173,935.65	0.00	3,720.00	0.00	0.00	3,720.00	0.00	0.00	0.00	0.00	0.00	3,720.00	177,655.65	0.00	0.00	0.00	0.00	0.00	0.00	0.00	0.00	0.00	0.00	0.00	177,655.65		
MOS Checks Issued	0.00	0.00	0.00	0.00	0.00	0.00	0.00	0.00	0.00	0.00	0.00	0.00	0.00	0.00	0.00	0.00	0.00	0.00	0.00	0.00	0.00	0.00	0.00	0.00	0.00	0.00	0.00	0.00	0.00		
Notice of Transfer of Allocations (NTA)	0.00	173,935.65	0.00	0.00	173,935.65	0.00	3,720.00	0.00	0.00	3,720.00	0.00	0.00	0.00	0.00	0.00	3,720.00	177,655.65	0.00	0.00	0.00	0.00	0.00	0.00	0.00	0.00	0.00	0.00	0.00	0.00	177,655.65	
MOS Checks Issued	0.00	0.00	0.00	0.00	0.00	0.00	0.00	0.00	0.00	0.00	0.00	0.00	0.00	0.00	0.00	0.00	0.00	0.00	0.00	0.00	0.00	0.00	0.00	0.00	0.00	0.00	0.00	0.00	0.00	0.00	
Advice to Debit Account	0.00	0.00	0.00	0.00	0.00	0.00	0.00	0.00	0.00	0.00	0.00	0.00	0.00	0.00	0.00	0.00	0.00	0.00	0.00	0.00	0.00	0.00	0.00	0.00	0.00	0.00	0.00	0.00	0.00	0.00	
Working Fund for FA's	0.00	0.00	0.00	0.00	0.00	0.00	0.00	0.00	0.00	0.00	0.00	0.00	0.00	0.00	0.00	0.00	0.00	0.00	0.00	0.00	0.00	0.00	0.00	0.00	0.00	0.00	0.00	0.00	0.00	0.00	
Cash Disbursement Ceiling (CDC)	0.00	0.00	0.00	0.00	0.00	0.00	0.00	0.00	0.00	0.00	0.00	0.00	0.00	0.00	0.00	0.00	0.00	0.00	0.00	0.00	0.00	0.00	0.00	0.00	0.00	0.00	0.00	0.00	0.00	0.00	
TOTAL CASH DISBURSEMENTS	0.00	173,935.65	0.00	0.00	173,935.65	0.00	3,720.00	0.00	0.00	3,720.00	0.00	0.00	0.00	0.00	0.00	3,720.00	177,655.65	0.00	0.00	0.00	0.00	0.00	0.00	0.00	0.00	0.00	0.00	0.00	177,655.65		
NON-CASH DISBURSEMENTS	0.00	0.00	0.00	0.00	0.00	0.00	0.00	0.00	0.00	0.00	0.00	0.00	0.00	0.00	0.00	0.00	0.00	0.00	0.00	0.00	0.00	0.00	0.00	0.00	0.00	0.00	0.00	0.00	0.00	0.00	
Tax Remittance Advice Issued (TRA)	0.00	0.00	0.00	0.00	0.00	0.00	0.00	0.00	0.00	0.00	0.00	0.00	0.00	0.00	0.00	0.00	0.00	0.00	0.00	0.00	0.00	0.00	0.00	0.00	0.00	0.00	0.00	0.00	0.00	0.00	
Non-Cash Assessment Authority (NCAA)	0.00	0.00	0.00	0.00	0.00	0.00	0.00	0.00	0.00	0.00	0.00	0.00	0.00	0.00	0.00	0.00	0.00	0.00	0.00	0.00	0.00	0.00	0.00	0.00	0.00	0.00	0.00	0.00	0.00	0.00	
Disbursements effected through outright deductions from claims (disreg. avail...)	0.00	0.00	0.00	0.00	0.00	0.00	0.00	0.00	0.00	0.00	0.00	0.00	0.00	0.00	0.00	0.00	0.00	0.00	0.00	0.00	0.00	0.00	0.00	0.00	0.00	0.00	0.00	0.00	0.00	0.00	
Overpayment of expenses (e.g. personnel benefits)	0.00	0.00	0.00	0.00	0.00	0.00	0.00	0.00	0.00	0.00	0.00	0.00	0.00	0.00	0.00	0.00	0.00	0.00	0.00	0.00	0.00	0.00	0.00	0.00	0.00	0.00	0.00	0.00	0.00	0.00	
Restitution for loss of government property	0.00	0.00	0.00	0.00	0.00	0.00	0.00	0.00	0.00	0.00	0.00	0.00	0.00	0.00	0.00	0.00	0.00	0.00	0.00	0.00	0.00	0.00	0.00	0.00	0.00	0.00	0.00	0.00	0.00	0.00	
Liquidated damages and similar claims	0.00	0.00	0.00	0.00	0.00	0.00	0.00	0.00	0.00	0.00	0.00	0.00	0.00	0.00	0.00	0.00	0.00	0.00	0.00	0.00	0.00	0.00	0.00	0.00	0.00	0.00	0.00	0.00	0.00	0.00	
Others (e.g. TEF, STC, Data Bank, etc.)	0.00	0.00	0.00	0.00	0.00	0.00	0.00	0.00	0.00	0.00	0.00	0.00	0.00	0.00	0.00	0.00	0.00	0.00	0.00	0.00	0.00	0.00	0.00	0.00	0.00	0.00	0.00	0.00	0.00	0.00	
Additional Adjustments (e.g. unencumbered credits)	0.00	0.00	0.00	0.00	0.00	0.00	0.00	0.00	0.00	0.00	0.00	0.00	0.00	0.00	0.00	0.00	0.00	0.00	0.00	0.00	0.00	0.00	0.00	0.00	0.00	0.00	0.00	0.00	0.00	0.00	
TOTAL NON-CASH DISBURSEMENTS	0.00	0.00	0.00	0.00	0.00	0.00	0.00	0.00	0.00	0.00	0.00	0.00	0.00	0.00	0.00	0.00	0.00	0.00	0.00	0.00	0.00	0.00	0.00	0.00	0.00	0.00	0.00	0.00	0.00	0.00	
GRAND TOTAL	0.00	173,935.65	0.00	0.00	173,935.65	0.00	3,720.00	0.00	0.00	3,720.00	0.00	0.00	0.00	0.00	0.00	3,720.00	177,655.65	0.00	0.00	0.00	0.00	0.00	0.00	0.00	0.00	0.00	0.00	0.00	177,655.65		

Particulars	Previous Report	This Month	As at Date
(1)	(2)	(3)	(4)
Total Disbursement Authorities Received	1,762,006.00	3,508,006.00	5,270,000.00
NCA	1,762,006.00	3,508,006.00	5,270,000.00
NTA	0.00	0.00	0.00
Working Fund	0.00	0.00	0.00
TRA	0.00	0.00	0.00
CDC	0.00	0.00	0.00
NCAA	0.00	0.00	0.00
Less: Notice of Transfer of Allocations (NTA) issued	0.00	0.00	0.00
Total Disbursement Authorities Available	1,762,006.00	3,508,006.00	5,270,000.00
Less:	0.00	0.00	0.00
Less: NCA	0.00	0.00	0.00
Disbursements	1,208,808.00	1,775,056.00	1,394,464.55
Less: Other Non-Cash Disbursements	0.00	0.00	0.00
Disbursements effected through outright deductions from claims	0.00	0.00	0.00
Overpayment of expenses (e.g. personnel benefits)	0.00	0.00	0.00
Restitution for loss of government property	0.00	0.00	0.00
Liquidated damages and similar claims	0.00	0.00	0.00
Others (e.g. TEF, STC, Data Bank, etc.)	0.00	0.00	0.00
Additional Adjustments (e.g. unencumbered credits)	0.00	0.00	0.00
Balance of Disbursement Authorities as at date	545,191.20	3,022,344.36	3,875,235.35
Total Disbursements Program	1,208,808.00	1,775,056.00	1,394,464.55
Less: Actual Disbursements	1,208,808.00	1,775,056.00	1,394,464.55
(Over)/Under spending	545,191.20	3,022,344.36	3,875,235.35

Notes: * The use of NTA is discouraged
 Notes: ** Amounts should tally with the grand total disbursement (column 27).

Certified Correct:

 MARIA TERESA S. BERNAL
 Chief Accountant

Approved By:

 MALE MARIE S. GRANADOR
 FAO Chief

Approved By:

 ABDULAYE V. NATALAN
 General Director

MONTHLY REPORT OF DISBURSEMENTS
For the month of November 2024

Department : (Department of the Interior and Local Government (DILG))
Agency/Entity : (Office of the Secretary)
Operating Unit : (Regional Office - 3)
Organization Code (UACS) : (4 201 830011)
Fund Charter : (1 - Regular Agency Fund)
(e.g. UACS Fund Charter: 01-Regular Agency Fund, 02-Foreign Assisted Projects Fund, 03-Special Account-Locally Funded/Domestic Grants Fund, etc.)

Table with columns: Particulars, Current Year Budget (PS, MOOE, FinEx, CO, TOTAL), Prior Year's Accounts Payable (PS, MOOE, FinEx, CO, Sub-Total), Current Year's Accounts Payable (PS, MOOE, FinEx, CO, Sub-Total), TOTAL, SUB-TOTAL, Trust Liabilities (PS, MOOE, CO, TOTAL), Grand Total (PS, MOOE, FinEx, CO, TOTAL), Remarks.

SUMMARY

Table with columns: Particulars, Previous Report (2023), This Month (2024), As at Date (2024). Rows include Total Disbursement Authorities Received, NCA, NTA, Working Fund, TRA, CDC, NCA, Less: Notice of Transfer of Allocations (NTA) issued, Total Disbursement Authorities Available, Less: Actual Disbursements, Balance of Disbursement Authorities as at date, Total Disbursements Program, Less: Actual Disbursements, (Over)/Under spending.

Certified Correct: MARIA TERESA S. BERNARDO
Date: 12/7/2024
Certified Correct: MALE MARIE S. GRANADOR
Date: 12/7/2024

Prepared By: ARDIL LUIS M. MATALAM
Date: 12/7/2024

MONTHLY REPORT OF DISBURSEMENTS
For the month of November 2024

Department : Department of the Interior and Local Government (DILG)
Agency/Office : Office of the Secretary
Operating Unit : Regional Office - 3C
Organization Code (OACS) : 14 001 000011
Fund Character : 07 - Trust Receipts
B.I.3 OACS Fund Character 01-Regular Agency Fund, 02-Foreign Assisted Projects Fund, 03-Special Account/Losty Funds/Dewacle Grant Fund, etc.)

Particulars	Current Year Budget										Prior Year's Budget										Year To Date										
	MDOE		Funds		TOTAL		MDOE		Funds		TOTAL		MDOE		Funds		TOTAL		MDOE		Funds		TOTAL		MDOE		Funds		TOTAL		
	1	2	3	4	5	6	7	8	9	10	11	12	13	14	15	16	17	18	19	20	21	22	23	24	25	26	27	28	29	30	
CASH DISBURSEMENTS	1.00	291,989.90	9.00	3.00	291,989.90	6.00	0.00	0.00	1.00	0.00	0.00	0.00	0.00	0.00	0.00	0.00	0.00	0.00	0.00	0.00	0.00	0.00	0.00	0.00	0.00	0.00	0.00	0.00	0.00	0.00	0.00
Notice of Cash Advance (NCA)	1.00	291,989.90	9.00	3.00	291,989.90	6.00	0.00	0.00	1.00	0.00	0.00	0.00	0.00	0.00	0.00	0.00	0.00	0.00	0.00	0.00	0.00	0.00	0.00	0.00	0.00	0.00	0.00	0.00	0.00	0.00	0.00
MDS Credits Issued	1.00	40,150.00	9.00	3.00	40,150.00	6.00	0.00	0.00	1.00	0.00	0.00	0.00	0.00	0.00	0.00	0.00	0.00	0.00	0.00	0.00	0.00	0.00	0.00	0.00	0.00	0.00	0.00	0.00	0.00	0.00	0.00
Advance to Other Account	1.00	241,844.90	9.00	3.00	241,844.90	6.00	0.00	0.00	1.00	0.00	0.00	0.00	0.00	0.00	0.00	0.00	0.00	0.00	0.00	0.00	0.00	0.00	0.00	0.00	0.00	0.00	0.00	0.00	0.00	0.00	0.00
Notice of Transfer of Abolition (NTA)	1.00	0.00	0.00	0.00	0.00	0.00	0.00	0.00	1.00	0.00	0.00	0.00	0.00	0.00	0.00	0.00	0.00	0.00	0.00	0.00	0.00	0.00	0.00	0.00	0.00	0.00	0.00	0.00	0.00	0.00	0.00
MDS Credits Issued	1.00	0.00	0.00	0.00	0.00	0.00	0.00	0.00	1.00	0.00	0.00	0.00	0.00	0.00	0.00	0.00	0.00	0.00	0.00	0.00	0.00	0.00	0.00	0.00	0.00	0.00	0.00	0.00	0.00	0.00	0.00
Advance to Cash Account	1.00	0.00	0.00	0.00	0.00	0.00	0.00	0.00	1.00	0.00	0.00	0.00	0.00	0.00	0.00	0.00	0.00	0.00	0.00	0.00	0.00	0.00	0.00	0.00	0.00	0.00	0.00	0.00	0.00	0.00	0.00
Working Fund for FAAs	1.00	0.00	0.00	0.00	0.00	0.00	0.00	0.00	1.00	0.00	0.00	0.00	0.00	0.00	0.00	0.00	0.00	0.00	0.00	0.00	0.00	0.00	0.00	0.00	0.00	0.00	0.00	0.00	0.00	0.00	0.00
Loan Disbursement Ceiling (CDC)	1.00	0.00	0.00	0.00	0.00	0.00	0.00	0.00	1.00	0.00	0.00	0.00	0.00	0.00	0.00	0.00	0.00	0.00	0.00	0.00	0.00	0.00	0.00	0.00	0.00	0.00	0.00	0.00	0.00	0.00	0.00
TOTAL CASH DISBURSEMENTS	1.00	291,989.90	9.00	3.00	291,989.90	6.00	0.00	0.00	1.00	0.00	0.00	0.00	0.00	0.00	0.00	0.00	0.00	0.00	0.00	0.00	0.00	0.00	0.00	0.00	0.00	0.00	0.00	0.00	0.00	0.00	0.00
MDS-CASH DISBURSEMENTS	1.00	40,150.00	9.00	3.00	40,150.00	6.00	0.00	0.00	1.00	0.00	0.00	0.00	0.00	0.00	0.00	0.00	0.00	0.00	0.00	0.00	0.00	0.00	0.00	0.00	0.00	0.00	0.00	0.00	0.00	0.00	0.00
Tax Reimburse Advance Issues (TRAI)	1.00	0.00	0.00	0.00	0.00	0.00	0.00	0.00	1.00	0.00	0.00	0.00	0.00	0.00	0.00	0.00	0.00	0.00	0.00	0.00	0.00	0.00	0.00	0.00	0.00	0.00	0.00	0.00	0.00	0.00	0.00
Non-Cash Advances Authority (NCAA)	1.00	0.00	0.00	0.00	0.00	0.00	0.00	0.00	1.00	0.00	0.00	0.00	0.00	0.00	0.00	0.00	0.00	0.00	0.00	0.00	0.00	0.00	0.00	0.00	0.00	0.00	0.00	0.00	0.00	0.00	0.00
Disbursements effected through savings deductions from salaries (where applicable)	1.00	0.00	0.00	0.00	0.00	0.00	0.00	0.00	1.00	0.00	0.00	0.00	0.00	0.00	0.00	0.00	0.00	0.00	0.00	0.00	0.00	0.00	0.00	0.00	0.00	0.00	0.00	0.00	0.00	0.00	0.00
Disbursement of non-governmental property	1.00	0.00	0.00	0.00	0.00	0.00	0.00	0.00	1.00	0.00	0.00	0.00	0.00	0.00	0.00	0.00	0.00	0.00	0.00	0.00	0.00	0.00	0.00	0.00	0.00	0.00	0.00	0.00	0.00	0.00	0.00
Disbursement of non-governmental property	1.00	0.00	0.00	0.00	0.00	0.00	0.00	0.00	1.00	0.00	0.00	0.00	0.00	0.00	0.00	0.00	0.00	0.00	0.00	0.00	0.00	0.00	0.00	0.00	0.00	0.00	0.00	0.00	0.00	0.00	0.00
Localities charges and similar items (Other than 57% Deductible Welfare Tax, etc.)	1.00	0.00	0.00	0.00	0.00	0.00	0.00	0.00	1.00	0.00	0.00	0.00	0.00	0.00	0.00	0.00	0.00	0.00	0.00	0.00	0.00	0.00	0.00	0.00	0.00	0.00	0.00	0.00	0.00	0.00	0.00
TOTAL NON-CASH DISBURSEMENTS	1.00	0.00	0.00	0.00	0.00	0.00	0.00	0.00	1.00	0.00	0.00	0.00	0.00	0.00	0.00	0.00	0.00	0.00	0.00	0.00	0.00	0.00	0.00	0.00	0.00	0.00	0.00	0.00	0.00	0.00	0.00
GRAND TOTAL	1.00	291,989.90	9.00	3.00	291,989.90	6.00	0.00	0.00	1.00	0.00	0.00	0.00	0.00	0.00	0.00	0.00	0.00	0.00	0.00	0.00	0.00	0.00	0.00	0.00	0.00	0.00	0.00	0.00	0.00	0.00	0.00

Particulars	Previous Month	This Month	As of Date	
				(1)
Total Disbursement Authorities Received	5,262,100.00	6.00	5,262,100.00	
NCA	5,262,100.00	6.00	5,262,100.00	
NTA	0.00	0.00	0.00	
Working Fund	0.00	0.00	0.00	
TRAI	0.00	0.00	0.00	
CDC	0.00	0.00	0.00	
NCAA	0.00	0.00	0.00	
Less: Notice of Transfer of Abolition (NTA) issued	0.00	0.00	0.00	
Total Disbursement Authorities Available	5,262,100.00	6.00	5,262,100.00	
Less:	0.00	0.00	0.00	
Lapsed NCA	0.00	0.00	0.00	
Disbursements:	1,284,464.25	251,800.00	1,610,465.25	
Less: Other Non-Cash Disbursements	0.00	0.00	0.00	
Disbursements effected through savings deductions from salaries	0.00	0.00	0.00	
Disbursement of non-governmental property	0.00	0.00	0.00	
Disbursement for loss of government property	0.00	0.00	0.00	
Localities charges and similar items	0.00	0.00	0.00	
Others (e.g. TDP, 57% Deductible Welfare Tax, etc.)	0.00	0.00	0.00	
Accruals/Adjustments (e.g. cancelled/voided checks)	0.00	0.00	0.00	
Balance of Disbursement Authorities as at date	3,977,635.75	351,300.00	3,619,135.75	
Total Disbursements Program	1,284,464.25	251,800.00	1,610,465.25	
Less: "Not a Disbursement"	0.00	0.00	0.00	
Grand Total Disbursements	1,284,464.25	251,800.00	1,610,465.25	

Notes: ** Amounts should tally with the grand total disbursement (column 27).
Certified Correct:
MAYRA TERESA S. DEYRAN
Date: 12/7/2024

Certified Correct:
GABRIEL S. GRANADOR
Date: 12/7/2024

ADJULUJE V. MAMALAM
Date: 12/7/2024

MONTHLY REPORT OF DISBURSEMENTS
For the month of December 2024

Department : Department of the Interior and Local Government (DILG)
Agency/Entity : Office of the Secretary
Operating Unit : Regional Office - XI
Organization Code (MICS) : 14 001 000001
Fund Cluster : 01 - Regular Agency Fund

(e.g. MICS Fund Cluster: 01-Regular Agency Fund, 02-Foreign Assisted Projects Fund, 03-Special Account-Locally Funded/Domestic Grants Fund, etc.)

Particulars	Current Year Budget										Prior Year's Accounts Payable										Current Year's Accounts Payable										Total Liabilities										Grand Total																																																																																																																																																																																																																																																																																																																																																																																																																																																																																																																																																																																																																																																																																																																																																																																																																																																																																																																																																																																																																																																																																																																																																																																																																																																																																																																																																																																																																																										
	PB		MODE		Funds		CO		TOTAL		PB		MODE		Funds		CO		TOTAL		PB		MODE		Funds		CO		TOTAL		PB		MODE		Funds		CO		TOTAL		Balance																																																																																																																																																																																																																																																																																																																																																																																																																																																																																																																																																																																																																																																																																																																																																																																																																																																																																																																																																																																																																																																																																																																																																																																																																																																																																																																																																																																																																																										
	1	2	3	4	5	6	7	8	9	10	11	12	13	14	15	16	17	18	19	20	21	22	23	24	25	26	27	28	29	30	31	32	33	34	35	36	37	38	39	40	41	42	43	44	45	46	47	48	49	50	51	52	53	54	55	56	57	58	59	60	61	62	63	64	65	66	67	68	69	70	71	72	73	74	75	76	77	78	79	80	81	82	83	84	85	86	87	88	89	90	91	92	93	94	95	96	97	98	99	100	101	102	103	104	105	106	107	108	109	110	111	112	113	114	115	116	117	118	119	120	121	122	123	124	125	126	127	128	129	130	131	132	133	134	135	136	137	138	139	140	141	142	143	144	145	146	147	148	149	150	151	152	153	154	155	156	157	158	159	160	161	162	163	164	165	166	167	168	169	170	171	172	173	174	175	176	177	178	179	180	181	182	183	184	185	186	187	188	189	190	191	192	193	194	195	196	197	198	199	200	201	202	203	204	205	206	207	208	209	210	211	212	213	214	215	216	217	218	219	220	221	222	223	224	225	226	227	228	229	230	231	232	233	234	235	236	237	238	239	240	241	242	243	244	245	246	247	248	249	250	251	252	253	254	255	256	257	258	259	260	261	262	263	264	265	266	267	268	269	270	271	272	273	274	275	276	277	278	279	280	281	282	283	284	285	286	287	288	289	290	291	292	293	294	295	296	297	298	299	300	301	302	303	304	305	306	307	308	309	310	311	312	313	314	315	316	317	318	319	320	321	322	323	324	325	326	327	328	329	330	331	332	333	334	335	336	337	338	339	340	341	342	343	344	345	346	347	348	349	350	351	352	353	354	355	356	357	358	359	360	361	362	363	364	365	366	367	368	369	370	371	372	373	374	375	376	377	378	379	380	381	382	383	384	385	386	387	388	389	390	391	392	393	394	395	396	397	398	399	400	401	402	403	404	405	406	407	408	409	410	411	412	413	414	415	416	417	418	419	420	421	422	423	424	425	426	427	428	429	430	431	432	433	434	435	436	437	438	439	440	441	442	443	444	445	446	447	448	449	450	451	452	453	454	455	456	457	458	459	460	461	462	463	464	465	466	467	468	469	470	471	472	473	474	475	476	477	478	479	480	481	482	483	484	485	486	487	488	489	490	491	492	493	494	495	496	497	498	499	500	501	502	503	504	505	506	507	508	509	510	511	512	513	514	515	516	517	518	519	520	521	522	523	524	525	526	527	528	529	530	531	532	533	534	535	536	537	538	539	540	541	542	543	544	545	546	547	548	549	550	551	552	553	554	555	556	557	558	559	560	561	562	563	564	565	566	567	568	569	570	571	572	573	574	575	576	577	578	579	580	581	582	583	584	585	586	587	588	589	590	591	592	593	594	595	596	597	598	599	600	601	602	603	604	605	606	607	608	609	610	611	612	613	614	615	616	617	618	619	620	621	622	623	624	625	626	627	628	629	630	631	632	633	634	635	636	637	638	639	640	641	642	643	644	645	646	647	648	649	650	651	652	653	654	655	656	657	658	659	660	661	662	663	664	665	666	667	668	669	670	671	672	673	674	675	676	677	678	679	680	681	682	683	684	685	686	687	688	689	690	691	692	693	694	695	696	697	698	699	700	701	702	703	704	705	706	707	708	709	710	711	712	713	714	715	716	717	718	719	720	721	722	723	724	725	726	727	728	729	730	731	732	733	734	735	736	737	738	739	740	741	742	743	744	745	746	747	748	749	750	751	752	753	754	755	756	757	758	759	760	761	762	763	764	765	766	767	768	769	770	771	772	773	774	775	776	777	778	779	780	781	782	783	784	785	786	787	788	789	790	791	792	793	794	795	796	797	798	799	800	801	802	803	804	805	806	807	808	809	810	811	812	813	814	815	816	817	818	819	820	821	822	823	824	825	826	827	828	829	830	831	832	833	834	835	836	837	838	839	840	841	842	843	844	845	846	847	848	849	850	851	852	853	854	855	856	857	858	859	860	861	862	863	864	865	866	867	868	869	870	871	872	873	874	875	876	877	878	879	880	881	882	883	884	885	886	887	888	889	890	891	892	893	894	895	896	897	898	899	900	901	902	903	904	905	906	907	908	909	910	911	912	913	914	915	916	917	918	919	920	921	922	923	924	925	926	927	928	929	930	931	932	933	934	935	936	937	938	939	940	941	942	943	944	945	946	947	948	949	950	951	952	953	954	955	956	957	958	959	960	961	962	963	964	965	966	967	968	969	970	971	972	973	974	975	976	977	978	979	980	981	982	983	984	985	986	987	988	989	990	991	992	993	994	995	996	997	998	999	1000	1001	1002	1003	1004	1005	1006	1007	1008	1009	1010	1011	1012	1013	1014	1015	1016	1017	1018	1019	1020	1021	1022	1023	1024	1025	1026	1027	1028	1029	1030	1031	1032	1033	1034	1035	1036	1037	1038	1039	1040	1041	1042	1043	1044	1045	1046	1047	1048	1049	1050	1051	1052	1053	1054	1055	1056	1057	1058	1059	1060	1061	1062	1063	1064	1065	1066	1067	1068	1069	1070	1071	1072	1073	1074	1075	1076	1077	1078	1079	1080	1081	1082	1083	1084	1085	1086	1087	1088	1089	1090	1091	1092	1093	1094	1095	1096	1097	1098	1099	1100	1101	1102	1103	1104	1105	1106	1107	1108	1109	1110	1111	1112	1113	1114	1115	1116	1117	1118	1119	1120	1121	1122	1123	1124	1125	1126	1127	1128	1129	1130	1131	1132	1133	1134	1135	1136	1137	1138	1139	1140	1141	1142	1143	1144	1145	1146	1147	1148	1149	1150	1151	1152	1153	1154	1155	1156	1157	1158	1159	1160	1161	1162	1163	1164	1165	1166	1167	1168	1169	1170	1171	1172	1173	1174	1175	1176	1177	1178	1179	1180	1181	1182	1183	1184	1185	1186	1187	1188	1189	1190	1191	1192	1193	1194	1195	1196	1197	1198	1199	1200	1201	1202	1203	1204	1205	1206	1207	1208	1209	1210	1211	1212	1213	1214	1215	1216	1217	1218	1219	1220	1221	1222	1223	1224	1225	1226	1227	1228	1229	1230	1231	1232	1233	1234	1235	1236	1237	1238	1239	1240	1241	1242	1243	1244	1245	1246	1247	1248	1249	1250	1251	1252	1253	1254	1255	1256	1257	1258	1259	1260	1261	1262	1263	1264	1265	1266	1267	1268	1269	1270	1271	1272	1273	1274	1275	1276	1277	1278	1279	1280	1281	1282	1283	1284	1285	1286	1287	1288	1289	1290	1291	1292	1293	1294	1295	1296	1297	1298	1299	1300	1301	1302	1303	1304	1305	1306	1307	1308	1309	1310	1311	1312	1313	1314	1315	1316	1317	1318	1319	1320	1321	1322	1323	1324	1325	1326	1327	1328	1329	1330	1331	1332	1333	1334	1335	1336	1337	1338	1339	1340	1341	1342	1343	1344	1345	1346	1347	1348	1349	1350	1351	1352	1353	1354	1355	1356	1357	1358	1359	1360	1361	1362	1363	1364	1365	1366	1367	1368	1369	1370	1371	1372	1373	1374	1375	1376	1377	1378	1379	1380	1381	1382	1383	1384	1385	1386	1387	1388	1389	1390	1391	1392	1393	1394	1395	1396	1397	1398	1399	1400	1401	1402	1403	1404	1405	1406	1407	1408	1409	1410	1411	1412	1413	1414	1415	1416	1417	1418	1419	1420	1421	1422	1423	1424	1425	1426	1427

MONTHLY REPORT OF DISBURSEMENTS
For the month of December 2024

Department : Department of the Interior and Local Government (DILG)
Agency/Entity : Office of the Secretary
Operating Unit : Regional Office - XI
Organization Code (UACS) : 154 001 0300011
Fund Cluster : FT - Trust Receipts
(e.g. UACS Fund Cluster: 01-Regular Agency Fund, 02-Foreign Assisted Projects Fund, 03-Special Account-Locally Funded/Domestic Grants Fund, etc.)

Table with columns: Particulars, Current Year Budget (PS, MOOE, FinEx, CO, TOTAL), Prior Year's Accounts Payable (PS, MOOE, FinEx, CO, Sub-Total, TOTAL), Prior Year's Budget (PS, MOOE, FinEx, CO, Sub-Total, TOTAL), Current Year's Accounts Payable (PS, MOOE, FinEx, CO, Sub-Total, TOTAL), SUB-TOTAL, Trust Liabilities (PS, MOOE, CO, TOTAL), Grand Total (PS, MOOE, FinEx, CO, TOTAL), Remarks.

SUMMARY

Summary table with columns: Particulars, Previous Report (D), This Month (D), As at Date (R). Rows include Total Disbursement Authorities Received, Less: NTAs, Total Disbursement Authorities Available, Less: Lapsed NCA, Disbursements, Less: Other Non-Cash Disbursements, Balance of Disbursement Authorities as at date, Total Disbursements Program, Less: Actual Disbursements, (Over)/Under spending.

Certified Correct:
MARIA TERESA S. BORGAN
Date: 1/10/2025

Approved By:
KELLY MARIE S. GRANADOR
Date: 1/10/2025


Approved By:
ASDILAH V. BAYALAM
Date: 1/10/2025

QUARTERLY REPORT OF REVENUE AND OTHER RECEIPTS
As at the Quarter Ending December 31, 2024

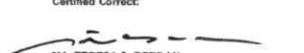
Department : Department of the Interior and Local Government (DILG)
 Agency/Entity : Office of the Secretary
 Operating Unit : Regional Office - XI
 Organization Code (UACS) : 14 001 0300011
 Fund Cluster : 07 - Trust Receipts

Classification/Sources of Revenue and Other Receipts	UACS CODE	REVENUE TARGET (Annual) per BESF	Actual Revenue and Other Receipts Collections					Cumulative Remittance/Deposits to Date			Variance		Remarks
			1st Quarter Ending March 31	2nd Quarter Ending June 30	3rd Quarter Ending September 30	4th Quarter Ending December 31	Total	Remittance to BTR	Deposited with AGDB	Total	Amount	%	
1	2	3	4	5	6	7	8=(4+5+6+7)	9	10	11=(9+10)	12=(8-3)	13=(12/3)	14
Trust Receipts		0.00	1,210,000.00	432,500.00	200,000.00	5,440,018.50	7,282,518.50	0.00	1,642,500.00	1,642,500.00	7,282,518.50	0%	
Inter-Agency Transferred Funds (IAT) Deposited with the National Treasury		0.00	1,205,000.00	367,000.00	180,000.00	3,500,000.00	5,252,000.00	0.00	1,572,000.00	1,572,000.00	5,252,000.00	0%	
Due to NGAs (LGA)		0.00	1,205,000.00	367,000.00	180,000.00	3,500,000.00	5,252,000.00	0.00	1,572,000.00	1,572,000.00	5,252,000.00	0%	
Trust Receipts Deposited with Authorized Government Depository Banks (AGDB)		0.00	5,000.00	65,500.00	20,000.00	1,940,018.50	2,630,518.50	0.00	70,500.00	70,500.00	2,030,518.50	0%	
Proceeds from sale of bid documents		0.00	5,000.00	65,500.00	20,000.00	90,000.00	180,500.00	0.00	70,500.00	70,500.00	180,500.00	0%	
GCF-IBFPH PROJECT FUND		0.00	0.00	0.00	0.00	918,518.50	918,518.50	0.00	0.00	0.00	918,518.50	0%	
RAPID GROWTH PROGRAM		0.00	0.00	0.00	0.00	931,500.00	931,500.00	0.00	0.00	0.00	931,500.00	0%	
GRAND TOTAL		0.00	1,210,000.00	432,500.00	200,000.00	5,440,018.50	7,282,518.50	0.00	1,642,500.00	1,642,500.00	7,282,518.50	0%	


Certified Correct:


 DATE AS FORTH R. TO
 Budget Officer
 Date: January 28, 2025

Certified Correct:


 MA. TERESA S. BERDAN
 Regional Accountant
 Date: January 28, 2025

Recommending Approval By:


 GACE MARIE S. GRAVADOR
 Chief, FAD
 Date: January 28, 2025

Approved By:


 ABDULLAH M. MATALAM
 Regional Director
 Date: January 28, 2025

STATEMENT OF APPROVED BUDGET, UTILIZATIONS, DISBURSEMENTS AND BALANCES FOR TRUST RECEIPTS
 (for Implementing Agency use only)
 As at the Quarter Ending December 31, 2024


Department : Department of the Interior and Local Government (DILG)
 Agency/Entity : Office of the Secretary
 Operating Unit : Regional Office - XI
 Organization Code (UACS) : 14 0010300011
 Fund Cluster : 01 - Regular Agency Fund

Inter Agency Fund Transfer
 Grants and Donations (Less than 12 months)

Source Agencies and Projects	UACS CODE	Approved Budget			Utilizations					Disbursements					Balances		
		Approved Budgeted Revenue/ Receipts	Adjustments (Additions, Reductions, Modifications/ Augmentations)	Adjusted Budgeted Revenue	1st Quarter Ending March 31	2nd Quarter Ending June 30	3rd Quarter Ending September 30	4th Quarter Ending December 31	Total	1st Quarter Ending March 31	2nd Quarter Ending June 30	3rd Quarter Ending September 30	4th Quarter Ending December 31	Total	Unused Budget	Unpaid Obligations (16-15)+(17+18)	
																Due and Demandable	Not Yet Due and Demandable
1	2	3	4	5=(3+(-4))	6	7	8	9	10=(8+7+8+9)	11	12	13	14	15=(11+12+13+14)	16=(5-10)	17	18
Department of the Interior and Local Government (DILG)		4,835,000.00	0.00	4,835,000.00	0.00	0.00	814,000.00	3,742,392.89	4,556,392.89	0.00	0.00	814,000.00	3,742,392.89	4,556,392.89	278,607.11	0.00	0.00
Local Government Academy		4,835,000.00	0.00	4,835,000.00	0.00	0.00	814,000.00	3,742,392.89	4,556,392.89	0.00	0.00	814,000.00	3,742,392.89	4,556,392.89	278,607.11	0.00	0.00
Fund Transfer for expenses in the conduct of the 2024 LGRRR Assessment		50,000.00	0.00	50,000.00	0.00	0.00	0.00	49,950.00	49,950.00	0.00	0.00	0.00	49,950.00	49,950.00	50.00	0.00	0.00
MOOE	2	50,000.00	0.00	50,000.00	0.00	0.00	0.00	49,950.00	49,950.00	0.00	0.00	0.00	49,950.00	49,950.00	50.00	0.00	0.00
Fund transfer for the expenses in the conduct of monitoring activities		130,000.00	0.00	130,000.00	0.00	0.00	0.00	127,125.65	127,125.65	0.00	0.00	0.00	127,125.65	127,125.65	2,874.35	0.00	0.00
MOOE	2	130,000.00	0.00	130,000.00	0.00	0.00	0.00	127,125.65	127,125.65	0.00	0.00	0.00	127,125.65	127,125.65	2,874.35	0.00	0.00
Fund Transfer for the implementation of various learning activities under the Enhancement of Local Governments Capacity on DRRM-CCAM Program Operation LISTO re: Formulation of Barangay Development Plan (BDP) and Barangay Disaster Risk Reduction and Management Plan (BDRRMP)		1,000,000.00	0.00	1,000,000.00	0.00	0.00	0.00	994,800.00	994,800.00	0.00	0.00	0.00	994,800.00	994,800.00	5,200.00	0.00	0.00
MOOE	2	1,000,000.00	0.00	1,000,000.00	0.00	0.00	0.00	994,800.00	994,800.00	0.00	0.00	0.00	994,800.00	994,800.00	5,200.00	0.00	0.00
Fund Transfer for the implementation of various learning activities under the Enhancement of Local Governments Capacity on DRRM-CCAM Program Operation LISTO re: Training on management of the Daad and Mixino Person		1,000,000.00	0.00	1,000,000.00	0.00	0.00	0.00	995,548.00	995,548.00	0.00	0.00	0.00	995,548.00	995,548.00	4,452.00	0.00	0.00
MOOE	2	1,000,000.00	0.00	1,000,000.00	0.00	0.00	0.00	995,548.00	995,548.00	0.00	0.00	0.00	995,548.00	995,548.00	4,452.00	0.00	0.00
Fund Transfer for the implementation of various learning activities under the Enhancement of Local Governments Capacity on DRRM-CCAM Program Operation LISTO re: Training on the Formulation of Enhanced Local Climate Change Action Plan		1,500,000.00	0.00	1,500,000.00	0.00	0.00	0.00	1,403,969.24	1,403,969.24	0.00	0.00	0.00	1,403,969.24	1,403,969.24	98,030.76	0.00	0.00
MOOE	2	1,500,000.00	0.00	1,500,000.00	0.00	0.00	0.00	1,403,969.24	1,403,969.24	0.00	0.00	0.00	1,403,969.24	1,403,969.24	98,030.76	0.00	0.00
Fund transfer for training related expenses in the implementation of the BNEQ Towards Great Baranans Program		1,155,000.00	0.00	1,155,000.00	0.00	0.00	814,000.00	171,000.00	985,000.00	0.00	0.00	814,000.00	171,000.00	985,000.00	170,000.00	0.00	0.00
MOOE	2	1,155,000.00	0.00	1,155,000.00	0.00	0.00	814,000.00	171,000.00	985,000.00	0.00	0.00	814,000.00	171,000.00	985,000.00	170,000.00	0.00	0.00
GRAND TOTAL		4,835,000.00	0.00	4,835,000.00	0.00	0.00	814,000.00	3,742,392.89	4,556,392.89	0.00	0.00	814,000.00	3,742,392.89	4,556,392.89	278,607.11	0.00	0.00
PS		0.00	0.00	0.00	0.00	0.00	0.00	0.00	0.00	0.00	0.00	0.00	0.00	0.00	0.00	0.00	0.00
MOOE		4,835,000.00	0.00	4,835,000.00	0.00	0.00	814,000.00	3,742,392.89	4,556,392.89	0.00	0.00	814,000.00	3,742,392.89	4,556,392.89	278,607.11	0.00	0.00
CO		0.00	0.00	0.00	0.00	0.00	0.00	0.00	0.00	0.00	0.00	0.00	0.00	0.00	0.00	0.00	0.00

Certified Correct:

 KAYE ASTOR ETHEL YU
 Budget Officer
 Date: January 28, 2025

Certified Correct:

 MA. TERESA S. BERDAN
 Regional Accountant
 Date: January 28, 2025

Recommending Approval By:

 GENE MARIE S. GRAVADOR
 Chief, FAD
 Date: January 28, 2025

Approved By:

 ABDULLA V. MATALAM
 Regional Director
 Date: January 28, 2025

This report was generated using the Unified Reporting System on January 28, 2025 10:20 AM; Status : SUBMITTED